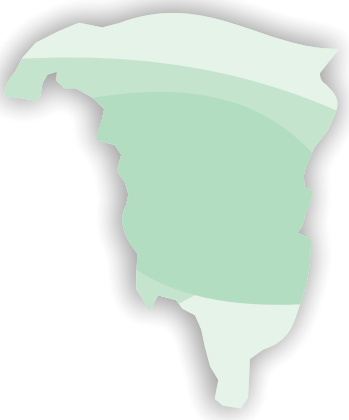


20
25



REPORT OF THE
ACCOUNTANT- GENERAL
YOBE STATE

With IPSAS Accrual Transitional Financial Statements
For the Year Ended December 31, 2025





REPORT OF THE ACCOUNTANT- GENERAL YOBE STATE

With IPSAS Accrual Transitional Financial Statements
For the Year Ended December 31, 2025



Office of the Accountant General
Yobe State

Damaturu

2025




Table of Contents


1. Profile	ii - ix
2. Financial Highlights for the Year 2025	1
3. Responsibility of Financial Statement	3
4. Audit Certificate	4
5. Special Opinion	5
6. General Purpose of Financial Statement	6
7. Accounting Policies	6 - 20
8. Statement No. 1 - Statement of Financial Performance	21 - 23
9. Statement No. 2 - Statement of Financial Position	24 - 26
10. Statement No. 3 - Statement of Cashflow	27 - 31
11. Statement No. 4 - Statement of Changes in Net Assets/ Equity	32
12. Statement No. 5 - Statement of Comparisim of Budget and Actual Amount	33 - 34
13. Notes to the Financial Statements	35 - 85
14. Reference Notes	86 - 116
15. Report on Recurrent Expenditure (Budget) Performance	117 - 120
16. Report on Capital Expenditure (Budget) Performance	121 - 124
18. Report on Budget Performance Expenditure by Function	125 - 131
19. Report on Budget Performance Expenditure by Programme	132 - 135
20. NG-CARES Disclosure Note In State Audited Financial Statements	136
21. Yobe State Government Projects	137 - 138




His Excellency
HON. MAI MALA BUNI CON, COMN
Executive Governor, Yobe State



His Excellency
HON. IDI BARDE GUBANA
Deputy Governor, Yobe State



Baba Mallam Wali mni
Secretary to the State Government,
Yobe State




Abdullahi Musa Shehu

Head of Service,
Yobe State




Mohammed Abatcha Geidam FCNA, mni

Hon. Commissioner,
Ministry of Finance & Economic Development,
Yobe State



Musa Audu Farafara FCNA
Permanent Secretary,
Ministry of Finance & Economic Development,
Yobe State



Muhammad Alkali Dinkiri FCNA
Accountant General
Yobe State



Mohammed Gana Ibrahim FCNA
Director, Internal Audit,
Yobe State



Ahmed Ibrahim Jajere CNA
Director, Final Account,
Yobe State



Bulama Garba Dandibi Ph.D. Fcna
Director, Treasury Operations,
Yobe State



FINANCIAL HIGHLIGHT FOR THE YEAR 2025

The Yobe State Government budgeted a total expenditure of ₦382,137,000,000.00 for the year 2025. This made up of Recurrent Expenditure of ₦195,505,590,000.00 and Capital expenditure of ₦186,631,410,000.00. The expenditure is expected to be financed by Recurrent Revenue of ₦257,696,000,000.00 and Capital Receipts of ₦120,041,000,000.00.

During the year under review, the State Government's actual Recurrent Revenue was ₦263,036,607,942.41 while actual Capital Receipts was ₦117,921,363,513.00 representing 69% and 31% performance respectively.

Actual Recurrent Expenditure during the year was ₦194,407,247,876.00 while actual Capital Expenditure was ₦185,797,967,687.00 representing 98% and 99% Performance, respectively.

**FINANCIAL HIGHLIGHT FOR THE YEAR 2025**

S/N	Descriptions	Actual 2025	Final Budget 2025	Actual 2024
	RECURRENT REVENUE	NGN	NGN	NGN
1	Statutory Allocation	169,106,161,522	176,530,042,000	155,943,581,849
2	Value Added Tax	78,444,463,475	66,003,096,000	60,357,821,778
3	Internal Revenue (IGR)	15,485,982,945	14,562,862,000	11,084,367,239
	Sub Total	263,036,607,942	257,096,000,000	227,385,770,866
	CAPITAL RECIEPTS			
1	Grants	54,438,922,392	55,041,000,000	24,650,000,000
2	Other Capital Receipts	-	-	17,826,272,062
3	Debt Forgiveness	-	-	-
4	Other Revenue	-	-	145,854,815
5	Internal/ External Loans	63,482,441,121	65,000,000,000	10,172,244,388
	Sub Total	117,921,363,513	120,041,000,000	52,794,371,264
	Total Receipts	380,957,971,456	377,137,000,000	280,180,142,130
	RECURRENT EXPENDITURE			
1	Salarys and Wages (Including CRF Salaries of Public Office Holders)	61,055,370,256	61,062,397,000	38,273,674,018
2	Allowances & Social Contribution	1,884,077,712	1,886,139,000	1,068,776,171
3	Social Benefits	13,391,232,398	13,391,927,000	8,608,871,325
4	Overhead Cost	97,436,824,484	97,904,849,000	65,203,193,398
5	Grants & Contributions	1,078,590,000	1,079,780,000	473,406,410
6	Subsidies	2,875,000,000	2,875,000,000	2,113,860,000
7	Public Debt Charges	16,506,969,792	16,908,096,000	16,439,788,350
8	Other Operating Activities	179,183,234	397,402,000	356,117,724
	Total Recurrent Expenditure	194,407,247,876	195,505,590,000	132,537,687,395
32	CAPITAL EXPENDITURE ACCORDING TO SECTOR			
1	Administrative Sector	22,340,741,886	22,368,470,000	21,389,826,827
2	Economic Sector	137,037,730,464	137,721,646,000	115,538,326,093
3	Law and Justice	470,000,000	470,000,000	400,000,000
4	Regional Sector	-	-	-
5	Social Service Sector	25,949,495,337	26,071,294,000	14,461,675,871
	Sub Total	185,797,967,687	186,631,410,000	151,789,828,791
	Total Expenditure	380,205,215,563	382,137,000,000	284,327,516,186



SECRET



OFFICE OF THE ACCOUNTANT GENERAL

MINISTRY OF FINANCE AND ECONOMIC DEVELOPMENT

ALONG POTISKUM ROAD, P.M.B. 1045 DAMATURU, YOBE STATE. ☎ 07069391782

Our Ref: C.907/S/GEN/VOL.I Your Ref: _____ Date: 24/2/2026

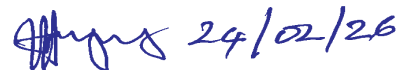
STATEMENT OF RESPONSIBILITY FOR FINANCIAL STATEMENT

These financial statements have been prepared by the Accountant-General of Yobe State in accordance with the provision of the Public Finance (Control and Management) Act 1958 as amended. The Financial Statements Complies with the generally accepted accounting practice and the new International Public Sector Accounting Standards (IPSAS) Accrual Basis General Purpose Financial Statements (GPFS) reporting format approved by Federal Executive Council (FEC) in July, 2010.

The Accountant General is responsible for establishing and maintaining a system of internal controls, designed to provide reasonable assurance that the transactions are recorded within statutory authority and properly record the use of all public financial resources by the State Government.

To the best of my knowledge, this system of internal control has adequately operated throughout the period of reports.

In my opinion, these financial statements fairly reflect the financial position of the Government of Yobe State of Nigeria as at 31st December 2025 and its operations for the year ended on that date.



MUHAMMAD ALKALI DINKIRI, FCNA
ACCOUNTANT GENERAL - YBS
FRC/2025/PRO/ANAN/004/137478



YOBE STATE GOVERNMENT OF NIGERIA

OFFICE OF THE AUDITOR-GENERAL

Website: www.osag.yb.gov.ng
E-mail: oagyobestate@yahoo.com
auditybsg@gmail.com

GSM No: +2347088824193

P.M.B. 1051.
Phase I, Secretariat
Damaturu, Yobe State

AUDIT CERTIFICATE

The Financial Statement and Annual Accounts of the Government of Yobe State of Nigeria for the year ended December 31st, 2025 have been audited in accordance with section 125 subsection 2 of the Constitution of the Federal Republic of Nigeria 1999 (as amended), and section 17 of the Yobe State Public Sector Audit and Other Related Matters Law, 2021 in line with International Public Sector Accounting Standards (IPSAS) 'Transitional Accrual Basis'.

The audit was conducted in accordance with International Standards on Auditing and INTOSAI Auditing Standards.

In the course of the audit, I evaluated the overall adequacy of the information presented in the General Purpose Financial Statements which were prepared in accordance with International Public Sector Accounting Standards (IPSAS) "Transitional Accrual Basis" as described in Note schedules. I have obtained information and explanation that to the best of my knowledge was relevant and necessary for the purposes of the audit. This audit has provided me with reasonable evidences and assurances which formed the basis for my independent opinion.

In my opinion, the Financial Statement and Annual Accounts which are in agreement with the books of accounts and records show a true and fair view of the Financial Position of the Government of Yobe State for the year ended December 31st, 2025 and the transactions for the fiscal year ended on that date.

**Office of the State Auditor-General,
P.M.B. 1051,
Damaturu – Yobe State.**



**Mai Aliyu Umar Gulani FCNA, FCCFI, CCrFA,
Auditor-General, Yobe State
FRC/2023/PRO/ANAN/004/427269**



YOBE STATE GOVERNMENT OF NIGERIA

OFFICE OF THE AUDITOR-GENERAL

Website: www.osag.yb.gov.ng
E-mail: oagyobestate@yahoo.com
auditybsg@gmail.com

GSM No: +2347088824193

P.M.B. 1051.
Phase I, Secretariat
Damaturu, Yobe State

Special Opinion:

The State is eligible to receive performance-based grant financing from the Federal Government subject to performance against predefined criteria in the World Bank Assisted Nigeria Community Action for Resilience and Economic Stimulus (NG-CARES) and Human Capital Opportunities for Prosperity and Equity – Governance (HOPE GOV) Program. The expenditure framework [and receipts] are detailed in Disclosure Notes in the attached General Purpose Financial Statements of Yobe State Government.

In my opinion, Disclosure Notes present fairly, in all material respects, the expenditures incurred [and funds received] against the NG-CARES & HOPE GOV Program by the State for the year ended December 31st, 2025 in accordance with IPSAS 'Transitional Accrual Basis' as described in Disclosure Notes in Yobe State Audited Financial Statement and Annual Accounts for the year 2025 as schedules.

Office of the State Auditor-General,
P.M.B. 1051,
Damaturu – Yobe State.

Mai Aliyu Umar Gulani FCNA, FCCFI, CCrFA,
Auditor-General, Yobe State
FRC/2023/PRO/ANAN/004/427269



GENERAL PURPOSE OF THE FINANCIAL STATEMENT

The General Purpose Financial Statements (GPFS) is to give an overview of the Financial position and Cash resources of the Yobe State Government of Nigeria as at 31st December, 2025 as well as give a summary of purpose to which the resources received during the year was put into.

SECRET



OFFICE OF THE ACCOUNTANT GENERAL

MINISTRY OF FINANCE AND ECONOMIC DEVELOPMENT

ALONG POTISKUM ROAD, P.M.B. 1045 DAMATURU, YOBE STATE. ☎07069391782

Our Ref: C.907/S/GEN/VOL.I Your Ref: _____ Date: 24/2/2026

STATEMENT OF ACCOUNTING POLICIES

The General-Purpose Financial Statements are prepared under International Public Sector Accounting Standard (IPSAS) Accrual Basis of Accounting that recognizes transactions and events when they occur, rather than when cash flows in or out within the year under review. The GPFS are prepared under the historical cost and convention and in accordance with IPSAS and other applicable Standards. In addition, GPFS are compliance with the provision of the Financial (Control and Management) Act 1958 and the Financial Instructions (2011) and other known legal requirements.

List of Abbreviations/Acronyms

Abbreviation/Term	Description
CBN	Central Bank of Nigeria
COA	Chart of Account
FAAC	Federation Accounts Allocation Committee
FGN	Federal Government of Nigeria
FRC	Financial Reporting Council
GAAP	Generally Accepted Accounting Principles
GPFS	General Purpose Financial Statement
IPSAS	International Public Sector Accounting Standards



LFN	Law of the Federal Republic of Nigeria
MDA	Ministries, Departments and Agencies
NCOA	National Chart of Account
GBE	Government Business Enterprises
FRCoN	Financial Reporting Council of Nigeria
OAG	Office of the Accountant General
PPE	Properties, Plants and Equipment

INTRODUCTION

In line with the adoption of the International Public Sector Accounting Standards (IPSAS) in Nigeria, a Standardised Chart of Account (COA) alongside a set of General-Purpose Financial Statements (GPFS) have been designed and introduced by FAAC for adoption by all tiers of Government in Nigeria. The standardised COA and the GPFS is hereby adopted by Yobe State Government to comply with FAAC directive to harmonize public sector accounts reporting in Nigeria.

In order to ensure an effective and efficient utilization of the COA and GPFS, the Accounting Policies have been developed as a set of guidelines to direct the Processes and Procedures relating to financial reporting in Yobe State. These policies shall form part of the universally agreed framework for financial reporting in Yobe State.

BASIS OF ACCOUNTING AND ACCOUNTING POLICIES

1. Basis of Accounting

The financial statements have been prepared under the historical cost convention and in accordance with International Public Sector Accounting Standards (IPSAS). The State, as a first-time adopter of IPSAS Accrual, commenced transition on 1 January 2024. It has taken advantage of exemptions that affect fair presentation and compliance with accrual basis IPSAS in respect of non-current assets and liabilities of the State acquired prior to the 2023 financial year. The State has, however, put in place a committee responsible for identification, recognition, and measurement of all assets and liabilities before the three-year transitional relief period expires.

2. Significant Accounting policies

2.1 Accounting period

The accounting year (fiscal year) is from 1st January to 31 December. Each accounting year is divided into 12 calendar months.

2.2 Reporting currency

The financial statements are prepared in the Nigerian Naira.

2.3 Consolidation

The consolidation of financial statements is based on the accrual basis of accounting. All Ministries, Departments and Agencies of Government in line with applicable Yobe laws are consolidated. Controlled entities are consolidated from the date on which control is transferred to the State and are de-consolidated from the date control ceases.



2.4 Comparative information

The financial statements disclose all the numerical information relating to the previous period.

2.5 Budget information

The figures presented are derived from the 2025 Revised Approved Annual Budget and the Supplementary Budget, both authorized in accordance with the 2025 Appropriation Law of Yobe State.

2.6 Fundamental Accounting Concepts

Yobe State is in the process of transitioning from the cash basis of accounting to the accrual basis in accordance with IPSAS 33 – First-time Adoption of Accrual Basis IPSASs. During this transition period, the following fundamental accounting concepts guide the preparation and presentation of financial statements:

- **Transitional Accrual Basis:** While cash basis accounting remains the foundation, accrual elements are being progressively introduced to align with IPSAS requirements.
- **Understandability:** Financial statements are prepared in a clear and concise manner to support informed decision-making by users.
- **Materiality:** All material items that could influence users' economic or service delivery decisions are disclosed.
- **Relevance:** Information provided is relevant to users' needs and capable of influencing their decisions.
- **Going Concern:** Yobe State is assumed to continue its operations for the foreseeable future unless stated otherwise.
- **Consistency:** Accounting policies are applied consistently unless a change is required by IPSAS or justified by a change in circumstances.
- **Prudence:** Caution is applied in making judgments and estimates, ensuring that income and assets are not overstated.
- **Completeness:** All information necessary for a true and fair view of the financial position and performance is included.

2.7 Revenue

2.7.1 Revenue from exchange transactions

Revenue from exchange transactions include revenue arising from rendering services, sale of goods, use of State assets yielding interest, royalties, and dividends. These revenues are measured at their fair value of the consideration received or receivable and are recognised as follows.

a) Rendering of services

Revenue is recognised in reference to the stage of completion of the transaction at the reporting date, provided the outcome of the transaction can be reliably measured and if the outcome of the transaction cannot be estimated reliably revenue is only recognised to the extent of the expenses recognised that are recoverable.

b) Sale of goods

Revenue is recognised when significant risks and rewards have been transferred to purchaser, loss of effective control by seller, amount of revenue can be reliably measured, it is likely that the economic benefits or service potential associated with the transaction will flow to the State, and the costs incurred or to be incurred in respect of the transaction can be measured reliably.



c) Interest, royalties, and dividends

Revenue is recognized when it is probable that economic benefits or service potential will flow to the State, and the amount of the revenue can be measured reliably.

- **Interest** - on a time proportion basis that takes into account the effective yield on the asset.
- **Royalties** - as they are earned in accordance with the substance of the relevant agreement.
- **Dividends or their equivalents** - when the shareholder's or the State's right to receive payment is established

2.7.2 Revenue from non-exchange transactions

Revenue from non-exchange transactions arise where the State either receives value from another entity or individual without directly giving approximately equal value in exchange or gives value to another entity or individual without directly receiving approximately equal value in exchange. Revenue from non-exchange transactions is measured at the amount of the increase in net assets recognized by the State.

a) Taxes

Taxes are economic benefits or service potential compulsorily paid or payable to the State in accordance with the laws and or regulations established to provide for revenue to government and excludes fines. Tax revenue is recognised when it is due and any amount which paid in excess is treated as a liability to the State.

b) Transfers

Transfers are inflows of economic benefit or service potential from non-exchange transactions, other than taxes. Transfers comprise conditional and unconditional transfers. Transfers are sourced from the Federal Government, Development Partners in form of grants, other governments, and individuals etc. Revenue from transfers is recognised when all the conditions have been met. Transfers for which conditions are not met are treated as a liability in the Statement of Financial Position.

Transfers include the following

• **Government Share of Statutory Allocation from FAAC**

FAAC revenue invoiced monthly and recognized on a straight-line basis over the reporting period. FAAC revenue consists of a statutory allocation, value added. Deductions at source in respect of loan repayments are added to the FAAC allocations received by the state.

• **Aid and grants**

Aid and grants to the State is recognized on entitlement.

- a. Aid and Grants to an entity is recognized as income on entitlement, while aid and grants to other governments/agencies are recognized as expenditure on commitment.
- b. Grant should be recognized as either in kind (Assets, goods or service) or cash
- c. Assets related grant for which conditions are fully met should be recognized systematically as income in the GPFS to compensate for the cost of the asset (depreciation) it is intended to represent by applying deferred income method.

• **Subsidies, donations, and Endowments**

These are recognized as income to the State when money is received or entitlement to receive money is established; except where restrictions attached to these monies are not met and, in that case, they are treated as deferred income until the restrictions are met.



c) Transfer from other government entities

Revenue from non-exchange transactions with other government entities are measured at fair value and recognized on receipt of the asset (Cash, goods, services and property) if its free from conditions and it is probable that the economic benefits or service potential related to asset will flow to the entity and can be measured reliably.

d) Fines

Fines are economic benefits or service potential received or receivable by the State, as determined by a court of law or other law enforcement bodies, as a consequence of the breach of law and regulations.

2.7.3 Other Revenue/Income

- a. Other revenue/income includes items such as fees, fines, debt forgiveness, commissions, rental income, and gains on the disposal of assets. These are recognized in accordance with the relevant IPSAS standards.
- b. Gains on the disposal of assets are recognized on the date when control of the asset is transferred to the buyer. The gain is calculated as the difference between the disposal proceeds and the carrying amount of the asset at the date of disposal

2.8 Expenses

All expenses are reported on accrual basis, that is, they are recognised in the period in which they are incurred or when related services are enjoyed irrespective of when the payment is made.

2.9 Employee Benefits/Pension obligations

2.9.1 Under defined contribution scheme

- a) A defined contribution plan is a pension plan under which fixed contributions are paid into a separate pension entity fund managed by Pension Fund Administrators (PFAs).
- b) The State makes pension and national insurance contributions on behalf of employees in line with Pension Act 2014. The contributions are treated as payments to the defined contribution plan.
- c) The State has no legal or constructive obligation to pay further contributions if the pension entity does not hold sufficient assets to pay all employees the benefits relating to employee service in current and prior periods.
- d) The contributions are recognised as employee benefit expense when they are due.
- e) Prepaid contributions are recognised as an asset to the extent that cash refund or reduction in the future payments is available.

2.10 Borrowing costs

Borrowing costs include interest, amortisation of discounts or premiums on borrowings, and amortisation of ancillary costs incurred in the arrangement of borrowings. Borrowing costs are expensed in the period in which they are incurred. Interest expense is accrued using an effective interest method. The effective interest rate exactly discounts estimated future cash payments through the expected useful life of the financial liability to that liability's net carrying value. The method applies this rate to the principal outstanding to determine the interest expense rate.



2.11 Foreign currency transactions

Foreign currency transactions are converted into Nigerian Naira at the ruling Central Bank of Nigeria (CBN) rate of exchange at the dates of transaction. Foreign currency balances, as at the end of the year are valued at the CBN exchange rate prevailing on that date. Foreign exchange gains or losses are charged to the Statement of Performance.

2.12 Non-Controlling Interest

This represents share of surplus/deficit due to outsiders or third parties during the year under review.

2.13 Statement of Cash flows

This statement is prepared using the direct method in accordance with the format provided in the GPFS. The Cash flow statement comprises of the following three sections

- a) **Operating Activities:** These include cash received from all income sources of the State and record the cash payments made for the supply of goods and services.
- b) **Investing activities** are activities relating to the acquisition and disposal of non-current assets
- c) **Financing Activities:** comprise the change in equity and debt structure of the State.

2.14 Cash and Cash Equivalents

Cash and Cash Equivalent means cash balances on hand, held in bank accounts, demand deposits, and other highly liquid investments with an original maturity of six months or less in which the State invests as part of the day-to-day cash management and which are readily convertible to known amounts of cash and are subject to insignificant risk of changes in value.

2.15 Accounts receivables

Accounts receivable are estimated at their realisable value after providing for bad and doubtful debts. Bad debts are charged as an expense in the Statement of Performance only after reasonable recovery steps have failed. Provision for doubtful debts is made based on the past experience of the State.

2.15.1 Receivables from exchange transactions

Receivables from exchange transactions are recognised initially at fair value and subsequently measured at amortised cost using the interest method, less provisions for impairment and bad debts. A provision for impairment of receivables is established when there is objective evidence that the State will not collect all the amounts due according to the original terms of the receivables.

2.15.2 Receivables from non-exchange transactions

Receivables from non-exchange transactions comprise fees, taxes, and fines (and any penalties associated with these activities) as well as social benefit receivables that do not arise out of a contract. These receivables are initially assessed at nominal amount or face value, that is, the receivable reflect the amount of tax owed, levy, fine charged or social benefit receivable. Receivables are subsequently adjusted for penalties as they are charged and tested for impairment.



2.16 Prepayments

Prepaid expenses are amount paid in advance of receipt of goods or services and include mobilisation money granted to the contractors before commencement of works, among others.

Prepayments for which benefits are to be derived in the following twelve months are classified as current assets. Where benefits are expected to accrue beyond the next twelve months are accounted for as long-term prepayments and classified as non-current assets

Prepayments not exceeding N10,000 are expensed immediately except where there is a possibility of obtaining a refund or credit within the same financial year.

2.17 Inventories

Inventories are measured at the lower of cost and net realisable value. Costs include all purchase cost, conversion cost (materials, labour, and overhead), and other costs to bring inventory to its present location and condition, but not foreign exchange differences and selling costs. Trade discounts, rebates, and other similar items are deducted in determining the costs of purchase.

Where inventories are acquired through a nonexchange transaction, their cost are measured as their fair value as at the date of acquisition.

Write-downs to net realisable value are recognized as an expense in the period the loss or the write-down occurs.

2.18 Loans granted

Loans granted to other government agencies are valued at their realisable value after providing for bad and doubtful debts.

2.19 Investments

Investments are valued at cost except for Government stock, Treasury bills and Certificates of Deposit, which are valued at face value, which is not materially different from cost. Revenue and expense in relation to all investments are recognised in the Statement of Performance.

2.19.1 Investment in controlled entities (subsidiaries)

- Controlled entities are all entities over which the State has power to govern the financial and operating policies generally accompanying a shareholding of more than one half of the voting rights.
- The existence and effect of potential voting rights that are currently exercisable or controllable are considered when assessing whether the State controls another entity.
- The controlled entities are fully consolidated from the date on which control is transferred to the State. The controlled entities are de-consolidated from the date control ceases.
- Inter-group transactions, balances and unrealised gains on inter-group transactions are eliminated.
- In case the accounting policies of the controlled entities are different from those of the State, the financial statements of the controlled entities are adjusted in accordance with the accounting policies of the State.



2.19.2 Investment in associates

The State`s investments in associates are accounted for using equity method of accounting. Under equity method, investments in associates are carried out in the statement of financial position at cost plus post acquisition changes in the State`s share of net assets of the associate. An associate is an entity over which the State has significant influence and that is neither subsidiary nor joint venture. Investments in associates are carried in the statement of financial position at cost plus post acquisition changes in the State`s share of net assets of the associate. Statement of financial performance of the State reflects the share of the results of the operations of the associate.

2.19.3 Investment in joint ventures

The State`s investments in joint ventures are accounted for using equity method of accounting. A joint venture is a contractual arrangement whereby two or more parties undertake an economic activity that is subject to joint control. Investments in joint ventures are carried in the statement of financial position at cost plus post acquisition changes in the State`s share of net assets of the joint ventures. Statement of financial performance of the State reflects the share of the results of the operations of the joint ventures.

2.19.4 Investment in joint operations

A joint operation is a joint arrangement whereby the parties that have joint control have rights to the assets and obligations for the liabilities.

Where the State enters into a joint operation, the State will recognize the assets it controls, and expenses and liabilities it incurs, and its share of revenue earned, in both its separate and consolidated financial statements.

2.19.5 Impairment of investment

the State determines at each reporting date whether there is any objective evidence that investment is impaired, if this is the case, the State calculates the amount of the impairment as being the difference between the recoverable value of the investment and the carrying value and recognises the amount of the impairment in the statement of performance.

2.20 Available for Sale Securities

- Where the State uses its surplus cash to purchase short-term investments, the financial assets are classified at initial recognition as available for sale.
- Available for sale financial assets are included in the non-current assets unless the State intends to dispose off the investments within twelve months of the reporting date.
- Regular purchase and sales of financial assets are recognised at fair value on the trade date and subsequently at fair value with any resultant fair value gains or losses recognised in the Statement of net assets/equity.
- Realised gains and losses on sale of available for sale securities are recognised in the consolidated Statement of financial performance as gains or losses from available for sale securities.
- Impairment losses and interest on available for sale securities are calculated using the effective interest method and is recognised in the consolidated statement of financial performance as part of other income.
- The fair values of quoted investment are based on the current bid prices. If the market for a financial asset is not active, the State establishes the fair value using valuation technique.



These include

- The use of arm's length transactions
- Reference to other instruments that are substantially the same.
- Discounted cash flow analysis.
- The State at each reporting date shall ascertain whether there is evidence that a financial asset is impaired

2.21 Property, plant, and Equipment

All property, plant and equipment are stated at historical cost less accumulated depreciation and any impairment losses. Cost includes all costs necessary to get the asset ready for its intended use. Where an asset is acquired at no cost, or for a nominal cost, its cost is its fair value as at the date of acquisition. The cost comprises purchase price, including import and non-recurring costs and any directly attributable costs of bringing the asset to its location and working condition for its intended use.

Capitalisation

- The capitalisation threshold is N50,000 (Fifty Thousand Naira).
- only amounts spent in connection with the above and whose values exceed (Fifty thousand Naira) N50,000 are capitalised
- all assets equal to or above this amount are recorded in the Fixed Assets Register. The assets whose costs individually are more than N50,000 are capitalised. However, in certain cases, it is appropriate to aggregate individually insignificant value items such as chairs, tables, printers, and UPS etc and apply capitalisation threshold to the aggregate value.
- Fixed assets whose cost are below the capitalisation threshold are charged to appropriately as expenses in the Statement of financial performance.
- Where an assets category already exists for a newly acquired asset below the capitalisation threshold, such an asset is capitalised irrespective of its cost and recorded in the Fixed Assets Register under appropriate category.

Depreciation

- The cost of PPE is written off from the time they are brought into use, on a straight-line basis over their expected useful lives less any estimated residual value as follows.

Items	Rate	No of years
Leased property, plant, and equipment		Over the lease term
Buildings	2%	50
Plant and Machinery	20%	5
Motor Vehicles	20%	5
Office Equipment	25%	4
ICT equipment	33.3%	3.33 years
Infrastructure assets	5%	20
Furniture and Fittings	25%	4



- Full depreciation is charged in the year of the asset is put to use and is disposed off regardless of the day of the month the transaction takes place.
- Fully depreciated assets that are still in use are carried in the books at net book value of N10.00.
- An asset carrying amount is written down immediately to its recoverable amount or recoverable service amount if the assets carrying amount is greater than the estimated recoverable amount or recoverable service amount.

Revaluation

- The assets residual values and useful lives are reviewed, and adjusted if appropriate, at the end of each reporting period.
- Surplus arising from the revaluation is transferred to the revaluation reserve in the state of financial position under the reserves and to the Statement of /changes in equity
- In case of revaluation deficit, it is set against the respective asset value and the corresponding entry to either the revaluation reserve if the surplus exists on the same class of assets or to the Statement of financial performance as an expense.

2.22 Investment in Property, Plant and Equipment

- Investment property is land or buildings held (whether by the owner or under a finance lease) to earn rentals or for capital appreciation or both, rather than for use in the production or supply of goods or services or for administrative purposes or sale in the ordinary course of operation.
- Investment property is measured initially at its cost. Transaction costs shall be included in this initial measurement. Where an investment is acquired through a non-exchange transaction at no cost, or for a nominal charge, its cost shall be measured at its fair value as at the date of acquisition
- Investment property valued at cost less accumulated depreciation and is reported separately from the PPE.

2.23 Intangible Assets

An intangible asset is an identifiable nonmonetary asset without physical substance which have been acquired and being held for use from which the State derives benefits for more than one financial year. Intangible assets are initially recognised at cost. The cost of an item an item of intangible asset comprises purchase price including non-recurring costs and any directly attributable costs of bringing to the state of its intended use.

- **Intangible assets with finite useful life**
Intangible assets with finite useful lives are amortised over their useful lives and are assessed for impairment whenever there is an indication that the asset may be impaired.

The amortization period and the amortization method, for an intangible asset with a finite useful life, are reviewed at the end of each reporting period. Changes in the expected useful life or the expected pattern of consumption of future economic benefits embodied in the asset are considered to modify the amortization period or method, as appropriate, and are treated as changes in accounting estimates. The amortization expense on an intangible asset with a finite life is recognized in surplus or deficit as the expense. The classes of intangible assets and their useful lives are as follows.



Class	No of years
Software acquired externally	3
Goodwill	4
Copyright	4
trademarks	4
Other intangible assets	4

- **Intangibles assets with infinite useful lives**

Intangible assets with indefinite useful life are tested for impairment at least once year regardless of impairment indicators.

- **Research and Development**

Research is original or planned investigation undertaken with the purpose of gaining scientific or technical knowledge and understanding. All research costs are charged to expense when incurred.

Development is application of research knowledge to a plan or design to produce new or substantially improved materials, devices, products, processes, systems, or services before the start of commercial production or use. Development costs are capitalized only after technical and commercial feasibility of the resulting product or service have been established.

- Internally generated brands, mastheads, publishing titles, lists of customers, or users of services and items similar in substance shall not be recognized as intangible assets.

2.24 Biological Assets and Agricultural Produce

A biological asset is a living animal or plant. Agricultural produce is the harvested produce of State's biological assets.

2.24.1 Biological Assets

A biological asset is measured on initial recognition and at each reporting date. All biological assets (including those acquired biological assets through a nonexchange transaction) are measured at fair value less costs to sell unless fair value cannot be measured reliably. Any change in the fair value of biological assets during a period is reported in surplus or deficit.

2.24.2 Agricultural Produce

Agricultural produce harvested from the State`s biological assets is measured at its at fair value less costs to sell at the point of harvest and is classified as inventory in accordance with IPSAS 12. A gain, or loss arising on initial recognition of agricultural produce at fair value less cost to sell is included in the surplus or deficit for the period in which it arises.



2.25 Borrowings

After initial recognition, interest bearing loans and borrowings are subsequently measured at amortized cost using the effective interest method.

Gains and losses are recognized in surplus or deficit when the liabilities are derecognized as well as through the effective interest method amortization process.

Amortized cost is calculated by considering any discount or premium on acquisition and fees or costs that are an integral part of the effective interest rate.

A financial liability is derecognized when the obligation under the liability is discharged or cancelled or expires. When an existing financial liability is replaced by another from the same lender on substantially different terms, or the terms of an existing liability are substantially modified, such an exchange or modification is treated as a derecognition of the original liability and the recognition of a new liability, and the difference in the respective carrying amounts is recognized in surplus or deficit.

The portion of long-term loans that due for payment within the next twelve months is transferred and disclosed as a current liability in the statement of financial position.

2.26 Unremitted deductions

Unremitted deductions are the monies owed to third parties such as tax authorities, schemes and associations and other government agencies. These include tax deductions and other deductions at source. The amounts recognised at their repayment values and disclosed as liabilities in the statement of financial position.

2.27 Deposits

Deposits are amounts received in advance in respect of goods or services are provided. Deposits for which the goods or services are to be provided for within the next twelve months are treated as current liabilities while the deposits for which goods or services are to be provided after more than twelve months are treated as non-current liabilities in the statement of financial position.

2.28 Accrued Expenses

These are monies payable to third parties in respect of goods and services received. Accrued expenses for which payments are due within the next twelve months are classified as current liabilities. Where the expenses are due for payment after more than twelve months, they are classified as non-current liabilities in the statement of financial position.

2.29 Public Funds

These are balances of State Funds at the end of each financial year. They are classified under non-current liabilities in the Statement of financial position and include trust fund, revolving funds, and other government funds.



2.30 Reserves

Reserves are classified under equity in the Statement of Financial position and include accumulated Fund and revaluation Reserve.

2.31 Provisions, Contingent Liabilities and Contingent Assets

2.31.1 Provisions

A provision is a liability of uncertain timing and amount. A provision is recognised only when a past event has created a present legal or constructive obligation, an outflow of resources embodying economic benefits or service potential required to settle the obligation is probable and the amount of the obligation can be estimated reliably. Amount recognized as a provision is the best estimate of settlement amount of the expenditure required to settle the obligation at reporting date. Provisions are reviewed at each reporting date to adjust for changes to reflect the current best estimate and If it is no longer probable that an outflow of resources embodying economic benefits or service potential is required to settle the obligation, the provision shall be reversed.

2.31.2 Contingent Assets

A contingent asset is a possible asset that arises from past events, and whose existence can be confirmed only by the occurrence or non-occurrence of one or more uncertain future events not wholly when the control of the State.

Contingent asset arises when the inflow of economic benefits or service potential is probable, but not virtually certain, and occurrence depends on an event outside the control of the State.

Contingent assets require disclosure only (no recognition) and if the realisation of revenue is virtually certain, the related asset is not a contingent asset and recognition of the asset and related revenue is appropriate.

2.31.3 Contingent Liabilities

Contingent liability arises when there is a possible obligation to be confirmed by a future event that is outside the control of the State, a present obligation may, but probably will not, require an outflow of resources embodying economic benefits or service potential and a sufficiently reliable estimate of the amount of a present obligation cannot be made

Contingent liabilities require disclosure only (no recognition) and if the possibility of outflow is remote, then no disclosure.

2.32 Leases

2.32.1 Assets leased to the State

- Finance leases, which effectively transfer to the State substantially all the risks and benefits incidental to ownership of leased item are capitalised at the present value of the minimum lease payment. The leased assets and the corresponding liabilities are disclosed while the leased assets are depreciated over the period the State is expected to benefit from their use.



- The operating lease payments, where the lessors effectively retain substantially all the risks and benefits of ownership of the leased assets, are expensed during the lease period.

2.32.2 Assets leased out by the State

- Finance leases in which effectively transfer to another entity substantially all the risks and benefits incidental to ownership of leased item are recognized as a receivable in the statement of financial position at an amount equal to the net investment in the lease and a finance revenue is recognised based on a pattern reflecting a constant periodic rate of return on the lessor's net investment.
- Assets held for operating leases shall be presented in the State's statement of financial position according to the nature of the asset. – Lease revenue shall be recognized on a straight-line basis over the lease term unless another systematic basis is more representative of the time pattern of the benefits.

2.33 Financial instruments.

A financial instrument is any contract that gives rise to both a financial asset of one entity and a financial liability or equity instrument of another entity.

2.33.1 Financial assets

An instrument is a financial asset if it is cash, an equity instrument of another entity or it is a contractual right either to receive cash or another instrument from another entity or to exchange financial assets or financial liabilities with another entity.

The financial assets of the state are initially recognised at fair value plus transaction costs. Financial assets are re-measured to fair value at each reporting date, with gains or losses through surplus deficit. Transaction costs are incremental costs that are directly attributable to the acquisition, issue or disposal of a financial asset or financial liability.

2.33.2 Financial liabilities

- An instrument is a financial liability if, for instance, the issuer may be obligated to deliver cash or another financial asset or the holder has a right to demand cash or another financial asset.
- Financial instruments are initially measured at fair value on date of acquisition or issue. This is generally the same as cost. For financial assets and financial liabilities at fair value through surplus or deficit, transaction costs are recognized directly in surplus or deficit. In the case of financial assets and liabilities not at fair value through surplus or deficit, transaction costs that are directly attributable to the acquisition or issue are included in the cost.
- Where the State receives concessionary loans below-market terms, the difference between the fair value of the concessionary loan and the loan proceeds is treated as revenue in accordance with IPSAS 23 and if the State grants concessionary loans below-market terms, the difference between the fair value of the concessionary loan and the loan proceeds is treated as an expense in surplus or deficit at initial recognition.



2.34 Service Concession Arrangements

2.34.1 Service concession arrangement assets

- Service concession arrangement assets are operated by third parties under the term of service concession arrangements. On classification of the original service concession asset is measured at its fair value any difference between its fair value and its book value is recognised in the statement of financial performance.
- If the terms of the arrangement require the state to compensate operator for the concession asset by making payments and the payments are separable between the asset and the service portions of the payment, then the fair value of the original service concession asset is the fair value of the portions of the payments are not separable, the fair value is determined using estimation techniques.

2.34.2 Service concession arrangement liabilities

- Where the State recognises a service concession arrangement asset, it also recognises a liability of an equal amount.
- The liability is split between a financial liability and a performance obligation.
- The financial liability arises from the payments due from the State under the terms of the service concession arrangement and the performance obligation from the rights granted to the operator under the terms of the service concession arrangement to earn revenue form the service concession assets or associated assets.

2.34 The Notes to the General Purpose Financial Statements (GPFS) form an integral part of the financial statements and are prepared in accordance with IPSAS on an accrual basis. They provide additional disclosures necessary for a fair presentation, including:

- The basis of preparation and statement of compliance with IPSAS.
- A summary of significant accounting policies applied.
- Detailed explanations and breakdowns of items presented in the financial statements.
- Information on contingent liabilities, related party transactions, commitments, and events after the reporting date.
- Comparative figures and explanations of material budget variances, as required under IPSAS 24.
- Cross-references to financial statement line items for clarity and consistency.

These notes ensure transparency, accountability, and compliance with applicable public sector financial reporting standards.

MUHAMMAD ALKALI DINKIRI FCNA,
Accountant-General - Yobe State
24/02/2026



STATEMENT NO. 1

YOBE STATE GOVERNMENT OF NIGERIA


**CONSOLIDATED STATEMENT OF FINANCIAL PERFORMANCE (INCOME & EXPENDITURE)
FOR THE YEAR ENDED 31ST DECEMBER, 2025**

Previous Year Actual 2024		Notes	Actual 2025	Final Budget 2025	Initial/ Original Budget 2025	Supplementary Budget 2025	Variance on Final Budget
	REVENUE						
216,301,403,627	Government Share of FAAC (Statutory Revenue)	1	247,550,624,998	242,533,138,000	186,748,138,000	55,785,000,000	(5,017,486,998)
7,753,313,909	Tax Revenue	2	10,656,616,914	8,618,191,000	5,238,191,000	3,380,000,000	(2,038,425,914)
3,330,993,330	Non-Tax Revenue	3	4,769,715,659	5,843,843,000	8,623,843,000	(2,780,000,000)	1,074,127,341
-	Investment Income	4	-	100,628,000	700,628,000	(600,000,000)	100,628,000
-	Interest Earned	5	59,450,372	-	-	-	(59,450,372)
60,000	Re-Imbursement		200,000	200,000	200,000	-	-
24,650,000,000	AID & Grants	6	54,438,922,392	55,041,000,000	22,500,000,000	32,541,000,000	602,077,608
17,826,272,062	Other Capital Receipts	7	-	-	50,000,000,000	(50,000,000,000)	-
-	Debt Forgiveness	8	-	-	-	-	-
145,854,815	Other Revenue	9	-	-	-	-	-
270,007,897,743	Total Revenue		317,475,530,334	312,137,000,000	273,811,000,000	38,326,000,000	(5,338,530,334)
	EXPENDITURE						
38,273,674,018	Salaries & Wages	10	61,055,370,256	61,062,397,000	53,793,108,000	7,269,289,000	7,026,744
1,068,776,171	Allowances & Social Contribution	11	1,884,077,712	1,886,139,000	1,336,464,000	549,675,000	2,061,288
8,608,871,325	Social Benefits	12	13,391,232,398	13,391,927,000	8,990,000,000	4,401,927,000	694,602



Previous Year Actual 2024		Notes	Actual 2025	Final Budget 2025	Initial/ Original Budget 2025	Supplementary Budget 2025	Variance on Final Budget
65,203,193,398	Overhead Cost	13	97,436,824,484	97,904,849,000	58,190,677,000	39,714,172,000	468,024,516
473,406,410	Grants & Contributions	14	1,078,590,000	1,079,780,000	1,857,538,000	(777,758,000)	1,190,000
2,113,860,000	Subsidies	15	2,875,000,000	2,875,000,000	2,000,000,000	875,000,000	-
3,760,586,530	Depreciation Charges	16	11,010,420,789	-	-	-	(11,010,420,789)
-	Impairment Charges	17	-	-	-	-	-
1,552,039,255	Amortization Charges	18	6,637,619,878	-	-	-	(6,637,619,878)
-	Bad Debts Charges	19	-	-	-	-	-
121,054,407,106	Total Expenditure		195,369,135,516	178,200,092,000	126,167,787,000	52,032,305,000	(17,169,043,516)
148,953,490,637	Surplus/(deficit) from Operating Activities for the Period		122,106,394,818	133,936,908,000	147,643,213,000	(13,706,305,000)	11,830,513,182
(6,231,038,977)	Public Debt Charges	20	(5,807,675,898)	(5,905,096,000)	(6,718,000,000)	812,904,000	(97,420,102)
-	Gain/ Loss on Disposal of Asset	21	-	-	-	-	-
(12,746,734,216)	Gain/Loss on Exchange Transaction	22	(35,917,325)	-	-	-	35,917,325
(18,977,773,193)	Total non-operating revenue (expenses)		(5,843,593,223)	(5,905,096,000)	(6,718,000,000)	812,904,000	(61,502,777)
129,975,717,444	Surplus/(deficit) from Ordinary Activities		116,262,801,595	128,031,812,000	140,925,213,000	(12,893,401,000)	11,769,010,405
-	Minority Interest Share of surplus/ (deficit)	23	-	-	-	-	-



Previous Year Actual 2024		Notes	Actual 2025	Final Budget 2025	Initial/ Original Budget 2025	Supplementary Budget 2025	Variance on Final Budget
129,975,717,444	Net Surplus/ (Deficit) for the Period		116,262,801,595	128,031,812,000	140,925,213,000	(12,893,401,000)	11,769,010,405
 Muhammad Alkali Dinkiri FCNA Accountant General, Yobe State FRC/2025/PRO/ANAN/004/137478							



STATEMENT NO. 2

YOBE STATE GOVERNMENT OF NIGERIA

CONSOLIDATED STATEMENT OF FINANCIAL POSITION (BALANCE SHEET) AS AT 31ST DECEMBER, 2025

	Ref.	Notes	2025	2025	2024	2024
			NGN'000	NGN'000	NGN'000	NGN'000
ASSETS						
Current Assets						
Cash and cash equivalents	3101 - 4	24	19,782,028,375		6,378,664,196	
Inventories	3105	25	-		-	
Receivables	3106 - 7	26	44,000,163		3,631,496,710	
Prepayments	3108	27	-		-	
A				19,826,028,539		10,010,160,905
Non-current assets						
Loans Granted	3110	28	1,231,990,296		1,096,807,225	
Investments	3109	29	1,293,925,852		1,021,698,057	
Fixed Assets - Property, Plant & Equipment	3201	30	335,146,077,565		170,668,622,540	
Investment Property	3202	31	-		-	
Intangible Assets	3301	32	29,987,662,149		26,315,190,155	
B				367,659,655,862		199,102,317,976
Total Assets C = A + B				387,485,684,401		209,112,478,882



	Ref.	Notes	2025	2025	2024	2024
			NGN'000	NGN'000	NGN'000	NGN'000
LIABILITIES						
Current Liabilities						
Deposits	4101	33	10,305,794,153		2,794,882	
Loans & Debts (Short-term)	4102	34	-		-	
Unremitted Deductions	4103	35	1,904,853,727		-	
Accrued Expenses (Including Pension & Gratuity)	4104	36	949,941,857		3,984,529,020	
Current portion of borrowings	4105	37	-		-	
D				13,160,589,736		3,987,323,902
Non-Current Liabilities						
Public Funds	4601	38	-		-	
Borrowings	4602	39	147,986,888,690		84,922,840,908	
E				147,986,888,690		84,922,840,908
Total Liabilities: F = D + E				161,147,478,426		88,910,164,809
Net Assets: G = C - F				226,338,205,975		120,202,314,072
NET ASSETS/EQUITY						
Reserves	430301	40	-		-	
Accumulated surpluses/(deficits)	430201	41	4,514,478,961		-	



	Ref.	Notes	2025	2025	2024	2024
			NGN'000	NGN'000	NGN'000	NGN'000
				4,514,478,961		-
Total Net Assets/Equity:				221,823,727,014		120,202,314,072

Muhammad Alkali Dinkiri FCNA
Accountant General, Yobe State
FRC/2025/PRO/ANAN/004/137478



STATEMENT NO. 3

YOBE STATE GOVERNMENT OF NIGERIA

CONSOLIDATED STATEMENT OF CASHFLOW FOR THE YEAR ENDED 31ST DECEMBER, 2025

	COA REF.	Notes	2025		2024	
			NGN	NGN	NGN	NGN
CASH FLOWS FROM OPERATING ACTIVITIES						
Inflows						
Statutory Revenue	1101;1103;1104	1	161,701,691,220.72		155,943,581,848.80	
VAT	110102	1	78,444,463,475.43		60,357,821,778.53	
Direct Taxes	1201	2	9,230,778,925.71		7,753,313,909.05	
Licences	120201	3	181,827,592.43		161,333,903.32	
Fees	120204	3	2,555,072,008.95		1,441,689,052.52	
Fines	120205	3	29,280,093.75		27,865,602.70	
Sales	120206	3	361,160,073.48		835,846,254.31	
Earnings	120207	3	300,692,816.62		379,862,661.56	
Rent on Government Buildings	120208	3	-		-	
Rent on Land and Others	120209	3	76,482,750.00		70,000,000.00	
Investment Income	120211	4	-			
Interest Earned	120212	5	59,450,371.81		-	
Re-imburement	120213	5.1	200,000.00		60,000.00	
Repayment	120210	3	559,619,352.86		414,395,855.41	
Proceeds from Aid and Grants	1301;1302	6	50,067,486,223.07		24,650,000,000.00	
Proceeds from Other Capital Receipt	1402;1403	7	-		17,826,272,061.62	
Debt Forgiveness	14040	8	-			
Other Revenue	1407	9	-		145,854,815.03	
Total Inflow from Operating Activities			303,568,204,904.83		270,007,897,742.85	



	COA REF.	Notes	2025		2024	
			NGN	NGN	NGN	NGN
Outflows						
Personnel Costs (including Salaries on CRF charges)	2101	10	(61,056,092,754.87)		(38,273,674,018.02)	
Allowances & Social Contribution	2102	11	(1,984,517,711.73)		(1,068,776,170.93)	
Social Benefits (Excluding Accrued for the Year)	2103	12	(13,391,232,397.93)		(8,608,871,324.53)	
Overhead Charges	2202	13	(97,304,127,804.89)		(65,203,193,396.31)	
Grants & Contributions	2204	14	(890,003,240.20)		(473,406,410.10)	
Subsidies	2205	15	(270,480,000.00)		(2,113,860,000.00)	
Interest Payments	2206	20	(3,493,322,413.33)		(6,231,038,976.91)	
Total Outflow from Operating Activities			(178,389,776,322.95)		(121,972,820,296.80)	
Net Cash Inflow/(Outflow) From Operating Activities*		1		125,178,428,581.88		148,035,077,446.05
CASH FLOW FROM INVESTING ACTIVITIES	32					
Capital Expenditure: Administrative Sector	01	30	(21,154,820,030.55)		(21,389,826,827.47)	
Capital Expenditure: Economic Sector	02	30	(128,076,517,940.57)		(115,538,326,093.07)	
Capital Expenditure: Law and Justice Sector	03	30	(645,930,000.00)		(400,000,000.00)	
Capital Expenditure: Regional Sector	04	30	-		-	
Capital Expenditure: Social Service Sector	05	30	(20,484,320,005.79)		(14,461,675,870.85)	
Purchase of Financial Market Instruments						
Investment in Private Companies	310901		-		-	
Investment in Development of Natural Resources			-		-	




	COA REF.	Notes	2025		2024	
			NGN	NGN	NGN	NGN
Foreign Investments	310901		-		-	
Proceeds from Foreign Investments	310902		0		0	
Proceeds from Sales of Fixed Assets			0		0	
Dividends Received			0		0	
Net Cash Flow from Investing Activities				(170,361,587,976.91)		(151,789,828,791.39)
CASH FLOW FROM FINANCING ACTIVITIES						
Proceeds from Domestic Loans & Other Borrowings	42030102		52,422,302,584.44		10,172,244,387.67	
Proceeds from External Loans & Other Borrowings	42030103		11,060,138,536.88		-	
Grants and Loans to Other Governments/ Agencies	311001		-		-	
Contribution/ Subscriptions to International Agencies/ Bodies	311002		-		-	
Other Operating Activity (Personnel Advances)			(179,183,234.45)		(356,117,723.92)	
Repayment of Loans	420301		(4,716,734,312.70)		(10,208,749,373.11)	
Net Cash Flow from Financing Activities				58,586,523,574.17		(392,622,709.36)
Net Cash Flow from all Activities				13,403,364,179.14		(4,147,374,054.70)
Cash & Its Equivalent as at 1/1/2025	3101;3102			6,378,664,195.98		10,526,038,250.68
Cash & Its Equivalent as at 31/12/2025	3101;3102	2		19,782,028,375.12		6,378,664,195.98



	COA REF.	Notes	2025		2024	
			NGN	NGN	NGN	NGN
Notes:						
RECONCILIATION:						
Surplus/ (Deficit) per Statement of Performance				116,262,801,595.10		
Add Back Non-Cash Movement Items:						
Depreciation Charges	2401;2402		11,010,420,789.13			
Amortization Charges	2501		6,637,619,877.68			
Impairment Charges	2601					
Debt Forgiveness	1404		-			
Exchange Loss			35,917,325.11			
Subtotal (Non-Cash Adjustments):			-	17,683,957,991.92		
Adjusted Surplus Before Non-Cash Transactions				133,946,759,587.02		
Adjustment for Non- Cash Transactions:						
Revenue Deducted at source				(9,535,889,260.65)		
Marching grants Received outside treasury				(4,371,436,168.94)		
Corresponding Recurrent expenses				5,138,994,424.45		
Net Movement in Current Assets/Liabilities.						
Net Movement in Inventories				-		
Net Movement in Receivables				-		
Net Movement in Payables				-		
Net Cash Flow from Operating Activities				125,178,428,581.88		




	COA REF.	Notes	2025		2024	
			NGN	NGN	NGN	NGN
Cash & its equivalent as at 31/12/2025						
Cash and Bank balances	3101;3102			19,782,028,375.12		
Certificate of Deposits						
				19,782,028,375.12		
 Muhammad Alkali Dinkiri FCNA Accountant General, Yobe State FRC/2025/PRO/ANAN/004/137478						



STATEMENT NO. 4

YOBE STATE GOVERNMENT OF NIGERIA

STATEMENT OF CHANGES IN NET ASSETS/EQUITY FOR THE YEAR ENDED 31ST DECEMBER, 2025

	Note Ref	Revaluation Reserve	Translation Reserve	Accumulated Surpluses/ (Deficits)	Total
		NGN	NGN	NGN	NGN
Balance at 1 January, 2024	41	0	0	(9,910,638,594.22)	(9,910,638,594.22)
Prior Year Adjustment	41			137,235,222.74	137,235,222.74
Restated Balance		-	-	(9,773,403,371.48)	(9,773,403,371.48)
Surplus on Revaluation of Property	40	0			-
Deficit on Revaluation of Investments	40	0			-
Net Gains and Losses not Recognised in the Statement of Financial Performance		0	0		-
Net surplus for the period				129,975,717,443.88	129,975,717,443.88
Balance at 31 December, 2024		0	0	120,202,314,072.40	120,202,314,072.40
Deficit on Revaluation of Property	40	0			-
Surplus on Revaluation of Investments		0			-
Adjustment during the year	41	0	0	(14,641,388,653.79)	(14,641,388,653.79)
Net Surplus for the Period				116,262,801,595.10	116,262,801,595.10
Balance at 31 December, 2025		-	-	221,823,727,013.71	221,823,727,013.71
 Muhammad Alkali Dinkiri FCNA Accountant General, Yobe State FRC/2025/PRO/ANAN/004/137478					

**STATEMENT NO. 5**

YOBE STATE GOVERNMENT OF NIGERIA
STATEMENT OF COMPARISON OF BUDGET AND ACTUAL AMOUNTS
FOR THE PERIOD 31 DECEMBER, 2025

S/N	Descriptions	COA REF	Note	Actual 2025	Final Budget 2025	Variance	Actual 2024
	RECURRENT REVENUE			NGN	NGN	NGN	NGN
1	Statutory Allocation	1101;1103;	1	169,106,161,522	176,530,042,000	7,423,880,478	155,943,581,849
		1104					
2	Value Added Tax	110102	1	78,444,463,475	66,003,096,000	(12,441,367,475)	60,357,821,778
3	Internal Revenue (IGR)	1201;1202	2	15,485,982,945	14,562,862,000	(923,120,945)	11,084,367,239
	Sub Total			263,036,607,942	257,096,000,000	(5,940,607,942)	227,385,770,866
	CAPITAL RECIEPTS						
1	Grants	1301;1302	6	54,438,922,392	55,041,000,000	602,077,608	24,650,000,000
2	Other Capital Receipts	1402	7	-	-	-	17,826,272,062
3	Debt Forgiveness	1404		-	-	-	-
4	Other Revenue	1406;1407	9	-	-	-	145,854,815
5	Internal/ External Loans	420301	39	63,482,441,121	65,000,000,000	1,517,558,879	10,172,244,388
	Sub Total			117,921,363,513	120,041,000,000	2,119,636,487	52,794,371,264
	Total Receipts			380,957,971,456	377,137,000,000	(3,820,971,456)	280,180,142,130
	RECURRENT EXPENDITURE						
1	Salarys and Wages (Including CRF Salaries of Public Office Holders)	2101	10	61,055,370,256	61,062,397,000	7,026,744	38,273,674,018
2	Allowances & Social Contribution	2102	11	1,884,077,712	1,886,139,000	2,061,288	1,068,776,171
3	Social Benefits	2103	12	13,391,232,398	13,391,927,000	694,602	8,608,871,325
4	Overhead Cost	2202	13	97,436,824,484	97,904,849,000	468,024,516	65,203,193,398
5	Grants & Contributions	2204	14	1,078,590,000	1,079,780,000	1,190,000	473,406,410
6	Subsidies	2205	15	2,875,000,000	2,875,000,000	-	2,113,860,000
7	Public Debt Charges	4203		16,506,969,792	16,908,096,000	401,126,208	16,439,788,350
8	Other Operating Activities	3106;3110	26	179,183,234	397,402,000	218,218,766	356,117,724
	Total Recurrent Expenditure			194,407,247,876	195,505,590,000	1,098,342,124	132,537,687,395



S/N	Descriptions	COA REF	Note	Actual 2025	Final Budget 2025	Variance	Actual 2024
32	CAPITAL EXPENDITURE ACCORDING TO SECTOR			NGN	NGN	NGN	NGN
1	Administrative Sector	01		22,340,741,886	22,368,470,000	27,728,114	21,389,826,827
2	Economic Sector	02		137,037,730,464	137,721,646,000	683,915,536	115,538,326,093
3	Law and Justice	03		470,000,000	470,000,000	-	400,000,000
4	Regional Sector	04		-	-	-	-
5	Social Service Sector	05		25,949,495,337	26,071,294,000	121,798,663	14,461,675,871
	Sub Total			185,797,967,687	186,631,410,000	833,442,313	151,789,828,791
	Total Expenditure			380,205,215,563	382,137,000,000	1,931,784,437	284,327,516,186

Muhammad Alkali Dinkiri FCNA
Accountant General, Yobe State
FRC/2025/PRO/ANAN/004/137478



YOBE STATE GOVERNMENT OF NIGERIA
NOTES TO THE GPFS FOR THE YEAR ENDED 31 DECEMBER, 2025

NOTE	Details	Ref. Note	2025		2024	
			Amount	Amount	Amount	Amount
			N	N	N	N
1	A- Share of Statutory Allocation from FAAC					
110101	Net Share of Statutory Allocation from FAAC	A	72,790,348,116.84		7,005,732,255.64	
	Add :Deduction at source for Loan Repayment	B	10,715,928,794.30	83,506,276,911.14	7,571,218,820.71	14,576,951,076.35
110103	Share of Statutory Allocation - Other Agencies	C		80,377,664,610.77		128,033,080,771.46
11010301	Share of Federal Accounts Allocation- Excess Crude Oil	D		5,222,220,000.19		13,333,320,001.14
	Total(GROSS) FAAC Allocation to FGN/SG/LG			169,106,161,522.10		155,943,351,848.95
	Value Added Tax					
110102	Share of Value Added Tax (VAT)	E		78,444,463,475.43		60,357,821,778.01
		Total		247,550,624,997.53		

NOTE	Details	Ref. Note	2025			2024
			ACTUAL	BUDGET	VARIANCE	ACTUAL
2	Tax Revenue	F				
120101	Personal Income Taxes					
022000800100	Yobe State Internal Revenue Service		9,659,470,226.69	7,582,191,000.00	2,077,279,226.69	6,928,696,013.28



NOTE	Details	Ref. Note	2025			2024
			ACTUAL	BUDGET	VARIANCE	ACTUAL
2	Tax Revenue	F				
120103	Other Taxes	G				
022000800100	Yobe State Internal Revenue Service		997,146,687.29	1,036,000,000.00	(38,853,312.71)	824,617,895.77
	Grand-Total Tax Revenue		10,656,616,913.98	8,618,191,000.00	2,038,425,913.98	7,753,313,909.05

NOTE	Details	Ref. Note	2025			2024
			ACTUAL	BUDGET	VARIANCE	ACTUAL
3	Non-Tax Revenue	H				
120201	Licences					
053500100100	Ministry of Environment		-	1,000,000.00	(1,000,000.00)	-
051300100100	Ministry of Youth, Sports, Social & Community Development		400,000.00	1,000,000.00	(600,000.00)	-
052100100100	Ministry of Health & Human Services		-	2,000,000.00	(2,000,000.00)	-
022900100100	Ministry of Transport and Energy		32,655,359.62	50,000,000.00	(17,344,640.38)	58,811,018.36
025200100100	Ministry of Water Resources		-	1,800,000.00	(1,800,000.00)	-
022000800100	Yobe Internal Revenue Service (YIRS)		133,859,130.48	84,000,000.00	49,859,130.48	90,385,250.00
012300100100	Ministry of Home Affairs, Information & Culture		450,000.00	150,000.00	300,000.00	-
021510200100	Agricultural Development Programme (ADP)		-	5,500,000.00	(5,500,000.00)	3,020,000.00
021500100100	Ministry of Agriculture & Natural Resources		14,463,102.33	72,510,000.00	(58,046,897.67)	9,117,634.96
	Sub-Total Licenses		181,827,592.43	217,960,000.00	(36,132,407.57)	161,333,903.32



NOTE	Details	Ref. Note		2025		2024
3	Non-Tax Revenue	H	ACTUAL	BUDGET	VARIANCE	ACTUAL
120204	Fees	I				
011101000100	Bureau for Public Procurement (BPP)		35,765,000.00	71,500,000.00	(35,735,000.00)	78,245,000.00
022905500100	Yobe Road Traffic Agency (YOROTA)		2,966,100.00	9,000,000.00	(6,033,900.00)	-
026500100200	Modern Abattoir		255,000.00	980,000.00	(725,000.00)	734,500.00
051300100300	Yobe Desert Stars		700,000.00	2,000,000.00	(1,300,000.00)	-
053501600100	Yobe State Environmental Protection Agency (YOSEPA)		110,000.00	200,000.00	(90,000.00)	140,000.00
032600100100	Ministry of Justice		1,806,562,993.55	1,460,860,000.00	345,702,993.55	676,075,838.99
031805300100	Sharia Court of Appeal		2,630,906.62	3,500,000.00	(869,093.38)	1,362,800.00
031805200100	Sharia Court Division		3,087,171.70	4,900,000.00	(1,812,828.30)	1,583,400.00
031805100100	High Court of Justice		3,687,408.94	5,900,000.00	(2,212,591.06)	6,690,866.41
026000300100	Yobe Geographic Information Service (YOGIS)		78,403,929.69	168,000,000.00	(89,596,070.31)	70,217,175.00
025301000100	Housing & Property Development Corporation		452,270.00	1,000,000.00	(547,730.00)	431,526.00
025300700100	Fire and Rescue Service		950,000.00	3,500,000.00	(2,550,000.00)	750,000.00
022200100100	Ministry of Commerce, Industry & Tourism		4,432,433.15	133,000,000.00	(128,567,566.85)	5,760,335.79
023400100100	Ministry of Works		-	4,000,000.00	(4,000,000.00)	-
014000100100	Office of the State Auditor-General		-	300,000.00	(300,000.00)	30,000.00
022900100100	Ministry of Transport and Energy		6,236,438.73	30,000,000.00	(23,763,561.27)	7,167,429.10



NOTE	Details	Ref. Note		2025		2024
3	Non-Tax Revenue	H	ACTUAL	BUDGET	VARIANCE	ACTUAL
051300100100	Ministry of Youth, Sports, Social & Community Development		20,000.00	200,000.00	(180,000.00)	87,000.00
014000200100	Office of the LG Auditor-General		800,000.00	500,000.00	300,000.00	843,938.72
022000800100	Yobe Internal Revenue Service (YIRS)		-	2,110,000.00	(2,110,000.00)	-
021500100100	Ministry of Agriculture & Natural Resources		6,394,450.00	222,330,000.00	(215,935,550.00)	5,155,000.00
025300100100	Ministry of Housing & Urban Development		-	3,900,000.00	(3,900,000.00)	341,000.00
056306500100	Umar Suleiman College of Education, Gashua		100,546,970.53	160,000,000.00	(59,453,029.47)	122,278,526.79
056306600100	College of Administration, Management & Technology (CAMTech), Potiskum		57,938,023.85	120,000,000.00	(62,061,976.15)	60,502,585.09
056301800100	Mai Idriss Aloomo Polytechnic, Geidam		10,480,961.12	54,000,000.00	(43,519,038.88)	12,977,340.16
052110400100	Shehu Sule College of Nursing & Midwifery, Damaturu		172,309,105.09	150,000,000.00	22,309,105.09	62,470,515.57
052102600100	Yobe State University Teaching Hospital (YSUTH)		-	10,000,000.00	(10,000,000.00)	-
056306700100	College of Agriculture, Science & Technology (COAST), Gujba		23,545,406.00	25,000,000.00	(1,454,594.00)	15,476,240.50
051701000100	Agency for Mass Education		100,000.00	100,000.00	-	-
052110500100	Health Facilities Inspection & Monitoring Agency		-	5,500,000.00	(5,500,000.00)	-
052110200100	Hospital Management Board (HMB)		552,579.87	9,500,000.00	(8,947,420.13)	2,510,001.87



NOTE	Details	Ref. Note		2025		2024
3	Non-Tax Revenue	H	ACTUAL	BUDGET	VARIANCE	ACTUAL
052110600100	College of Health Sciences & Technology, Nguru		11,244,205.00	105,000,000.00	(93,755,795.00)	10,633,543.00
056306800100	College of Education & Legal Studies (COELS), Nguru		16,677,594.02	30,000,000.00	(13,322,405.98)	21,663,758.03
051700800100	Yobe State Library Board		-	100,000.00	(100,000.00)	-
053500100100	Ministry of Environment		206,600.00	10,400,000.00	(10,193,400.00)	1,679,139.60
056302100100	Yobe State University (YSU)		631,729,767.09	730,000,000.00	(98,270,232.91)	275,831,591.90
051300100200	Yobe State Sports Council		15,000.00	2,000,000.00	(1,985,000.00)	50,000.00
	Sub-Total Fees		2,978,800,314.95	3,539,280,000.00	(560,479,685.05)	1,441,689,052.52
120205	Fines	J				
053500100100	Ministry of Environment		303,000.00	500,000.00	(197,000.00)	-
022905500100	Yobe Road Traffic Agency (YOROTA)		27,008,913.90	80,000,000.00	(52,991,086.10)	25,251,100.00
025210200100	Yobe State Water Corporation		1,968,000.00	5,000,000.00	(3,032,000.00)	2,614,502.70
051700100100	Ministry of Basic & Secondary Education		-	5,000,000.00	(5,000,000.00)	-
053501600100	Yobe State Environmental Protection Agency (YOSEPA)		179.85	50,000.00	(49,820.15)	-
	Sub-Total Fines		29,280,093.75	90,550,000.00	(61,269,906.25)	27,865,602.70
120206	Sales	K				
056306700100	College of Agriculture, Science & Technology (COAST), Gujba		3,138,120.00	7,000,000.00	(3,861,880.00)	3,736,621.00



NOTE	Details	Ref. Note		2025		2024
3	Non-Tax Revenue	H	ACTUAL	BUDGET	VARIANCE	ACTUAL
016103700100	Yobe State Pilgrims' Commission		-	3,500,000.00	(3,500,000.00)	-
025300100100	Ministry of Housing & Urban Development		23,685,537.78	25,000,000.00	(1,314,462.22)	336,495,125.65
056300100100	Ministry of Higher Education, Science & Technology		-	300,000.00	(300,000.00)	-
056301800100	Mai Idriss Aloomo Polytechnic, Geidam		-	1,300,000.00	(1,300,000.00)	23,294.00
021510200100	Agricultural Development Programme (ADP)		-	50,000.00	(50,000.00)	-
011101000100	Bureau for Public Procurement (BPP)		33,530,000.00	31,000,000.00	2,530,000.00	712,107.60
056302100100	Yobe State University (YSU)		22,887,240.00	30,000,000.00	(7,112,760.00)	37,026,810.50
021500100100	Ministry of Agriculture & Natural Resources		1,887,500.00	390,060,000.00	(388,172,500.00)	442,150,100.00
011200400100	House of Assembly Service Commission		45,000.00	89,000.00	(44,000.00)	-
014700100100	Civil Service Commission		3,661,469.78	3,500,000.00	161,469.78	2,448,956.56
056305600100	Yobe State Scholarship Board		-	10,000,000.00	(10,000,000.00)	-
056306500100	Umar Suleiman College of Education, Gashua		-	10,000,000.00	(10,000,000.00)	2,948,373.00
012301300100	Yobe State Printing Corporation		-	3,000,000.00	(3,000,000.00)	2,040,000.00
014900100100	Local Government Service Commission		-	1,000,000.00	(1,000,000.00)	-
014800100100	State Independent Electoral Commission (SIEC)		-	10,004,000.00	(10,004,000.00)	-
012500100100	Office of the Head of Civil Service		170,000.00	2,500,000.00	(2,330,000.00)	542,000.00



NOTE	Details	Ref. Note		2025		2024
3	Non-Tax Revenue	H	ACTUAL	BUDGET	VARIANCE	ACTUAL
056306600100	College of Administration, Management & Technology (CAMTech), Potiskum		-	20,000,000.00	(20,000,000.00)	3,059,878.00
012300100100	Ministry of Home Affairs, Information & Culture		-	300,000.00	(300,000.00)	-
025301000100	Housing & Property Development Corporation		250,078,955.92	100,000,000.00	150,078,955.92	3,808,425.00
022000100100	Ministry of Finance & Economic Development		3,186,250.00	10,000,000.00	(6,813,750.00)	-
022000800100	Yobe Internal Revenue Service (YIRS)		17,000,000.00	25,000,000.00	(8,000,000.00)	-
056306800100	College of Education & Legal Studies (COELS), Nguru		-	10,000,000.00	(10,000,000.00)	847,563.00
026000300100	Yobe Geographic Information Service (YOGIS)		340,000.00	8,500,000.00	(8,160,000.00)	-
031801100100	Judicial Service Commission		-	100,000.00	(100,000.00)	7,000.00
022200100100	Ministry of Commerce, Industry & Tourism		1,550,000.00	10,000,000.00	(8,450,000.00)	-
	Sub-Total Sales		361,160,073.48	712,203,000.00	(351,042,926.52)	835,846,254.31
120207	Earnings	L				
012300100100	Ministry of Home Affairs, Information & Culture		-	450,000.00	(450,000.00)	125,000.00
012305700100	Yobe State Council for Arts & Culture		320,000.00	300,000.00	20,000.00	190,000.00
022205200100	Yobe State Hotels Board		800,000.00	1,000,000.00	(200,000.00)	47,000.00



NOTE	Details	Ref. Note		2025		2024
3	Non-Tax Revenue	H	ACTUAL	BUDGET	VARIANCE	ACTUAL
022206100100	Pre-Stress Concrete Pole Industry		-	5,000,000.00	(5,000,000.00)	-
022905300100	Yobe Transport Corporation (Yobe Line)		41,645,000.00	45,000,000.00	(3,355,000.00)	47,836,027.96
012300300100	Yobe State Television (Ytv)		2,000,000.00	3,000,000.00	(1,000,000.00)	1,800,000.00
025200100100	Ministry of Water Resources		-	5,200,000.00	(5,200,000.00)	-
012300400100	Yobe Broadcasting Corporation (YBC)		4,400,000.00	10,450,000.00	(6,050,000.00)	5,805,000.00
052102600100	Yobe State University Teaching Hospital (YSUTH)		490,171,069.87	550,000,000.00	(59,828,930.13)	296,496,660.06
025210200100	Yobe State Water Corporation		18,254,450.46	115,000,000.00	(96,745,549.54)	11,326,529.32
011101000100	Bureau for Public Procurement (BPP)		-	500,000.00	(500,000.00)	-
012500100100	Office of the Head of Civil Service		342,000.00	500,000.00	(158,000.00)	-
051300100100	Ministry of Youth, Sports, Social & Community Development		-	800,000.00	(800,000.00)	-
023400100100	Ministry of Works		2,411,400.00	62,000,000.00	(59,588,600.00)	500,000.00
022200100100	Ministry of Commerce, Industry & Tourism		1,307,529.00	18,500,000.00	(17,192,471.00)	1,697,541.11
016100100100	Office of the Secretary to the State Government		-	2,500,000.00	(2,500,000.00)	-
022900100100	Ministry of Transport and Energy		-	-	-	3,700,000.00
052110200100	Hospital Management Board (HMB)		20,894,032.29	99,000,000.00	(78,105,967.71)	10,338,903.11
	Sub-Total Earnings		582,545,481.62	919,200,000.00	(336,654,518.38)	379,862,661.56



NOTE	Details	Ref. Note		2025		2024
3	Non-Tax Revenue	H	ACTUAL	BUDGET	VARIANCE	ACTUAL
120208	Rent of Government Buildings	M				
022200100100	Ministry of Commerce, Industry & Tourism		-	-	-	-
022000100100	Ministry of Finance & Economic Development		-	-	-	-
	Sub-Total Rent of Government Buildings		-	-	-	-
120209	Rent on Land and Others General	N				
022200100100	Ministry of Commerce, Industry & Tourism		-	1,000,000.00	(1,000,000.00)	-
026000300100	Yobe Geographic Information Service (YOGIS)		-	23,500,000.00	(23,500,000.00)	-
022201800200	Yobe Investment Company		76,482,750.00	100,000,000.00	(23,517,250.00)	70,000,000.00
	Sub-Total Rent on Land and Others		76,482,750.00	124,500,000.00	(48,017,250.00)	70,000,000.00
120210	Repayments	O				
021500100100	Ministry of Agriculture & Natural Resources		1,784,600.00	10,000,000.00	(8,215,400.00)	2,354,500.00
022000100100	Ministry of Finance & Economic Development		557,834,752.86	230,000,000.00	327,834,752.86	412,041,355.41
022205100100	Small & Medium Scale Industries Credit Board		-	150,000.00	(150,000.00)	-
	Total Repayments		559,619,352.86	240,150,000.00	319,469,352.86	414,395,855.41
	Grand-Total Non-Tax Revenue		4,769,715,659.09	5,843,843,000.00	(1,074,127,340.91)	3,330,993,329.82



4	Investment Income	P	2025			2024
			ACTUAL	BUDGET	VARIANCE	ACTUAL
120211						
022000100100	Ministry of Finance & Economic Development		-	100,628,000.00	(100,628,000.00)	-
	Total Investment Income		-	100,628,000.00	(100,628,000.00)	-

5	Interest Earned	Q	2025			2024
			ACTUAL	BUDGET	VARIANCE	ACTUAL
120212						
022000100100	Ministry of Finance & Economic Development		59,450,371.81	-	59,450,371.81	-
	Total Interest Earned		59,450,371.81	-	59,450,371.81	-

5.1	Re-Imbursement General	R	2025			2024
			ACTUAL	BUDGET	VARIANCE	ACTUAL
120213						
014000200100	Office of the LG Auditor-General		200,000.00	100,000.00	100,000.00	-
014000100100	Office of the State Auditor-General		-	50,000.00	(50,000.00)	60,000.00
014000300100	Audit Service Board		-	50,000.00	(50,000.00)	-
	Total Re-Imbursement		200,000.00	200,000.00	-	60,000.00

6	AID & GRANTS	S	2025			2024
			ACTUAL	BUDGET	VARIANCE	ACTUAL
	INTERNAL AID/ GRANTS					
13020102	Capital Grants from FGN		53,567,486,223.07	54,169,000,000.00	(601,513,776.93)	23,000,000,000.00
13020105	Current Grants from Other Sources		871,436,168.94	872,000,000.00	(563,831.06)	1,650,000,000.00
	Total Aid & Grants		54,438,922,392.01	55,041,000,000.00	(602,077,607.99)	24,650,000,000.00



8	OTHER CAPITAL RECEIPTS	T	2025			2024
			ACTUAL	BUDGET	VARIANCE	ACTUAL
1402						
022000100100	Ministry of Finance & Economic Development		-	-	-	17,826,272,061.62
	Total Capital Receipts		-	-	-	17,826,272,061.62

9	Other Revenue		2025			2024
			ACTUAL	BUDGET	VARIANCE	ACTUAL
1406;1407	Extra-ordinary Items					
022000100100	Ministry of Finance and Economic Development		-	-	-	145,854,815.03
	Total Extra-ordinary Items		-	-	-	145,854,815.03

10	SALARIES & WAGES								
10.1	PERSONNEL COST	Suppt. Notes	ACTUAL 2025						2024
2101			BED	PHC	OTHERS	TOTAL ACTUAL	2025 BUDGET	VARIANCE	ACTUAL
01	ADMINISTRATIVE SECTOR					8,387,116,762.37	8,389,585,000.00	2,468,237.63	3,459,889,336.42
02	ECONOMIC SECTOR					7,792,891,490.26	7,794,639,000.00	1,747,509.74	5,416,095,401.13
03	LAW & JUSTICE					2,570,105,878.32	2,570,110,000.00	4,121.68	1,632,490,906.68
05	SOCIAL SECTOR		2,090,712,639.52	1,167,706,849.69	39,046,836,635.56	42,305,256,124.77	42,308,063,000.00	2,806,875.23	27,765,198,373.79
	TOTAL		2,090,712,639.52	1,167,706,849.69	39,046,836,635.56	61,055,370,255.72	61,062,397,000.00	7,026,744.28	38,273,674,018.02



10.1	Summary of HOPE Gov. Personnel Cost	Suppt. Notes	2025			2024
			ACTUAL	BUDGET	VARIANCE	ACTUAL
	BED		2,090,712,639.52	2,090,713,000.00	360.48	1,284,264,382.45
	PHC		1,167,706,849.69	1,167,707,000.00	150.31	745,763,314.98
	Total		3,258,419,489.21	3,258,420,000.00	510.79	2,030,027,697.43

11	ALLOWANCES & SOCIAL CONTRIBUTION	Suppt. Notes	ACTUAL 2025				2024	
					TOTAL ACTUAL	2025 BUDGET	VARIANCE	ACTUAL
21020101	Non Regular Allowances				181,784,877.67	183,846,000.00	2,061,122.33	64,750,000.00
21020201	YOCHMA Contribution				1,702,292,834.06	1,702,293,000.00	165.94	1,004,026,170.93
	TOTAL				1,884,077,711.73	1,886,139,000.00	2,061,288.27	1,068,776,170.93

12	SOCIAL BENEFITS	Suppt. Notes	ACTUAL 2025				2024	
					TOTAL ACTUAL	2025 BUDGET	VARIANCE	ACTUAL
21030101	GRATUITY				4,651,689,183.74	4,651,690,000.00	816.26	2,079,875,109.34
21030102	PENSION				7,363,307,041.08	7,364,000,000.00	692,958.92	5,054,025,189.13
21030103	DEATH BENEFITS				1,374,173,673.11	1,374,174,000.00	326.89	480,921,658.99
21030106	SEVERANCE GRATUITY				2,062,500.00	2,063,000.00	500.00	994,049,367.07
	TOTAL				13,391,232,397.93	13,391,927,000.00	694,602.07	8,608,871,324.53



13	OVERHEAD COSTS								
13.1	OVERHEAD COSTS BY FUNCTION	Suppt. Notes	ACTUAL 2025						2024
			BED	PHC	OTHERS	TOTAL ACTUAL	2025 BUDGET	VARIANCE	ACTUAL
220201	TRAVEL & TRANSPORT		9,917,250.00	9,380,000.00	11,032,245,854.22	11,051,543,104.22	11,162,957,000.00	111,413,895.78	8,321,005,756.15
220202	UTILITIES		6,368,798.13	1,600,000.00	996,415,971.12	1,004,384,769.25	1,020,550,968.00	16,166,198.75	436,691,087.09
220203	MATERIALS & SUPPLIES		828,688,453.38	81,713,000.00	9,778,911,360.57	10,689,312,813.95	10,779,285,032.00	89,972,218.05	5,615,321,609.74
220204	MAINTENANCE SERVICES		363,574,850.45	18,019,000.00	9,358,103,675.39	9,739,697,525.84	9,791,063,100.00	51,365,574.16	9,971,114,720.87
220205	TRAINING		1,100,000.00	3,000,000.00	5,191,354,944.98	5,195,454,944.98	5,217,459,000.00	22,004,055.02	2,632,828,789.50
220206	OTHER SERVICES		15,250,000.00	-	16,177,355,585.20	16,192,605,585.20	16,200,601,000.00	7,995,414.80	8,458,978,999.00
220207	CONSULTING & PROFESSIONAL SERVICES		357,839,258.45	-	12,250,200,392.19	12,608,039,650.64	12,609,943,000.00	1,903,349.36	5,234,036,370.03
220208	FUEL & LUBRICANTS		1,400,000.00	8,400,000.00	6,633,237,946.97	6,643,037,946.97	6,662,660,000.00	19,622,053.03	6,495,797,660.00
220209	FINANCIAL CHARGES		-	-	202,303,681.89	202,303,681.89	210,119,900.00	7,816,218.11	309,377,783.41
220210	MISCELLANEOUS EXPENSES		788,521,368.59	57,500,000.00	23,264,423,092.38	24,110,444,460.97	24,250,210,000.00	139,765,539.03	17,728,040,621.77
	TOTAL		2,372,659,979.00	179,612,000.00	94,884,552,504.91	97,436,824,483.91	97,904,849,000.00	468,024,516.09	65,203,193,397.56

13.2	OVERHEAD COSTS BY SECTOR	Ref.Note	ACTUAL 2025						2024
2202						TOTAL ACTUAL	2025 BUDGET	VARIANCE	ACTUAL
01	ADMINISTRATIVE SECTOR		-	92,300,000.00	56,360,782,675.84	56,453,082,675.84	56,651,251,000.00	198,168,324.16	39,266,053,032.70
02	ECONOMIC SECTOR		-	-	24,671,684,852.44	24,671,684,852.44	24,729,333,000.00	57,648,147.56	13,762,396,553.30
03	LAW & JUSTICE		-	-	560,380,476.31	560,380,476.31	609,240,000.00	48,859,523.69	538,426,373.59
05	SOCIAL SECTOR		2,372,659,979.00	87,312,000.00	13,291,704,500.32	15,751,676,479.32	15,915,025,000.00	163,348,520.68	11,636,317,437.97
	TOTAL		2,372,659,979.00	179,612,000.00	94,884,552,504.91	97,436,824,483.91	97,904,849,000.00	468,024,516.09	65,203,193,397.56



13.3	OVERHEAD COSTS BY SECTOR	Ref.Note	ACTUAL 2025				2025 BUDGET	VARIANCE	ACTUAL
			BED	PHC	OTHERS	TOTAL ACTUAL			
01000000000	ADMINISTRATIVE SECTOR								
011100100100	Government House				14,125,629,445.08	14,125,629,445.08	14,170,415,000.00	44,785,554.92	10,241,647,405.40
011100100200	Deputy Governor's Office				2,452,603,901.79	2,452,603,901.79	2,503,643,000.00	51,039,098.21	1,476,089,013.24
011100300100	Special Adviser on Budget				-	-	302,000.00	302,000.00	-
011100300200	Special Adviser on Basic & Secondary Education				2,850,691.50	2,850,691.50	3,702,000.00	851,308.50	2,500,723.76
011100300300	Special Adviser on Finance				2,997,550.18	2,997,550.18	4,000,000.00	1,002,449.82	3,000,625.50
011100300400	Special Adviser on Legal Matters				2,999,063.30	2,999,063.30	4,412,000.00	1,412,936.70	3,011,663.07
011100300500	Special Adviser on Local Government Affairs				3,000,254.00	3,000,254.00	4,217,000.00	1,216,746.00	3,000,209.25
011100300600	Special Adviser on Housing & Urban Development				-	-	302,000.00	302,000.00	-
011100300700	Special Adviser on Political and Legislative Matters				2,999,047.50	2,999,047.50	4,042,000.00	1,042,952.50	3,247,670.37
011100300800	Special Adviser on Security				3,815,150.26	3,815,150.26	6,000,000.00	2,184,849.74	3,000,053.75
011100300900	Special Adviser on Works				2,999,258.81	2,999,258.81	4,466,000.00	1,466,741.19	3,001,780.68
011100301000	Special Adviser on Health				2,752,112.00	2,752,112.00	4,137,000.00	1,384,888.00	3,005,558.64
011100301100	Special Adviser on Agriculture				2,618,919.66	2,618,919.66	2,800,000.00	181,080.34	2,998,904.61
011100301200	Special Adviser on Religious Matters				3,000,000.00	3,000,000.00	4,312,000.00	1,312,000.00	2,024,757.75



13.3	OVERHEAD COSTS BY SECTOR	Ref.Note	ACTUAL 2025				2025 BUDGET	VARIANCE	ACTUAL
			BED	PHC	OTHERS	TOTAL ACTUAL			
01000000000	ADMINISTRATIVE SECTOR								
011100301300	Special Adviser on Commerce				3,001,101.35	3,001,101.35	4,130,000.00	1,128,898.65	3,006,529.64
011100301400	Special Adviser on Water and Sanitation				-	-	302,000.00	302,000.00	-
011100301500	Special Adviser on Transport & Energy				2,998,490.40	2,998,490.40	6,000,000.00	3,001,509.60	3,001,987.70
011100301600	Special Adviser on Humanitarian Affairs				2,999,911.00	2,999,911.00	4,179,000.00	1,179,089.00	3,002,540.00
011100301700	Special Adviser on Environment				3,001,008.07	3,001,008.07	3,648,000.00	646,991.93	3,002,113.25
011100301800	Special Adviser on Youth & Sports				2,999,814.50	2,999,814.50	4,302,000.00	1,302,185.50	3,248,325.00
011100301900	Special Adviser on Women Affairs				3,250,328.20	3,250,328.20	4,192,000.00	941,671.80	3,971,345.00
011100302000	Special Adviser on Small and Medium Enterprises				4,499,169.38	4,499,169.38	6,005,000.00	1,505,830.62	-
011100302100	Special Adviser on Higher Education				2,900,778.00	2,900,778.00	4,462,000.00	1,561,222.00	-
011100302200	Special Adviser on Special Duties				2,188,201.00	2,188,201.00	2,491,000.00	302,799.00	3,000,000.00
011100302300	Special Adviser on Inter-Party Affairs				-	-	302,000.00	302,000.00	-
011100302400	Special Adviser on Wealth and Job Creation				2,996,567.02	2,996,567.02	4,132,000.00	1,135,432.98	2,887,737.08
011100302500	Special Adviser on Community and Social Development				3,248,056.50	3,248,056.50	4,250,000.00	1,001,943.50	-
011100302600	Special Adviser on Inter-Governmental Affairs				4,497,243.00	4,497,243.00	6,173,000.00	1,675,757.00	-



13.3	OVERHEAD COSTS BY SECTOR	Ref.Note	ACTUAL 2025				2025 BUDGET	VARIANCE	ACTUAL
			BED	PHC	OTHERS	TOTAL ACTUAL			
01000000000	ADMINISTRATIVE SECTOR								
011100302700	Special Adviser on Investment				2,999,972.00	2,999,972.00	4,197,000.00	1,197,028.00	3,002,186.67
011100302800	Special Adviser on Rural Development				3,000,431.25	3,000,431.25	4,250,000.00	1,249,568.75	-
011100302900	Special Adviser on Policy Delivery				3,001,479.26	3,001,479.26	4,194,000.00	1,192,520.74	-
011100303000	Special Adviser on Rural Electrification				3,248,314.50	3,248,314.50	6,000,000.00	2,751,685.50	-
011100303100	Special Adviser on Live stock Development				4,497,172.50	4,497,172.50	6,044,000.00	1,546,827.50	-
011100500100	Sustainable Development Goals (SDG)				12,750,000.00	12,750,000.00	14,384,000.00	1,634,000.00	40,550,000.00
011101000100	Bureau for Public Procurement (BPP)				109,055,000.00	109,055,000.00	110,206,000.00	1,151,000.00	18,800,000.00
011200300100	House of Assembly				4,104,785,797.09	4,104,785,797.09	4,104,787,000.00	1,202.91	3,241,525,303.75
011200400100	House of Assembly Service Commission				21,340,053.25	21,340,053.25	21,411,000.00	70,946.75	20,448,296.05
012300100100	Ministry of Home Affairs ,Information & Culture				70,840,728.69	70,840,728.69	70,848,000.00	7,271.31	74,507,086.89
012300300100	Yobe State Television (Ytv)				5,250,000.00	5,250,000.00	6,381,000.00	1,131,000.00	47,910,000.00
012300400100	Yobe Broadcasting Corporation (YBC)				5,350,000.00	5,350,000.00	10,016,000.00	4,666,000.00	1,350,000.00
012301300100	Yobe State Printing Corporation				1,050,000.00	1,050,000.00	2,572,000.00	1,522,000.00	1,050,000.00
012305700100	Yobe State Council for Arts & Culture				58,150,000.00	58,150,000.00	58,151,000.00	1,000.00	54,125,000.00
012500100100	Office of the Head of Civil Service				8,089,849,579.43	8,089,849,579.43	8,107,872,000.00	18,022,420.57	4,253,164,848.36
014000100100	Office of the State Auditor-General				437,017,829.37	437,017,829.37	449,142,000.00	12,124,170.63	270,185,519.98



13.3	OVERHEAD COSTS BY SECTOR	Ref.Note	ACTUAL 2025				2025 BUDGET	VARIANCE	ACTUAL
			BED	PHC	OTHERS	TOTAL ACTUAL			
01000000000	ADMINISTRATIVE SECTOR								
014000200100	Office of the LG Auditor-General				4,925,254.40	4,925,254.40	4,928,000.00	2,745.60	12,250,078.14
014000300100	Audit Service Board				6,000,000.00	6,000,000.00	6,001,000.00	1,000.00	43,473,700.00
014400100100	Ministry of Humanitarian Affairs & Disaster Management				100,842,456.45	100,842,456.45	109,222,000.00	8,379,543.55	82,076,376.43
014400800100	State Emergency Management Agency (SEMA)				4,607,905,085.54	4,607,905,085.54	4,610,455,000.00	2,549,914.46	1,960,876,804.00
014700100100	Civil Service Commission				45,604,667.00	45,604,667.00	46,206,000.00	601,333.00	28,665,194.75
014800100100	State Independent Electoral Commission (SIEC)				116,034,671.25	116,034,671.25	121,938,000.00	5,903,328.75	1,498,309.53
014900100100	Local Government Service Commission				4,200,588.97	4,200,588.97	6,431,000.00	2,230,411.03	4,198,855.53
014903500100	Local Government Pension Board				450,000.00	450,000.00	1,402,000.00	952,000.00	450,000.00
016100100100	Office of the Secretary to the State Government				18,346,205,843.24	18,346,205,843.24	18,346,866,000.00	660,156.76	15,003,347,530.63
016100200100	Unicef Coordinator				275,000.00	275,000.00	610,000.00	335,000.00	1,341,000.00
016100300100	Landscape Unit				150,000.00	150,000.00	305,000.00	155,000.00	150,000.00
016100400100	National Volunteer Unit				65,500.00	65,500.00	130,000.00	64,500.00	55,000.00
016100500100	Maintenance Unit				162,500.00	162,500.00	305,000.00	142,500.00	447,500.00
016100600100	Lagos Liaison Office				5,250,000.00	5,250,000.00	6,000,000.00	750,000.00	4,445,000.00
016100700100	Kaduna Liaison Office				1,500,000.00	1,500,000.00	1,600,000.00	100,000.00	1,100,000.00
016100800100	Abuja Liaison Office				60,750,000.00	60,750,000.00	60,850,000.00	100,000.00	62,483,100.00
016100900100	Maiduguri Liaison Office				705,000.00	705,000.00	3,000,000.00	2,295,000.00	10,495,000.00



13.3	OVERHEAD COSTS BY SECTOR	Ref.Note	ACTUAL 2025				2025 BUDGET	VARIANCE	ACTUAL
			BED	PHC	OTHERS	TOTAL ACTUAL			
01000000000	ADMINISTRATIVE SECTOR								
016101000100	Yobe State Aids Control Agency (YOSACA)		-	92,300,000.00	-	92,300,000.00	92,305,000.00	5,000.00	5,500,000.00
016103700100	Yobe State Pilgrims' Commission				3,420,456,692.91	3,420,456,692.91	3,424,068,000.00	3,611,307.09	2,078,084,997.08
016200100100	Ministry of Religious Affairs				34,141,996.24	34,141,996.24	34,142,000.00	3.76	134,472,401.22
016200100200	Yobe Mosque & Islamic Centre				325,000.00	325,000.00	2,714,000.00	2,389,000.00	300,000.00
016200200100	Yobe State Hisbah Commission				20,000,000.00	20,000,000.00	20,000,000.00	-	32,075,000.00
	Total Administrative Sector		0.00	92,300,000.00	56,354,982,675.84	56,447,282,675.84	56,651,251,000.00	203,968,324.16	39,266,053,032.70
02000000000	ECONOMIC SECTOR								
021500100100	Ministry of Agriculture & Natural Resources				2,545,690,334.07	2,545,690,334.07	2,545,752,000.00	61,665.93	1,574,679,556.96
021510200100	Agricultural Development Programme (ADP)				7,400,000.00	7,400,000.00	7,655,000.00	255,000.00	13,000,000.00
021511000100	Fertilizer Blending Plant				1,050,000.00	1,050,000.00	2,516,000.00	1,466,000.00	1,050,000.00
022000100100	Ministry of Finance & Economic Development				619,907,226.60	619,907,226.60	620,099,000.00	191,773.40	602,862,155.48
022000100300	Miscellaneous Expenses				16,581,083,584.35	16,581,083,584.35	16,581,256,000.00	172,415.65	7,814,994,609.77
022000100400	Consolidated Revenue Fund Charges				-	-	-	-	-
022000200100	Debt Management Office (DMO)				150,000.00	150,000.00	450,000.00	300,000.00	150,000.00
022000700100	Office of the Accountant-General				29,282,160.06	29,282,160.06	30,066,000.00	783,839.94	15,300,000.00



13.3	OVERHEAD COSTS BY SECTOR	Ref.Note	ACTUAL 2025				2025 BUDGET	VARIANCE	ACTUAL
			BED	PHC	OTHERS	TOTAL ACTUAL			
020000000000	ECONOMIC SECTOR								
022000700200	Project Financial Management Unit				150,000.00	150,000.00	450,000.00	300,000.00	150,000.00
022000700400	Efficiency Unit				-	-	300,000.00	300,000.00	-
022000800100	Yobe Internal Revenue Service (YIRS)				1,220,124,883.89	1,220,124,883.89	1,221,126,000.00	1,001,116.11	415,911,215.73
022200100100	Ministry of Commerce, Industry & Tourism				278,811,995.10	278,811,995.10	281,915,000.00	3,103,004.90	212,597,164.08
022201800100	Yobe State Investment Promotion Agency				182,293,018.75	182,293,018.75	186,442,000.00	4,148,981.25	16,000,000.00
022205100100	Small & Medium Scale Industries Credit Board				1,050,000.00	1,050,000.00	2,078,000.00	1,028,000.00	1,050,000.00
022205200100	Yobe State Hotels Board				-	-	-	-	-
022205900100	Yobe State Micro-Finance Bank				-	-	-	-	-
022206100100	Pre-Stress Concrete Pole Industry				-	-	-	-	-
022700100100	Ministry of Wealth Creation, Empowerment & Employment Generation				48,996,692.44	48,996,692.44	50,060,000.00	1,063,307.56	112,174,413.42
022800700100	Information Technology Development Agency				57,000,000.00	57,000,000.00	57,000,000.00	-	27,874,000.00
022900100100	Ministry of Transport and Energy				162,088,016.25	162,088,016.25	165,367,000.00	3,278,983.75	80,936,856.39
022900300100	Rural Electrification Board (Reb)				1,914,378,000.00	1,914,378,000.00	1,916,728,000.00	2,350,000.00	1,769,477,000.00
022905500100	Yobe Road Traffic Agency (YOROTA)				80,275,116.00	80,275,116.00	81,232,000.00	956,884.00	87,475,116.00
023400100100	Ministry of Works				6,370,266.80	6,370,266.80	7,350,000.00	979,733.20	4,785,878.60
023400400100	Yobe Road Maintenance Agency (YORMA)				3,000,000.00	3,000,000.00	4,361,000.00	1,361,000.00	3,000,000.00
022905600100	Cargo Airport Agency				6,000,000.00	6,000,000.00	7,130,000.00	1,130,000.00	12,931,350.00



13.3	OVERHEAD COSTS BY SECTOR	Ref.Note	ACTUAL 2025				2025 BUDGET	VARIANCE	ACTUAL
			BED	PHC	OTHERS	TOTAL ACTUAL			
020000000000	ECONOMIC SECTOR								
023800100100	Ministry of Budget & Economic Planning				352,593,834.75	352,593,834.75	352,639,000.00	45,165.25	532,390,460.88
023800100200	Budget Monitoring & Inspection Unit				750,000.00	750,000.00	3,300,000.00	2,550,000.00	825,000.00
023800100300	Statistics Department				625,000.00	625,000.00	2,550,000.00	1,925,000.00	750,000.00
023800100400	Donor Coordination Unit				-	-	1,000,000.00	1,000,000.00	-
023800100500	New Partnership for African Development (NEPAD) Unit				6,000,000.00	6,000,000.00	6,000,000.00	-	13,450,000.00
023800100600	State Development Plan (SDP) Unit				-	-	500,000.00	500,000.00	-
023800400100	State Bureau of Statistics (SBS)				-	-	1,000,000.00	1,000,000.00	-
025000100100	Fiscal Responsibility Board (FRB)				35,800,000.00	35,800,000.00	35,900,000.00	100,000.00	40,800,000.00
025200100100	Ministry of Water Resources				7,050,822.65	7,050,822.65	10,855,000.00	3,804,177.35	13,005,953.75
025210200100	Yobe State Water Corporation				270,289,528.16	270,289,528.16	275,802,000.00	5,512,471.84	190,563,911.96
025210300100	Rural Water Supply & Sanitation Agency (RUWASA)				60,000,000.00	60,000,000.00	62,224,000.00	2,224,000.00	48,000,000.00
025300100100	Ministry of Housing & Urban Development				47,059,791.47	47,059,791.47	49,869,000.00	2,809,208.53	32,851,309.81
025300700100	Fire and Rescue Service				5,400,000.00	5,400,000.00	7,600,000.00	2,200,000.00	5,400,000.00
025301000100	Housing & Property Development Corporation				12,529,500.00	12,529,500.00	13,840,000.00	1,310,500.00	5,638,600.47
026000300100	Yobe Geographic Information Service (YOGIS)				7,300,000.00	7,300,000.00	12,285,000.00	4,985,000.00	106,172,000.00



13.3	OVERHEAD COSTS BY SECTOR	Ref.Note	ACTUAL 2025				2025 BUDGET	VARIANCE	ACTUAL
			BED	PHC	OTHERS	TOTAL ACTUAL			
020000000000	ECONOMIC SECTOR								
026500100100	Ministry of Livestock Development				115,335,081.10	115,335,081.10	116,187,000.00	851,918.90	-
026500100200	Modern Abattoir				150,000.00	150,000.00	347,000.00	197,000.00	150,000.00
026500100300	Pilot Livestock				5,700,000.00	5,700,000.00	8,102,000.00	2,402,000.00	6,000,000.00
	Total Economic Sector				24,671,684,852.44	24,671,684,852.44	24,729,333,000.00	57,648,147.56	13,762,396,553.30
030000000000	LAW & JUSTICE SECTOR								
031801100100	Judicial Service Commission				14,699,376.25	14,699,376.25	16,000,000.00	1,300,623.75	14,700,353.75
031805100100	High Court of Justice				227,930,000.00	227,930,000.00	229,330,000.00	1,400,000.00	196,055,000.00
031805200100	Sharia Court Division				44,550,000.00	44,550,000.00	48,639,000.00	4,089,000.00	2,700,000.00
031805300100	Sharia Court of Appeal				106,500,000.00	106,500,000.00	106,500,000.00	-	89,000,000.00
031805400300	Rent Tribunal				600,000.00	600,000.00	1,750,000.00	1,150,000.00	600,000.00
031805400400	Sanitation Court				900,000.00	900,000.00	1,995,000.00	1,095,000.00	900,000.00
031805400500	Revenue Court				110,000.00	110,000.00	1,190,000.00	1,080,000.00	120,000.00
032600100100	Ministry of Justice				93,851,100.06	93,851,100.06	94,346,000.00	494,899.94	171,711,019.84
032600100200	Prerogative of Mercy				31,240,000.00	31,240,000.00	31,540,000.00	300,000.00	32,640,000.00
032600200100	Justice Sector Reform Team (JSRT)				-	-	1,000,000.00	1,000,000.00	-
032605100200	Administration of Justice				40,000,000.00	40,000,000.00	76,950,000.00	36,950,000.00	30,000,000.00
	Total Law & Justice Sector				560,380,476.31	560,380,476.31	609,240,000.00	48,859,523.69	538,426,373.59
050000000000	SOCIAL SECTOR								
051300100100	Ministry of Youth, Sports, Social & Community Development				72,525,450.59	72,525,450.59	72,700,000.00	174,549.41	65,031,751.17



13.3	OVERHEAD COSTS BY SECTOR	Ref.Note	ACTUAL 2025				2025 BUDGET	VARIANCE	ACTUAL
			BED	PHC	OTHERS	TOTAL ACTUAL			
050000000000	SOCIAL SECTOR								
051300100200	Yobe State Sports Council				105,832,000.00	105,832,000.00	107,333,000.00	1,501,000.00	79,434,500.00
051300100300	Yobe Desert Stars				145,061,000.00	145,061,000.00	146,371,000.00	1,310,000.00	89,521,000.00
051305200100	Nysc Fika				150,000.00	150,000.00	1,150,000.00	1,000,000.00	125,000.00
051400100100	Ministry of Women Affairs				106,650,010.25	106,650,010.25	106,822,000.00	171,989.75	91,118,618.75
051700100100	Ministry of Basic & Secondary Education				6,277,653,610.42	6,277,653,610.42	6,358,874,000.00	81,220,389.58	5,174,371,078.64
051700100200	French, Kanuri & Arabic Centre				142,577.13	142,577.13	1,652,000.00	1,509,422.87	150,052.02
051700300100	State Universal Basic Education Board (SUBEB)		2,372,659,979.00	0	-	2,372,659,979.00	2,375,662,000.00	3,002,021.00	135,967,934.20
051700800100	Yobe State Library Board				1,500,000.00	1,500,000.00	3,730,000.00	2,230,000.00	1,500,000.00
051701000100	Agency for Mass Education				1,200,000.00	1,200,000.00	5,130,000.00	3,930,000.00	1,200,000.00
051703000100	Zonal Inspectorate				450,000.00	450,000.00	1,351,000.00	901,000.00	412,500.00
051703100100	Arabic & Islamic Education Board				839,081,000.00	839,081,000.00	839,652,000.00	571,000.00	480,696,980.00
051705400100	Teaching Service Board				205,285,247.45	205,285,247.45	205,288,000.00	2,752.55	187,059,880.75
051705500100	Science & Technical Schools Board				270,753,194.77	270,753,194.77	271,879,000.00	1,125,805.23	370,617,046.62
051706400100	Educational Resource Centre				749,782.47	749,782.47	2,683,000.00	1,933,217.53	788,014.10
056300100100	Ministry of Higher Education, Science & Technology				66,114,597.73	66,114,597.73	68,279,000.00	2,164,402.27	590,564,555.98
056300100300	Remedial Programme				160,800.25	160,800.25	1,482,000.00	1,321,199.75	225,163.89



13.3	OVERHEAD COSTS BY SECTOR	Ref.Note	ACTUAL 2025				2025 BUDGET	VARIANCE	ACTUAL
			BED	PHC	OTHERS	TOTAL ACTUAL			
050000000000	SOCIAL SECTOR								
056301800100	Mai Idriss Aloomaa Polytechnic, Geidam				11,234,840.62	11,234,840.62	15,367,000.00	4,132,159.38	43,030,644.79
056302100100	Yobe State University (YSU)				842,326,286.04	842,326,286.04	845,527,000.00	3,200,713.96	310,894,706.71
056305600100	Yobe State Scholarship Board				1,542,678,824.00	1,542,678,824.00	1,543,665,000.00	986,176.00	2,135,790,081.50
056306500100	Umar Suleiman College of Education, Gashua				100,412,982.83	100,412,982.83	102,098,000.00	1,685,017.17	40,548,048.50
056306600100	College of Administration, Management & Technology (CAMTech), Potiskum				55,134,946.15	55,134,946.15	58,318,000.00	3,183,053.85	148,983,195.50
056306700100	College of Agriculture, Science & Technology (COAST), Gujba				27,628,274.35	27,628,274.35	29,485,000.00	1,856,725.65	64,321,458.43
056306800100	College of Education & Legal Studies (COELS), Nguru				18,950,366.85	18,950,366.85	21,565,000.00	2,614,633.15	13,318,547.91
052100100100	Ministry of Health & Human Services				614,503,485.30	614,503,485.30	614,671,000.00	167,514.70	544,965,867.30
052100100200	Epidemiological Unit				311,000.00	-	600,000.00	289,000.00	225,000.00
052100100300	Npi Unit				251,000.00	-	600,000.00	349,000.00	225,000.00
052100200100	Yobe State Contributory Healthcare Management Agency (YSCHMA)				6,000,000.00	6,000,000.00	10,900,000.00	4,900,000.00	12,000,000.00
052100300100	Yobe State Primary Healthcare Board				86,000,000.00	-	86,002,000.00	2,000.00	33,000,000.00
052102600100	Yobe State University Teaching Hospital (YSUTH)				897,386,309.87	897,386,309.87	897,651,000.00	264,690.13	303,632,832.00



13.3	OVERHEAD COSTS BY SECTOR	Ref.Note	ACTUAL 2025				2025 BUDGET	VARIANCE	ACTUAL
			BED	PHC	OTHERS	TOTAL ACTUAL			
050000000000	SOCIAL SECTOR								
052110200100	Hospital Management Board (HMB)				512,050,174.07	512,050,174.07	516,088,000.00	4,037,825.93	207,160,625.00
052110400100	Shehu Sule College of Nursing & Midwifery, Damaturu				208,225,175.06	208,225,175.06	210,162,000.00	1,936,824.94	70,953,633.75
052110500100	Health Facilities Inspection & Monitoring Agency				46,822,264.12	46,822,264.12	52,373,000.00	5,550,735.88	26,964,000.00
052110600100	College of Health Sciences & Technology, Nguru				60,213,322.50	60,213,322.50	60,214,000.00	677.50	90,600,147.00
052110700100	Family Support MCHC			750,000.00	-	750,000.00	2,250,000.00	1,500,000.00	750,000.00
052111300100	Yobe State Drugs & Medical Consumables Management Agency				12,000,000.00	12,000,000.00	14,554,000.00	2,554,000.00	12,000,000.00
052111500100	Yobe Emergency Medical Ambulance Services				54,014,408.00	54,014,408.00	55,388,000.00	1,373,592.00	70,000,000.00
053500100100	Ministry of Environment				64,980,999.00	64,980,999.00	64,981,000.00	1.00	146,065,030.23
053501600100	Yobe State Environmental Protection Agency (YOSEPA)				78,535,257.00	78,535,257.00	86,134,000.00	7,598,743.00	84,305,000.00
053505600100	North East Arid Zone Development Programme (NEAZDP)				44,500,000.00	44,500,000.00	46,940,000.00	2,440,000.00	1,200,000.00
053505700100	Afforestation Programme				600,000.00	600,000.00	2,096,000.00	1,496,000.00	600,000.00
055100100100	Ministry for Local Government & Chieftaincy Affairs				5,997,313.50	5,997,313.50	7,358,000.00	1,360,686.50	5,999,543.23
055100200100	Emirate Council				-	-	-	-	-
	Total Social Sector		2,372,659,979.00	87,312,000.00	13,297,504,500.32	15,757,476,479.32	15,915,025,000.00	157,548,520.68	11,636,317,437.97
	TOTAL OVERHEAD COST BY SECTOR		2,372,659,979.00	179,612,000.00	94,884,552,504.91	97,436,824,483.91	97,904,849,000.00	468,024,516.09	65,203,193,397.56



14	GRANTS & CONTRIBUTIONS	REF NOTE	ACTUAL 2025				BUDGET	VARIANCE	2024
			BED	PHC	OTHERS	TOTA 2925 ACTUAL			ACTUAL
22040105	Grants to Government Owned Companies				350,000,000.00	350,000,000.00	350,000,000.00	-	250,000,000.00
22040109	Grants to Communities/NGOs		4,000,000.00		724,590,000.20	728,590,000.20	729,780,000.00	1,189,999.80	223,406,410.10
	TOTAL		4,000,000.00	-	1,074,590,000.20	1,078,590,000.20	1,079,780,000.00	1,189,999.80	473,406,410.10

15	SUBSIDIES	2025			2024
		ACTUAL	BUDGET	VARIANCE	ACTUAL
220501	SUBSIDIES ON FARM INPUTS				
22050106	Agricultural Inputs Subsidy	2,875,000,000.00	2,875,000,000.00	-	2,113,860,000.00
	TOTAL	2,875,000,000.00	2,875,000,000.00	-	2,113,860,000.00

16	DEPRECIATION CHARGES		
16.1	DEPRECIATION CHARGES - PPE		
		2025	2024
240101	DEPRECIATION CHARGES - LAND & BUILDINGS	546,833,089.60	165,281,310.07
240102	DEPRECIATION CHARGES - INFRASTRUCTURE	2,911,402,569.44	1,313,986,110.55
240103	DEPRECIATION CHARGES - PLANT & MACHINERY	3,339,972,571.71	504,302,239.75
240104	DEPRECIATION CHARGES - TRANSPORTATION EQUIPMENT	2,219,339,653.48	736,699,360.50
240105	DEPRECIATION CHARGES - OFFICE EQUIPMENT	45,854,422.50	12,122,747.50
240106	DEPRECIATION CHARGES - FURNITURE & FITTINGS	809,596,084.55	122,801,978.99
240109	DEPRECIATION CHARGES - SPECIALISED ASSETS	1,137,422,397.85	905,392,782.44
	TOTAL	11,010,420,789.13	3,760,586,529.80



17	IMPAIRMENT CHARGES		
17.1	IMPAIRMENT CHARGES - PPE	2025	2024
260101	IMPAIRMENT CHARGES - LAND & BUILDINGS	-	-
260102	IMPAIRMENT CHARGES - INFRASTRUCTURE	-	-
260103	IMPAIRMENT CHARGES - PLANT & MACHINERY	-	-
260104	IMPAIRMENT CHARGES - TRANSPORTATION EQUIPMENT	-	-
260105	IMPAIRMENT CHARGES - OFFICE EQUIPMENT	-	-
260106	IMPAIRMENT CHARGES - FURNITURE & FITTINGS	-	-
260107	IMPAIRMENT CHARGES - SERVICE CONCESSION ASSETS	-	-
260108	IMPAIRMENT CHARGES - LEASED ASSETS-FINANCE LEASE	-	-
260109	IMPAIRMENT CHARGES - SPECIALISED ASSETS	-	-
260110	IMPAIRMENT CHARGES - ASSETS UNDER CONSTRUCTION	-	-
	TOTAL	-	-

18	AMMORTIZATION CHARGES		
		2025	2024
25010106	AMMORTIZATION CHARGES - R & D	117,719,916.75	45,944,666.75
25010112	AMMORTIZATION CHARGES - GRANT TO TSANGAYA/ALMAJIRI SCHOOL CAPITAL PROJECT	3,750,000.00	5,000,000.00
25010115	AMMORTIZATION CHARGES - COUNTERPART FUND	518,303,205.94	518,303,205.94
25010119	AMMORTIZATION CHARGES - MAPS, DESIGN AND SURVEY	15,965,691.00	-
25010122	AMMORTIZATION CHARGES - GRANT TO COMMUNITIES/VULNERABLE	5,981,881,063.99	982,791,382.28
	TOTAL	6,637,619,877.68	1,552,039,254.97



19	DOMESTIC BAD DEBTS CHARGES		
		2025	2024
27010201	BAD DEBTS CHARGES - STATES	-	-
27010202	BAD DEBTS CHARGES - LOCAL GOVERNMENTS	-	-
27010203	BAD DEBTS CHARGES - MINISTRIES, DEPARTMENTS & AGENCIES	-	-
27010204	BAD DEBTS CHARGES - COMMERCIAL DEBTS	-	-
27010205	BAD DEBTS CHARGES - OTHER DEBTS	-	-
	TOTAL	-	-

20	PUBLIC DEBT CHARGES		
20.1	FOREIGN INTEREST / DISCOUNT	2025	2024
22060102	FOREIGN INTEREST /DISCOUNT - SHORT TERM BORROWINGS	230,394,630.28	523,785,526.85
	TOTAL	230,394,630.28	523,785,526.85

20.2	DOMESTIC INTEREST / DISCOUNT		
		2025	2024
22060202	DOMESTIC INTEREST /DISCOUNT - SHORT TERM BORROWINGS	5,577,281,267.63	5,707,253,450.04
	TOTAL	5,577,281,267.63	5,707,253,450.04

2025

21.1	GAIN/ LOSS ON DISPOSAL OF ASSET	NBV (A)	SALE RECEIPT (B)	GAIN/ LOSS FROM SALE (A - B)
3201;4401	DISPOSAL OF PPE	335,213,557,464.53		-
3203;4403	DISPOSAL OF INTANGIBLE ASSET	29,920,182,250.21		-
	TOTAL	365,133,739,714.74	-	-



2024

21.2	GAIN/ LOSS ON DISPOSAL OF ASSET	NBV (A)	SALE RECEIPT (B)	GAIN/ LOSS FROM SALE (A - B)
3201;4401	DISPOSAL OF PPE	-		-
3202;4402	DISPOSAL OF INVESTMENT PROPERTY	-		-
3203;4403	DISPOSAL OF INTANGIBLE ASSET	-		-
	TOTAL	-	-	-

22	GAIN/ LOSS ON EXCHANGE TRANSACTION	2025	2024
14100101	GAIN ON EXCHANGE TRANSACTION	-	-
22090101	LOSS ON EXCHANGE TRANSACTION	(35,917,325.11)	(12,746,734,215.85)
	TOTAL	(35,917,325.11)	(12,746,734,215.85)

23	MINORITY INTEREST SHARE OF SURPLUS/ (DEFICIT)	2025	2024
14060101	MINORITY INTEREST SHARE OF SURPLUS/ (deficit)	-	-
	This represents share of surplus/ deficit due to outsiders/ 3rd parties during the year under review		
	TOTAL	-	-



24	CASH AND CASH EQUIVALENTS		
	This represents closing balance of cash at hand and held in Banks		

24.1	CASH BALANCES WITH GOVERNMENT PAY OFFICES/SUB TREASURY.		
31010100		2025	2024
AC001	YOBE STATE GOVERNMENT IGR ACCOUNT	39,490,444.50	12,973,067.14
AC003	YBSG SPECIAL ECA ACCOUNT	(222,400,387.30)	(222,400,387.30)
AC004	YOBE CACS ACCOUNT	37,219,393.35	496,222,740.90
AC005	YOBE STATE TSA ACCOUNT	370,894,801.59	13,746,161.20
AC013	AG - ACCESS BANK PLC - VAT ACCOUNT	6,956,329.72	6,956,329.72
AC019	AG - ACCESS BANK NIG. PLC - COVID-19 SUPPORT ACCOUNT	200,000.00	200,000.00
EC001	AG - ECO-BANK PLC - FUNE CGS-LGA SPECIAL PROJECT ACCT	664,747.40	664,747.40
FB016	YOBE STATE GOVERNMENT ACCOUNT	152,180,989.86	152,180,989.86
FC001	YOBE STATE PENSION AND GRATUITY ACCOUNT	790,639,431.36	20,598,608.43
FD001	YOBE STATE GOVERNMENT EXPENDITURE ACCOUNT	47,181.39	47,181.39
FD002	AG - FIDELITY BANK PLC - CONTRACT LIABILITY ACCOUNT	542,354.10	542,354.10
FD003	YOBE STATE GOVERNMENT STABILIZATION ACCOUNT	650,939.23	650,939.23
FD004	AG - FIDELITY BANK PLC - STATUTORY ACCOUNT	227,307.40	227,307.40
FD005	YOBE STATE PUBLIC OFFICE HOLDER CAR LOAN REVOLVING ACCT	62,137,627.88	71,264,468.84
FD006	YOBE STATE STAFF FURNITURE LOAN REVOLVING ACCOUNT	57,224,537.85	166,285,237.68
FD007	AG - FIDELITY BANK PLC - CONDITIONAL GRANT SCHEME 2011	25,607.22	25,607.22



24.1	CASH BALANCES WITH GOVERNMENT PAY OFFICES/SUB TREASURY.		
31010100		2025	2024
FD008	AG - FIDELITY BANK PLC - CONDITIONAL GRANT SCHEME 2009	48,805.03	48,805.03
FD009	AG - FIDELITY BANK PLC - CONSOLIDATED DEBT SERVICE ACCOUNT	369,050.10	369,050.10
FD010	AG - FIDELITY BANK PLC - BUDGET SUPPORT FACILITY ACCOUNT	6,593,636.01	6,593,636.01
FD011	AG - FIDELITY BANK PLC - SPECIAL AIRPORT ACCOUNT	9,656,257.44	9,656,257.44
GT001	YOBE STATE GOVERNMENT STABILISATION ACCOUNT.	614,170.74	614,170.74
GT006	YOBE STATE GOVERNMENT ECOLOGICAL FUND	196,713,501.01	15,162,945.61
GT008	AG - GTBANK PLC - YOBE STATE PROMISSORY NOTE DISCOUNT ACCOUNT	37,009,492.43	37,009,492.43
HB001	HERITAGE BANK PLC YOBE STATE GOVERNMENT ACCOUNT	3,470,391.02	3,470,391.02
HB003	YOBE STATE PROJECT ACCOUNT	592,811,147.90	592,811,147.90
JZ001	YOBE STATE GOVERNMENT TRASURY ACCOUNT	1,005,355,509.00	400,000,000.00
KS001	AG - KEYSTONE BANK LIMITED - SURE-P ACCOUNT	5,463.42	5,463.42
KS002	YOBE STATE GOVERNMENT ACCOUNT	3,777,938.36	3,777,938.36
PL001	YOBE STATE GOVERNMENT TSA ACCOUNT&	4,994,905,840.66	2,566,776,294.30
PL002	AG - POLARIS BANK LIMITED - KARASUWA CGS-LGA SPECIAL PROJECT ACCT	19,622.01	19,622.01
PL003	AG - POLARIS BANK LIMITED - YUNUSARI CGS - LGA SPECIAL PROJECT ACCT	187,544.73	187,544.73
PL004	AG - POLARIS BANK LIMITED - NANGERE GCS LG SPECIAL PROJECT ACCOUNT	14,578.91	14,578.91
PL005	AG - POLARIS BANK LIMITED - GEIDAM GCS LG SPECIAL PROJECT ACCOUNT	80,798.24	80,798.24
PL006	AG - POLARIS BANK LIMITED - YUSUFARI GCS LG SPECIAL PROJECT ACCOUNT	28,366.73	28,366.73



24.1	CASH BALANCES WITH GOVERNMENT PAY OFFICES/SUB TREASURY.		
31010100		2025	2024
PL007	AG - POLARIS BANK LIMITED - TARMUWA GCS LG SPECIAL PROJECT ACCOUNT	19,355.93	19,355.93
PL008	AG - POLARIS BANK LIMITED - YBSG CGS MDG 2015 PROJECT ACCOUNT	2,523.35	2,523.35
PL024	YOBE STATE CONTRACT FINANCE ACCOUNT	255,207,592.75	255,207,592.75
PL046	YOBE STATE GOVERNMENT VAT ACCOUNT..	714,122.16	714,122.16
PL047	YOBE STATE GOVERNMENT SALARY ACCOUNT	42,685,948.12	42,685,948.12
TB001	YOBE STATE GOVERNMENT SPECIAL PROJECT ACCOUNT	3,998,694,531.88	-
TB002	YOBE SABER ACCOUNT	2,360,175,768.80	-
TB003	YOBE SABER ACCOUNT (DOMICILIAR ACCOUNT)	77,004.00	-
UB001	YOBE STATE ACCOUNTANT GENERAL OFFICE (SALARY)	177,372,600.08	204,810,150.34
UB002	AG - UBA PLC - YBSG EXPENDITURE ACCOUNT	503,366.81	503,366.81
UB003	YOBE STATE GOVERNMENT VAT ACCOUNT	277,699,412.83	184,752,342.34
UB006	YOBE STATE GOVERNMENT TSA ACCOUNT	96,884,002.45	347,826,304.35
UB027	COVID-19 SUPPORT ACCOUNT	43,167.20	43,167.20
UB029	COVID-19 FACILITY ACCOUNT	559,122.29	559,122.29
UB035	YOBE STATE SUB-CRF N_CARES ACCOUNT	197,355,441.84	9,846,999.49
UI002	YOBE STATE GOVERNMENT STABILIZATION ACCOUNT	800,000,000.00	-
UN007	YOBE STATE GOVERNMENT REVENUE ACCT	735,839,614.03	532,154,255.26
ZN001	YOBE STATE GOVERNMENT IGR ACCOUNT.	2,688,463,413.04	429,717,813.30
ZN033	ZENITH BANK PLC CONST. OF 3600 HOUSING UNITS PROJECT ACCT.	496,254.81	496,254.81
	TOTAL	19,781,156,661.66	6,366,151,174.69



24.2	CASH HELD BY MINISTRIES, DEPARTMENTS & AGENCIES		
31020100		2025	2024
AC006	COS YOBE STATE GOVERNMENT ACCOUNT	1,483.31	529.94
AC007	OFFICE OF THE DEPUTY GOVERNOR (DCOS)	5.49	-
AC015	MINISTRY OF EDUCATION PROJECT ACCOUNT	89.39	16.10
AC025	MINISTRY OF LIVESTOCK DEVELOPMENT CAPITAL ACCOUNT	2,507.15	-
EC005	YOBE STATE MINISTRY OF HEALTH	13,133.37	(288.00)
FB007	OFFICE OF AUDITOR GENERAL.OVER HEAD COST ACCT	10,336.58	11,887.58
FC008	MINISTRY OF HEALTH	122,976.58	-
FD016	S.A SMALLSCALE AND MEDIUM SCALE ENTERPRISES	830.62	-
FD017	MIN. OF FINANCE OVERHEAD COST ACCOUNT	37.29	680.29
FD018	S A RADIO TV AND DIGITAL. COMM.	4,229.00	4,625.00
FD019	MIN. OF YOUTH AND SOCIAL DEV.	6.36	0.36
FD020	S A RURAL DEVELOPMENT	2,456.00	2,887.25
FD024	MINISTRY OF RELIGIOUS AFFAIRS.	91.94	0.09
FD025	SPECIAL ADVISER ON INFORMATION	997.75	1,000.00
FD027	MINISTRY OF YOUTH AND SOCIAL DEVELOPMENT	879.86	336.45
FD049	MDA - FIDELITY BANK - SPECIAL ADVISER ON INFORMATION	238.75	238.75
FD051	STATE INDEPENDENT ELECTORAL COMMISSION	1,019.22	1,690.47
FD071	YOBE STATE JUDICIAL SERVICE COMMISSION OVERHEAD COST AND OTHER RECURRENT	623.75	-
FD091	S A SECURITY MATTER	1,013.74	2,164.00



24.2	CASH HELD BY MINISTRIES, DEPARTMENTS & AGENCIES		
31020100		2025	2024
FD092	S A LEGAL MATTERS	2,876.44	1,939.74
FD093	S A LOCAL GOVERNMENT AFFAIRS	1,839.17	2,093.17
FD094	S A RELIGIOUS AFFAIRS	796.36	796.36
FD105	HEAD OF SERVICE O/H COST ACCOUNT	-	4,688.25
FD109	S A SPECIAL DUTIES	1,001.84	3,202.84
FD111	CIVIL SERVICE COMMISSION DAMATURU	974.80	974.80
GT009	MINISTRY OF AGRICULTURE.	2,007.30	2,435.13
GT014	JUDICIAL SERVICE COMMISSION CAPITAL ACCOUNT	2,251.77	2,251.77
KS007	MINISTRY OF HOUSING AND URBAN DEVELOPMENT CAPITAL ACCOUNT	2,677.50	-
KS009	LOCAL GOVT. SERVICE COMMISSION OVERHEAD	556.42	1,145.39
KS012	OFFICE OF ACCOUNTANT GENERAL OVERHEAD ACCOUNT	1,809.68	-
KS014	MINISTRY OF WORKS ACCOUNT	176.05	17.25
KS025	YOBE STATE HOUSING AND PROPERTY DEV. CORPORATION.	500.00	-
KS030	MINISTRY OF HUMANITARIAN AND DISASTER MANAGEMENT OVERHEAD COST ACCOUNT	13.55	-
KS036	SSG'S GOVERNOR OFFICE CAPITAL ACCOUNT	19,695.71	-
PL009	S A INVESTMENT	89.45	61.45
PL010	S A POLICY DELIVERY	435.74	1,970.00
PL013	S.A ON LIVESTOCK DEVELOPMENT	2,827.50	-
PL017	MIN. OF WATER RESOURCES OVERHEAD COST ACCOUNT	(80.56)	(34.31)



24.2	CASH HELD BY MINISTRIES, DEPARTMENTS & AGENCIES		
31020100		2025	2024
PL018	MIN. OF WOMEN AFFAIRS OVER HEAD COST	1,028.84	1,039.09
PL019	MIN. OF WORKS OVERHEAD ACCOUNT	88.50	15,539.00
PL020	MINISTRY OF HEALTH CAPITAL PROJECT ACCOUNT	23,109.51	-
PL021	MINISTRY OF WOMEN AFFAIRS CAPITAL ACCOUNT	1,375.18	1,375.18
PL025	S A BASIC AND SEC. EDU.	833.08	1,469.58
PL026	S A HIGHER EDUCATION	1,042.62	1,820.62
PL027	S A HUMINTARIAN AFFAIRS	744.50	655.50
PL028	S A SCIENCE RESEACH AND INNO.	637.78	1,614.73
PL029	S.A INTER-GOVERNMENTAL AFFAIRS	2,757.00	-
PL031	Special Adviser on Youth Affairs	1,860.50	1,675.00
PL033	S A WEALTH AND JOB CREATION	4,163.58	730.60
PL034	S A WORKS	1,501.98	760.79
PL036	S A HAJJ OPERATION	1,464.26	2,673.67
PL044	S.A WATER AND SANITATION	4,761.25	-
PL045	YOBE STATE HOUSE OF ASSEMBLY OVERHEAD COST ACCT	714.00	-
PL048	YOBE STATE OFFICE OF THE HEAD OF SERVICE RECURRENT ACCOUNT	-	(4,685.24)
PL049	S A POL. AND LEGISLATIVE AFFAIRS	952.50	-
PL056	S.A COMMUNITY AND SOCIAL DEVELOPMENT	1,943.50	-
PL057	S.A HOUSING AND URBAN DEVELOPMENT	1,750.00	-
PL058	S.A RURAL ELECTRIFICATION BOARD	1,685.50	-



24.2	CASH HELD BY MINISTRIES, DEPARTMENTS & AGENCIES		
31020100		2025	2024
PL059	S.A NIGERIA FOR WOMEN PROJECT	1,447.75	-
PL060	YOBE STATE JUDICIAL SERVICE COMMISSION	5,400.35	5,400.35
ST001	YOBE STATE HOUSE OF ASSEMBLY CAPITAL PROJECT ACCOUNT	171,386.33	-
UB009	S A HEALTH	2,500.07	232.07
UB011	S A AGRIC	2,175.73	1,095.39
UB013	S A WOMEN AFFAIRS	4,067.37	4,978.57
UB016	S A FINANCE	6,580.82	4,131.00
UB018	S A ENVIROMENT	388.75	1,396.82
UB019	S A TRANSPORT AND ENERGY	2,370.03	860.43
UB025	MINISTRY OF AGRICULTURE	75.32	2,698.85
UB026	YOBE STATE HOUSE OF ASSEMBLY SUBVENTION ACCOUNT	2,119.27	12,325,018.92
UB031	MINISTRY OF WATER RESOURCES CAPITAL ACCT	(83.81)	-
UB036	S A COMMERCE	304.40	822.75
UB037	MINISTRY OF WEALTH CREATION EMPOWERMENT AND EMPLOYMENT GENERATION	3,307.56	-
UB038	MINISTRY OF COMMERCE YOBE STATE	274.50	-
UB039	MINISTRY OF WORKS DIRECT LABOUR PROJECT ACCOUNT	1,984.29	-
UB041	SSGS OFFICE RECURRENT ACCOUNT.	97,868.74	-
UB052	MINISTRY OF LIVESTOCK DEVELOPMENT OVERHEAD ACCOUNT	3,411.75	-
UN002	EDUCATION RESOURCES CENTRE	218.69	1.16



24.2	CASH HELD BY MINISTRIES, DEPARTMENTS & AGENCIES		
31020100		2025	2024
UN004	FRENCH/KANURI OVERHEEAD COST ACCOUNT	73.87	51.00
UN006	HOUSE OF ASSEMBLY SERVICE COMMISSION	1,831.45	2,954.70
UN009	MIN. OF EDUCATION (REMEDIAL)	81.25	79.23
UN011	MIN. OF LOCAL GOVT. AND CHIEFTANCY AFFAIRS OVERHEAD COST ACCT	3,101.40	414.90
UN012	MIN. OF RELIGIOUS AFFAIRS	194.64	32.73
UN013	MINISTRY OF EDUCATION OVERHEEAD COST ACCOUNT	533.96	1,670.30
UN031	MDA - UNITY BANK PLC - HOUSE OF ASSEMBLY SERVICE COMMISSION	(1,483.75)	(1,483.75)
ZN003	S A POL. AND LEGISLATIVE AFFAIRS	690.70	690.70
ZN005	MINISTRY OF EDUCATION DAMATURU CAPITAL ACCOUNT	(52.42)	1,033.13
ZN006	LOCAL GOVT AUDIT DEPARTMENT	434.15	650.85
ZN011	MIN. OF HOME AFFAIRS INFORMATION & CULTURE OVERHEAD COST ACCT	601.50	(5,130.92)
ZN012	MINISTRY OF HIGHER EDUCATION	50.00	450.00
ZN023	HON. COMM. MIN. OF WORKS CAPITAL PROJECT ACCOUNT	146.44	-
ZN025	MIN. OF JUSTICE	1,000.00	2,100.06
ZN026	MINISTRY OF FINANCE OTHER PAYMENT ACCOUNT	15,381.25	11,383.56
ZN027	MINISTRY OF COMMERCE OVER HEAD ACCOUNT	1,037.33	2,821.18
ZN028	MINISTRY OF BUDGET & PLANNING CAPITAL ACCT	4,828.70	359.45
ZN029	MINISTRY OF HOUSING AND URBAN DEVELOPMENT	260.55	1,528.48
ZN038	HON COMM. MIN OF INFORMATION CAPITAL ACCOUNT	1,816.42	(1,441.47)



24.2	CASH HELD BY MINISTRIES, DEPARTMENTS & AGENCIES		
31020100		2025	2024
ZN040	MINISTRY OF WATER RESOURCES CAPITAL ACCT	130.56	-
ZN043	OFFICE OF THE STATE AUDITOR GENERAL OPERATIONAL ACCOUNT	210,753.58	71,299.46
ZN044	YOBE STATE HOUSE OF ASSEMBLY CAPITAL PROJECT ACCOUNT.	68,293.23	-
ZN047	Yobe State Agric Revitalization Account	391.79	4,942.50
	TOTAL	871,713.46	12,513,021.04

25	INVENTORIES		
		2025	2024
31050101	ENGINEERING STORES	-	-
31050102	MEDICAL STORES	-	-
31050103	INDUSTRIAL & CHEMICAL STORES	-	-
31050104	AMORY STORES (AMMUNITION, ETC)	-	-
	TOTAL	-	-

26	RECEIVABLES		
26.1	IMPRESTS	2025	2024
310603			
022000100100	Ministry of Finance & Economic Development	-	-
022000100300	Miscellaneous Expenses Unit	-	-
	Total	-	-



26.1	STATUTORY	2025	2024
022000100100	Ministry of Finance & Economic Development	-	3,631,496,709.70
022000100300	Miscellaneous Expenses Unit	-	-
	Total	-	3,631,496,709.70

26.2	ADVANCES	2025	2024
310601;310602;3110			
022000100100	Ministry of Finance & Economic Development	-	-
021500100100	Ministry of Agriculture & Natural Resources	44,000,163.40	
	Total	44,000,163.40	-
	Grand Total	44,000,163.40	3,631,496,709.70

Prior Year Reclassification – Receivables and Loans Granted

During the year, management identified that certain balances previously classified under Receivables were in substance Loans Granted.

Accordingly, an amount of **₦1,096,807,224.83** relating to car loans issued to public office holders and furniture loans granted to employees has been reclassified from Receivables to Loans Granted in the 2024 comparative figures.

This reclassification has no impact on the overall net assets/equity of the entity but was necessary to ensure proper classification and presentation in line with IPSAS requirements.

27	PREPAYMENTS/ ARREARS OF REVENUE	2025	2024
3108			
31080101	PREPAYMENTS	-	-
31080201	ARREARS OF REVENUE	-	-
	TOTAL	-	-



28	LOANS GRANTED		
28.1	LOCAL LOANS		
		2025	2024
31100105	LOANS TO EMPLOYEES (CAR LOANS)	1,089,236,339.88	759,058,381.20
31100106	LOANS TO EMPLOYEES (FURNITURE LOANS)	142,753,956.00	337,748,843.63
31060501	FERTILIZER SALES RECIEVABLE	-	-
	SUB TOTAL	1,231,990,295.88	1,096,807,224.83
	TOTAL LOAN GRANTED	1,231,990,295.88	1,096,807,224.83

28.2	Reconciliation	2025
	Opening Balance	1,096,807,225
	Add:	
	Payment during the year	422,943,798.55
		1,519,751,023.38
	Less:	
	Repayment received	287,760,727.50
	Closing Balance	1,231,990,295.88

29	INVESTMENTS		
29.1	LOCAL INVESTMENTS		
		2025	2024
31090101	LOCAL INVESTMENTS: QUOTED COMPANIES	798,554,728.76	526,326,934.06
31090102	LOCAL INVESTMENTS: NON QUOTED COMPANIES	495,371,123.00	495,371,123.00
	SUB-TOTAL	1,293,925,851.76	1,021,698,057.06
	TOTAL INVESTMENT	1,293,925,851.76	1,021,698,057.06



30	FIXED ASSETS - PPE	LAND & BUILDING	INFRASTRUCTURE	PLANT & MACHINERY	TRANSPORTATION EQUIPMENT	OFFICE EQUIPMENT	FURNITURE & FITTINGS	SERVICE CONCESSION ASSETS (PPP) - GENERAL	LEASED ASSETS-FINANCE LEASE	SPECIALISED ASSETS - GENERAL	ASSETS-UNDER CONSTRUCTION	TOTAL
	BALANCE B/FORWARD	41,677,272,243.14	93,491,760,018.69	19,415,652,413.67	11,104,301,277.42	183,417,700.00	3,987,274,348.15	-	-	4,569,531,068.28	-	174,429,209,069.35
	ADDITIONS DURING THE YEAR	61,265,899,540.75	91,340,672,157.74	10,047,188,401.66	7,423,496,142.50	58,897,735.88	2,124,825,234.72	-	-	3,226,896,601.75	-	175,487,875,815.00
	DISPOSAL DURING THE YEAR	-	-	-	-	-	-	-	-	-	-	-
	TOTAL	102,943,171,783.89	184,832,432,176.43	29,462,840,815.33	18,527,797,419.92	242,315,435.88	6,112,099,582.87	-	-	7,796,427,670.03	-	349,917,084,884.35
	ACCUMULATED DEPRECIATION:											
	BALANCE B/FORWARD	(165,281,310.07)	(1,313,986,110.55)	(504,302,239.75)	(736,699,360.50)	(12,122,747.50)	(122,801,978.99)	-	-	(905,392,782.44)	-	(3,760,586,529.80)
	ADDITIONS DURING THE YEAR	(546,833,089.60)	(2,911,402,569.44)	(3,339,972,571.71)	(2,219,339,653.48)	(45,854,422.50)	(809,596,084.55)	-	-	(1,137,422,397.85)	-	(11,010,420,789.13)
	IMPAIRMENT DURING THE YEAR	-	-	-	-	-	-	-	-	-	-	-
	TOTAL	(712,114,399.67)	(4,225,388,679.99)	(3,844,274,811.46)	(2,956,039,013.98)	(57,977,170.00)	(932,398,063.54)	-	-	(2,042,815,180.29)	-	(14,771,007,318.93)
	NET BOOK VALUE											
	AS AT 31/12/2025	102,231,057,384.22	180,607,043,496.44	25,618,566,003.87	15,571,758,405.94	184,338,265.88	5,179,701,519.33	-	-	5,753,612,489.74	-	335,146,077,565.42
	AS AT 31/12/2024	41,511,990,933.07	92,177,773,908.14	18,911,350,173.92	10,367,601,916.92	171,294,952.50	3,864,472,369.16	-	-	3,664,138,285.84	-	170,668,622,539.55



30.1	DETAILS:	Suppt. Notes	ACTUAL 2025			Total 2025 ACTUAL	BUDGET 2025	VARIANCE	2024 ACTUAL
			BED	PHC	OTHERS				
320101	LAND & BUILDING - GENERAL								
32010101	Construction/Provision of Office Building				2,622,237,425.94	2,622,237,425.94	2,622,240,000.00	2,574.06	3,485,440,317.29
32010102	Construction/Provision of Residential Building				3,775,975,026.86	3,775,975,026.86	3,775,976,000.00	973.14	3,225,757,485.12
32010105	Construction/Provision of School Building		2,737,849,000.00		1,909,614,074.58	4,647,463,074.58	4,647,465,000.00	1,925.42	4,402,641,214.19
32010106	Construction/Provision of Hospital/Health Centres				3,841,702,149.51	3,841,702,149.51	3,841,703,000.00	850.49	597,659,867.76
32010107	Rehab./Repairs of Office Building				6,003,517,490.21	6,003,517,490.21	6,005,476,000.00	1,958,509.79	2,454,134,340.42
32010108	Rehab./Repairs of Residential Building				2,675,125,914.99	2,675,125,914.99	2,688,411,000.00	13,285,085.01	724,319,593.46
32010109	Rehab./Repairs of School Building		1,177,722,103.63		126,451,643.56	1,304,173,747.19	1,304,252,000.00	78,252.81	1,474,889,654.82
32010110	Rehab./Repairs of Hospital Building				377,606,473.12	377,606,473.12	377,607,000.00	526.88	94,052,334.89
32010111	Acquisition of Land				1,118,595,740.91	1,118,595,740.91	1,118,596,000.00	259.09	459,999,555.07
32010112	Acquisition of Office Building				-	-	-	-	20,000,000.00
32010113	Acquisition of Residential Building				1,794,784,432.43	1,794,784,432.43	2,034,573,000.00	239,788,567.57	-
32010116	Construction of Car Porch/Shed				-	-	-	-	3,000,000.00
32010117	Construction of Mosque/Church				188,685,342.42	188,685,342.42	188,686,000.00	657.58	31,782,704.37
32010119	Construction of Wall Fencing				24,162,608.87	24,162,608.87	24,463,000.00	300,391.13	206,248,579.79
32010121	Construction/Provision of Sporting & Gaming Facilities				2,199,087,712.03	2,199,087,712.03	2,199,926,000.00	838,287.97	-
32010122	Rehab./Repairs of Sporting & Gaming Facilities				5,200,501,325.51	5,200,501,325.51	5,200,502,000.00	674.49	-
32010129	Tree Planting/Landscaping				319,494,970.15	319,494,970.15	320,495,000.00	1,000,029.85	177,896,076.39



30.1	DETAILS:	Suppt. Notes	ACTUAL 2025						
320101	LAND & BUILDING - GENERAL		BED	PHC	OTHERS	Total 2025 ACTUAL	BUDGET 2025	VARIANCE	2024 ACTUAL
32010130	Dairy and Artificial Insemination				-	-	-	-	176,966,642.69
32010132	Construction of Markets/Parks				22,189,432,308.65	22,189,432,308.65	22,189,433,000.00	691.35	14,740,326,121.70
32010133	Construction of Warehouse and Shops				73,543,067.00	73,543,067.00	73,544,000.00	933.00	35,309,414.41
32010134	Fish Pond and Aquaculture				-	-	-	-	14,803,306.00
32010199	Construction of Other Building				2,909,810,730.38	2,909,810,730.38	2,909,813,000.00	2,269.62	1,087,979,500.58
	Sub-Total		3,915,571,103.63	-	57,350,328,437.12	61,265,899,540.75	61,523,161,000.00	257,261,459.25	33,413,206,708.95
320102	INFRASTRUCTURE								
32010202	Construction of Roads & Bridges				61,198,470,159.56	61,198,470,159.56	61,198,471,000.00	840.44	28,216,043,697.48
32010203	Construction of Airports				1,637,717,654.18	1,637,717,654.18	1,778,927,000.00	141,209,345.82	1,656,404,208.08
32010206	Security Installations/Equipment				-	-	-	-	60,647,000.00
32010207	Electricity Transmission Network				13,195,484,132.50	13,195,484,132.50	13,338,662,000.00	143,177,867.50	14,731,215,679.03
32010209	Construction of Sewage/Drainage & Culverts				12,655,786.89	12,655,786.89	12,656,000.00	213.11	280,378,032.19
32010210	Construction of Dams				486,099,155.75	486,099,155.75	487,105,000.00	1,005,844.25	22,333,897.00
32010214	Boreholes & Other Water Facilities		73,485,784.00		2,503,654,800.56	2,577,140,584.56	2,578,141,000.00	1,000,415.44	8,387,749,640.24
32010218	Rehab./Repairs of Electricity				-	-	-	-	1,064,890,323.00
32010219	Water Pollution Control				15,000,000.00	15,000,000.00	15,000,000.00	-	5,000,000.00
32010220	Rehab./Repairs of Water Facilities				274,860,917.00	274,860,917.00	274,861,000.00	83.00	634,580,981.00
32010221	Rehab./Repairs of Roads				11,056,628,402.64	11,056,628,402.64	11,190,955,000.00	134,326,597.36	11,663,992,704.88
32010222	Construction/Provision of ICT Infrastructures				-	-	-	-	4,500,000.00



30.1	DETAILS:	Suppt. Notes	ACTUAL 2025						
320102	INFRASTRUCTURE		BED	PHC	OTHERS	Total 2025 ACTUAL	BUDGET 2025	VARIANCE	2024 ACTUAL
32010225	Industrial Pollution Control				-	-	-	-	18,458,000.00
32010299	Construction/Provision of Other Infrastructures				886,615,364.66	886,615,364.66	886,616,000.00	635.34	465,843,624.80
	Sub-Total		73,485,784.00	-	91,267,186,373.74	91,340,672,157.74	91,761,394,000.00	420,721,842.26	67,212,037,787.70
320103	PLANT & MACHINERY								
32010301	Purchase of Trucks/Tankers/Tractors/Bull Dozers/Rigs etc.				436,372,500.00	436,372,500.00	436,373,000.00	500.00	333,862,137.05
32010302	Purchase of Industrial Equipment				2,308,382,306.25	2,308,382,306.25	2,308,383,000.00	693.75	3,309,068,486.86
32010303	Purchase of Navigational Equipment				-	-	-	-	396,615,499.00
32010304	Purchase of Power Plants				549,600,500.00	549,600,500.00	549,601,000.00	500.00	469,630,000.00
32010305	Purchase of Power Generating Sets				881,656,250.00	881,656,250.00	883,240,000.00	1,583,750.00	1,060,747,500.00
32010306	Purchase of Broadcast & Communication Equipment				689,934,500.00	689,934,500.00	689,935,000.00	500.00	197,365,734.98
32010307	Purchase of Agricultural Equipment				837,551,831.25	837,551,831.25	838,257,000.00	705,168.75	6,279,432,952.05
32010308	Purchase of Surveying Equipment				-	-	-	-	151,245,000.00
32010309	Purchase of Water Supply Equipment				3,333,960,000.00	3,333,960,000.00	3,333,960,000.00	-	1,965,157,500.00
32010310	Purchase of Sporting & Gaming Equipment				248,997,000.00	248,997,000.00	248,997,000.00	-	203,935,500.00
32010312	Purchase of Fire Fighting Equipment				-	-	-	-	92,100,925.00
32010315	Purchase of Sanitary Equipment				25,800,000.00	25,800,000.00	25,800,000.00	-	-
32010317	Purchase of Teaching & Learning Equipment				200,971,514.16	200,971,514.16	200,972,000.00	485.84	18,500,000.00



30.1	DETAILS:	Suppt. Notes	ACTUAL 2025						
320103	PLANT & MACHINERY		BED	PHC	OTHERS	Total 2025 ACTUAL	BUDGET 2025	VARIANCE	2024 ACTUAL
32010322	Purchase of Spare Parts and Tools				33,962,000.00	33,962,000.00	34,685,000.00	723,000.00	45,335,000.00
32010399	Alternative Energy				500,000,000.00	500,000,000.00	501,000,000.00	1,000,000.00	2,371,144,980.00
	Sub-Total		-	-	10,047,188,401.66	10,047,188,401.66	10,051,203,000.00	4,014,598.34	16,894,141,214.94
32010	TRANSPORTATION EQUIPMENT								
32010405	Purchase of Motor Vehicles				7,423,496,142.50	7,423,496,142.50	7,448,167,000.00	24,670,857.50	7,068,281,464.92
32010406	Purchase of Tricycles				-	-	-	-	12,523,000.00
32010407	Purchase of Motor Cycles				-	-	-	-	340,000,000.00
	Sub-Total		-	-	7,423,496,142.50	7,423,496,142.50	7,448,167,000.00	24,670,857.50	7,420,804,464.92
320105	OFFICE EQUIPMENT								
32010501	Purchase of Computers				58,897,735.88	58,897,735.88	60,448,000.00	1,550,264.12	129,326,700.00
32010502	Purchase of Printers				-	-	1,500,000.00	1,500,000.00	5,600,000.00
	Sub-Total		-	-	58,897,735.88	58,897,735.88	61,948,000.00	3,050,264.12	134,926,700.00
320106	FURNITURE & FITTINGS								
32010601	Purchase of Chairs		600,375,000.00		881,673,540.97	1,482,048,540.97	1,482,951,000.00	902,459.03	2,329,368,313.13
32010602	Purchase of Tables				436,023,718.75	436,023,718.75	436,709,000.00	685,281.25	861,750,846.12
32010603	Purchase of Safes/File Cabinets/ Cupboards				-	-	50,000.00	50,000.00	7,805,000.00
32010604	Purchase of Television Sets				-	-	-	-	10,000,000.00
32010606	Purchase of Air-Conditioner				11,752,975.00	11,752,975.00	13,753,000.00	2,000,025.00	26,800,000.00
32010611	Purchase of Beds & Beddings				-	-	-	-	129,400,000.00



30.1	DETAILS:	Suppt. Notes	ACTUAL 2025						
320106	FURNITURE & FITTINGS		BED	PHC	OTHERS	Total 2025 ACTUAL	BUDGET 2025	VARIANCE	2024 ACTUAL
32010612	Purchase of Rugs and Carpets				-	-	-	-	3,000,000.00
32010613	Purchase of Desks				195,000,000.00	195,000,000.00	195,000,000.00	-	38,718,875.00
32010615	Purchase of Cushions				-	-	-	-	89,223,387.95
	Sub-Total		600,375,000.00	-	1,524,450,234.72	2,124,825,234.72	2,128,463,000.00	3,637,765.28	3,496,066,422.20
320109	SPECIALISED ASSETS - GENERAL								
32010903	Biological Assets (Wildlife Conservation)				74,000,000.00	74,000,000.00	74,000,000.00	-	69,720,000.00
32010904	Laboratory/Medical Equipment			450,000,000.00	2,702,896,601.75	3,152,896,601.75	3,152,898,000.00	1,398.25	1,486,974,579.65
	Sub-Total		-	450,000,000.00	2,776,896,601.75	3,226,896,601.75	3,226,898,000.00	1,398.25	1,556,694,579.65
	GRAND TOTAL		4,589,431,887.63	450,000,000.00	170,448,443,927.37	175,487,875,815.00	176,201,234,000.00	713,358,185.00	130,127,877,878.36

32	INTANGIBLE ASSETS	Research & Development	Computer Software Acquisition	Counterpart Fund	Maps, Survey and Design	Grant to Communities/Private Institutions/Small-Scale Farmers for Capital Project	Grant to Tsangaya/Almajiri School Capital Project	TOTAL
	BALANCE B/FORWARD	508,191,043.00	15,000,000.00	2,073,212,823.76	63,862,764.00	25,206,962,779.03	-	27,867,229,409.79
	ADDITIONS DURING THE YEAR (28.1)	302,851,322.30	-	-	1,448,986,093.27	8,370,910,294.56	187,344,162.05	10,310,091,872.18
	DISPOSAL DURING THE YEAR	-	-	-	-	-	-	-
	TOTAL	811,042,365.30	15,000,000.00	2,073,212,823.76	1,512,848,857.27	33,577,873,073.59	187,344,162.05	38,177,321,281.97
	ACCUMULATED AMORTIZATION:							
	BALANCE B/FORWARD	(45,944,666.75)	(5,000,000.00)	(518,303,205.94)	-	(982,791,382.28)	-	(1,552,039,254.97)
	ADDITIONS DURING THE YEAR	(117,719,916.75)	(3,750,000.00)	(518,303,205.94)	(15,965,691.00)	(5,981,881,063.99)	-	(6,637,619,877.68)



32	INTANGIBLE ASSETS	Research & Development	Computer Software Acquisition	Counterpart Fund	Maps, Survey and Design	Grant to Communities/Private Institutions/Small-Scale Farmers for Capital Project	Grant to Tsangaya/Almajiri School Capital Project	TOTAL
	IMPAIRMENT DURING THE YEAR	-	-	-	-	-	-	-
	TOTAL	(163,664,583.50)	(8,750,000.00)	(1,036,606,411.88)	(15,965,691.00)	(6,964,672,446.27)	-	(8,189,659,132.65)
	NET BOOK VALUE							
	AS AT 31/12/2025	647,377,781.80	6,250,000.00	1,036,606,411.88	1,496,883,166.27	26,613,200,627.32	187,344,162.05	29,987,662,149.32
	AS AT 31/12/2024	462,246,376.25	10,000,000.00	1,554,909,617.82	63,862,764.00	24,224,171,396.75	-	26,315,190,154.82

		ACTUAL 2025							
32.1	INTANGIBLE ASSETS DETAILS	Suppt. Notes	BED	PHC	OTHERS	Total 2025 ACTUAL	BUDGET 2025	VARIANCE	2024 ACTUAL
32030109	Research & Development				302,851,322.30	302,851,322.30	416,581,000.00	113,729,677.70	324,412,376.00
32030119	Maps, Survey and Design				1,448,986,093.27	1,448,986,093.27	1,448,987,000.00	906.73	63,862,764.00
32030122	Grant to Communities/Private Institutions/Small-Scale Farmers for Capital Project			282,041,667.00	8,088,868,627.56	8,370,910,294.56	8,370,913,000.00	2,705.44	21,273,675,773.03
32030123	Grant to Tsangaya/Almajiri School Capital Project				187,344,162.05	187,344,162.05	187,345,000.00	837.95	-
	Sub-Total		-	282,041,667.00	10,028,050,205.18	10,310,091,872.18	10,423,826,000.00	113,734,127.82	21,661,950,913.03

10.1	Summary of HOPE Gov. Capital Expenditure	Suppt. Notes	2025			2024
			ACTUAL	BUDGET	VARIANCE	ACTUAL
	BED		4,589,431,887.63	4,589,810,000.00	378,112.37	4,403,920,573.69
	PHC		732,041,667.00	734,042,000.00	2,000,333.00	515,402,796.56
	Total		5,321,473,554.63	5,323,852,000.00	2,378,445.37	4,919,323,370.25



33	DEPOSITS	2025	2024
41010101	CONTRACT RETENTION FEES	2,794,882.00	2,794,882.00
41010107	OTHER DEPOSITS	364,284,838.97	-
41010201	CONTRACTOR'S BALANCES	9,938,714,431.58	-
		10,305,794,152.55	2,794,882.00

34	LOANS & DEBTS (SHORT-TERM)			
41020102	TREASURY BILLS	Total	2025	2024
	BALANCE BROUGHT FORWARD 1/1/20X2	-	-	-
	ADD:			
	ADDITIONS DURING THE YEAR	0.00	0.00	0.00
	ACCUMMULATED INTEREST/ CHARGES	0.00	0.00	0.00
	SUB-TOTAL (A)	0.00	0.00	0.00
	LESS:			
	REPAYMENTS FOR THE YEAR	0.00	0.00	0.00
	ACCUMMULATED INTEREST/ CHARGES PAID IN THE YEAR	0.00	0.00	0.00
	LOAN RECLASSIFICATION	0.00	0.00	0.00
	SUB-TOTAL (B)	0.00	0.00	0.00
	CLOSING BALANCE AS AT 31/12/20X2 (A-B)	0.00	0.00	0.00



		2024		2025	
35	UNREMITTED DEDUCTIONS	BAL. B/D	DEDUCTIONS DURING YR.	REMITTANCES DURING YR.	BAL. C/D
35.1					
41030102	WITHHOLDING TAX	-	2,955,525,439.55	2,574,821,593.08	380,703,846.47
41030103	VALUE ADDED TAX	-	8,230,230,963.41	6,979,717,773.80	1,250,513,189.61
41030104	STAMP DUTY TAX	-	985,691,387.71	842,261,161.49	143,430,226.22
41030105	VETTING FEES	-	2,142,642,419.22	2,012,435,954.72	130,206,464.50
		-	14,314,090,209.89	12,409,236,483.09	1,904,853,726.80

36	ACCRUED EXPENSES (INCLUDING PENSION & GRATUITY)	2025	2024
41040101	PERSONNEL EMOLUMENTS	-	-
41040102	PENSION & GRATUITY	949,941,856.70	3,984,529,019.70
	TOTAL	949,941,856.70	3,984,529,019.70

37	CURRENT PORTION OF BORROWING	2025	2024
41060101	TREASURY BONDS	-	-
41060102	BI-LATERAL LOANS	-	-
41060103	MULTI-LATERAL LOANS	-	-
		-	-



39	BORROWINGS	BAL as at 1 Jan 2025	RECEIVED DURING YR.	PAYMENTS DURING YR.	ADJUSTMENTS DURING YR.	BAL as at 31 Dec. 2025
39.1A	INTERNAL LOAN STOCK					
42030102	STATE BONDS AND OTHER LONG TERM BORROWINGS	54,630,402,864.33	52,422,302,584.44	(8,146,296,101.90)	(17,909,076,406.24)	80,997,332,940.63
	SUB-TOTAL	54,630,402,864.33	52,422,302,584.44	(8,146,296,101.90)	(17,909,076,406.24)	80,997,332,940.63
39.1B	EXTERNAL LOANS					
42030103	Foreign Loans	30,292,438,043.26	11,060,138,536.88	(2,552,997,792.00)	28,189,976,961.11	66,989,555,749.25
	SUB-TOTAL	30,292,438,043.26	11,060,138,536.88	(2,552,997,792.00)	28,189,976,961.11	66,989,555,749.25
	TOTAL BORROWINGS	84,922,840,907.59	63,482,441,121.32	(10,699,293,893.90)	10,280,900,554.87	147,986,888,689.88

39B	BORROWINGS	BAL as at 1 Jan 2025	RECEIVED DURING YR.	PAYMENTS DURING YR.	ADJUSTMENTS DURING YR.	BAL as at 31 Dec. 2025
42030102						
39.1A	INTERNAL LOANS					
BL004	Family Home Finance (Infrastructure Loan)	19,131,903,569.11	-	(3,429,561,789.20)	-	15,702,341,779.91
BL005	Polaris Bank (Contract Financing)	5,017,312,762.96	-	(2,993,286,963.30)	-	2,024,025,799.66
BL006	CBN Covid 19 Facility (PHC)	1,392,069,340.39	-	(176,587,453.86)	-	1,215,481,886.53
BL007	UBA/CBN - Infrastructure Loan	13,727,795,375.30	-	(1,546,859,895.54)	(125,452,005.23)	12,055,483,474.53
BL009	NG- Cares	15,361,321,816.57	2,422,302,584.44	-	(17,783,624,401.01)	-
BL010	Access Bank (Commercial bank Loan)	-	50,000,000,000.00	-	-	50,000,000,000.00
	SUB-TOTAL	54,630,402,864.33	52,422,302,584.44	(8,146,296,101.90)	(17,909,076,406.24)	80,997,332,940.63
42030103						
39.1B	EXTERNAL LOANS					
ML001	Foreign Loans	30,292,438,043.26	11,060,138,536.88	(2,552,997,792.00)	28,189,976,961.11	66,989,555,749.25
	SUB-TOTAL	30,292,438,043.26	11,060,138,536.88	(2,552,997,792.00)	28,189,976,961.11	66,989,555,749.25
	TOTAL BORROWINGS	84,922,840,907.59	63,482,441,121.32	(10,699,293,893.90)	10,280,900,554.87	147,986,888,689.88



40	RESERVES	BAL B/D	ADDITIONS DURING YR.	ADJUSTMENTS DURING YR.	BAL. C/D
	STATEMENT OF FINANCIAL PERFORMANCE - SURPLUS/(DEFICIT)	0.00	0.00	0.00	0.00
43030101	REVALUATION RESERVE	-	-	0.00	0.00
		0.00	0.00	0.00	0.00

41	ACCUMULATED SURPLUSES/(DEFICITS)		
		2025	2024
430201			
43020101	BALC/D	120,202,314,072.40	(9,910,638,594.22)
P&L	SURPLUS/ DEFICIT FOR YR.	116,262,801,595.10	129,975,717,443.88
43020102	ADJUSTMENTS DURING YR.	(14,641,388,653.79)	137,235,222.74
	BAL. B/D	221,823,727,013.71	120,202,314,072.40

42.1	BASIC EDUCATION EXPENDITURE	SUPPY NOTE	PROGRAMME	FUNCTION	ECONOMIC CLASSIFICATION	DESCRIPTION	AMOUNT
	State Universal basic Education Board (SUBEB)		Effective governance of the education system	Primary Education	Salarys and wages	Personnel Cost	2,090,712,639.52
	State Universal basic Education Board (SUBEB)		Effective governance of the education system	Primary Education	Teaching Aids/Instruction Materials, Maintenance Services, Surveying Services, Monitoring and Evaluation	Overhead Cost	2,372,659,979.00
	State Universal basic Education Board (SUBEB)		Effective governance of the education system	Primary Education	Construction/Provision of School Building, Rehab./Repairs of School Building. Boreholes & Other Water Facilities Purchase of Chairs	Capital Expenditure	4,589,431,887.63
	Total Basic Education Expenditure						9,052,804,506.15



42.2	Primary Health Care Expenditure	SUPPY NOTE	PROGRAMME	FUNCTION	ECONOMIC CLASSIFICATION	DESCRIPTION	AMOUNT
	Yobe State Primary Healthcare Board		Effective Governance of the Health System	Public Health Services	Salarys and wages	Personnel Cost	1,167,706,849.69
	Yobe State Primary Healthcare Board		Effective Governance of the Health System	Public Health Services		Overhead Cost	86,000,000.00
	Yobe State Primary Healthcare Board		Effective Governance of the Health System	Public Health Services	Laboratory/Medical Equipment	Capital Expenditure	282,041,667.00
	Yobe State Primary Healthcare Board		Institution and maintenance of a responsive public health emergency preparedness system	Public Health Services	Grant to Communities/Private Institutions/Vulnerable	Capital Expenditure	450,000,000.00
	Epidemiological Unit		Enhancement of the delivery of Essential Package of Health Services (EPHS) to all citizens	Public Health Services	Office Stationaries/Computer Consumables and Maintenance	Overhead Cost	311,000.00
	Npi Unit		Enhancement of the delivery of Essential Package of Health Services (EPHS) to all citizens	Public Health Services	Office Stationaries/Computer Consumables and Maintenance	Overhead Cost	251,000.00
	Family Support MCHC		Enhancement of the delivery of Essential Package of Health Services (EPHS) to all citizens	Public Health Services	Office Stationaries/Computer Consumables and Maintenance	Overhead Cost	750,000.00
	Yobe State Aids Control Agency (YOSACA)		Enhancement of the delivery of Essential Package of Health Services (EPHS) to all citizens	Public Health Services	Drugs/Laboratory/ Medical Supplies, Monitoring and Evaluation, Anniversaries/Celebration, Local Transport & Traveling - Training	Overhead Cost	92,300,000.00
	Total Primary Health Care Expenditure						2,079,360,516.69

42.3	BED And PHC EXPENDITURE SUMMARY	SUPPY NOTE	PERSONNEL COST (N)	OVERHEAD COST (N)	CAPITAL (N)	TOTAL	
	Basic Education		2,090,712,639.52	2,372,659,979.00	4,589,431,887.63	9,052,804,506.15	
	Primary Health Care		1,167,706,849.69	179,612,000.00	732,041,667.00	2,079,360,516.69	
	Total		3,258,419,489.21	2,552,271,979.00	5,321,473,554.63	11,132,165,022.84	



REFERENCE NOTES

1	GOVERNMENT SHARE OF FAAC (STATUTORY REVENUE)		2025			2024		
			Allocation	Deduction		Allocation	Deduction	
			A	B				
	MONTH	Ref. Note	NET RECEIPT	DEDUCTED AT SOURCE	TOTAL	NET RECEIPT	DEDUCTED AT SOURCE	TOTAL
			11010101	11010101		11010101	11010101	
1	JANUARY		1,233,561,276.12	933,713,389.95	2,167,274,666.07	1,751,641,409.00	493,682,611.36	2,245,324,020.36
2	FEBRUARY		4,810,289,291.71	898,251,875.43	5,708,541,167.14	2,200,429,041.76	601,008,536.04	2,801,437,577.80
3	MARCH		5,047,442,281.83	898,152,834.00	5,945,595,115.83	97,642,877.86	-	97,642,877.86
4	APRIL		4,562,257,638.61	898,053,049.77	5,460,310,688.38	947,932,454.50	783,403,217.94	1,731,335,672.44
5	MAY		4,676,383,913.22	897,952,517.15	5,574,336,430.37	666,126,045.43	783,313,217.94	1,449,439,263.37
6	JUNE		4,188,079,984.78	897,851,230.54	5,085,931,215.32	5,193,386.70	783,403,217.94	788,596,604.64
7	JULY		7,324,372,809.77	897,745,634.56	8,222,118,444.33	-	632,341,896.28	632,341,896.28
8	AUGUST		7,053,937,577.00	879,049,652.58	7,932,987,229.58	-	756,657,407.94	756,657,407.94
9	SEPTEMBER		7,967,219,247.01	878,949,652.58	8,846,168,899.59	-	925,693,592.20	925,693,592.20
10	OCTOBER		6,636,851,726.01	878,839,652.58	7,515,691,378.59	-	556,222,062.94	556,222,062.94
11	NOVEMBER		7,530,827,397.39	878,739,652.58	8,409,567,049.97	-	321,584,215.19	321,584,215.19
12	DECEMBER		11,759,124,973.39	878,629,652.58	12,637,754,625.97	1,336,767,040.39	933,908,844.94	2,270,675,885.33
	TOTAL		72,790,348,116.84	10,715,928,794.30	83,506,276,911.14	7,005,732,255.64	7,571,218,820.71	14,576,951,076.35



	SHARE OF STATUTORY ALLOCATION		110103	11010301	11010201		110102;110103
			C	D	E	Total	
	MONTH	Ref. Note	Statutory Alloc - Other Agencies	Share of Excess Crude oil A/c	Value Added Tax Allocation	2025	2024
1	JANUARY		2,868,589,952.81	-	5,954,697,681.16	8,823,287,633.97	6,533,681,747.58
2	FEBRUARY		5,361,868,494.75	-	7,084,245,681.51	12,446,114,176.26	5,785,974,916.59
3	MARCH		9,819,051,953.37	-	5,906,998,397.57	15,726,050,350.94	18,213,933,342.69
4	APRIL		16,534,875,274.56	2,222,220,000.19	5,944,414,728.25	24,701,510,003.00	24,016,438,937.51
5	MAY		10,528,148,783.06	-	6,077,373,316.84	16,605,522,099.90	13,525,464,469.46
6	JUNE		11,691,622,453.96	-	7,195,348,984.78	18,886,971,438.74	22,333,467,634.29
7	JULY		11,362,610,474.24	-	6,169,888,859.00	17,532,499,333.24	17,628,682,269.04
8	AUGUST		4,722,331,557.86	-	6,575,270,459.92	11,297,602,017.78	16,711,495,480.95
9	SEPTEMBER		5,462,853,211.51	3,000,000,000.00	6,707,847,618.59	15,170,700,830.10	24,774,484,211.85
10	OCTOBER		704,902,191.02	-	9,065,419,957.00	9,770,322,148.02	11,931,380,621.99
11	NOVEMBER		696,571,119.80	-	6,533,908,183.89	7,230,479,303.69	12,685,783,310.91
12	DECEMBER		624,239,143.83	-	5,229,049,606.92	5,853,288,750.75	27,583,435,607.75
	TOTAL		80,377,664,610.77	5,222,220,000.19	78,444,463,475.43	164,044,348,086.39	201,724,222,550.61

1	GOVERNMENT SHARE OF FAAC		2025			2024
		Ref. Note	ACTUAL	BUDGET	VARIANCE	ACTUAL
1.1	Statutory Allocation					
11010101	Statutory Allocation		83,506,276,911.14	70,902,078,000.00	(12,604,198,911.14)	14,577,181,076.40
	Total		83,506,276,911.14	70,902,078,000.00	-12,604,198,911.14	14,577,181,076.40

1.2	GOVERNMENT SHARE OF VAT		2025			2024
			ACTUAL	BUDGET	VARIANCE	ACTUAL
11010201	Share of VAT		78,444,463,475.43	66,003,096,000.00	(12,441,367,475.43)	60,357,821,778.01
	Total		78,444,463,475.43	66,003,096,000.00	-12,441,367,475.43	60,357,821,778.01



			2025			2024
1.3	OTHER FAAC REVENUES	Ref. Note	ACTUAL	BUDGET	VARIANCE	ACTUAL
11010301	Excess Crude		5,222,220,000.19	7,000,000,000.00	1,777,779,999.81	13,333,320,001.14
11010303	Exchange Gain		4,329,904,737.92	8,562,000,000.00	4,232,095,262.08	-
11010304	Ecological Fund		2,253,742,908.20	2,000,000,000.00	(253,742,908.20)	37,188,039,215.35
11010305	Electronic Money Transfer Levy (EMTL)		4,066,575,380.03	3,233,064,000.00	(833,511,380.03)	-
11010307	Forex Equalization Non Mineral		-	63,900,000.00	63,900,000.00	1,439,794,025.51
11010308	Solid Mineral		177,299,660.36	200,000,000.00	22,700,339.64	-
11010311	NLNG Dividend		-	26,000,000,000.00	26,000,000,000.00	-
11010313	State Infrastructure & Security		34,216,216,216.23	42,569,000,000.00	8,352,783,783.77	-
11010314	Signature Bonus		-	4,000,000,000.00	4,000,000,000.00	-
11010315	NLNG Dividend		-	-	-	1,992,391,042.68
11010318	Infrastructural Development Funds		-	-	-	39,000,000,000.00
11010319	Signature Bonus		-	-	-	48,412,856,487.92
11010399	Other FAAC Distributions		35,333,925,708.03	12,000,000,000.00	(23,333,925,708.03)	-
	Total		85,599,884,610.96	105,627,964,000.00	20,028,079,389.04	141,366,400,772.60

			2025			2024
2	TAX REVENUE	Ref. Note	ACTUAL	BUDGET	VARIANCE	ACTUAL
2.1	PERSONAL TAXES	F				
12010101	Personal Taxes (e.g., PAYE)		9,398,410,456.73	7,520,191,000.00	(1,878,219,456.73)	6,907,081,552.90
12010102	Direct Assessment Tax		261,059,769.96	62,000,000.00	(199,059,769.96)	21,614,460.38
	Total		9,659,470,226.69	7,582,191,000.00	(2,077,279,226.69)	6,928,696,013.28

			2025			2024
2.2	OTHER TAXES	Ref. Note	ACTUAL	BUDGET	VARIANCE	ACTUAL
12010304	Stamp Duty	G	1,050,000.00	15,000,000.00	13,950,000.00	6,860,154.95
12010309	Other Service Taxes		1,716,013.97	11,000,000.00	9,283,986.03	215,516.60
12010311	Withholding Tax		994,380,673.32	1,010,000,000.00	15,619,326.68	817,542,224.22
12010312	Property Tax		-	-	-	-
	Total		1,050,000.00	15,000,000.00	13,950,000.00	824,617,895.77



NON-TAX REVENUE			2025			2024
3.1	LICENSES - GENERAL	Ref. Note	ACTUAL	BUDGET	VARIANCE	ACTUAL
12020105	Radio/Television Station Licences	H	-	50,000.00	50,000.00	-
12020109	Registration of Voluntary Organizations		400,000.00	1,000,000.00	600,000.00	-
12020111	Bake House Licences		-	500,000.00	500,000.00	-
12020115	Dane Gun Licences		-	100,000.00	100,000.00	-
12020116	Cattle Dealer Licences		1,257,000.00	11,000,000.00	9,743,000.00	-
12020117	Dried Fish & Meat Licences		3,634,900.00	50,000,000.00	46,365,100.00	4,502,781.93
12020118	Pet (Dog) Licences		-	10,000.00	10,000.00	-
12020119	Fishing Permits		468,350.00	1,000,000.00	531,650.00	231,700.00
12020121	Hunting Permits		-	100,000.00	100,000.00	-
12020122	Produce Buying Licences		9,102,852.33	10,300,000.00	1,197,147.67	4,383,153.03
12020126	Tractor Hiring Services		-	5,500,000.00	5,500,000.00	3,020,000.00
12020128	Borehole Drilling Licences		-	1,800,000.00	1,800,000.00	-
12020130	Cinematograph Licences		450,000.00	100,000.00	(350,000.00)	-
12020132	Motor Vehicle Licences		163,080,590.10	103,000,000.00	(60,080,590.10)	122,788,436.38
12020133	Drivers' Licences		3,433,900.00	31,000,000.00	27,566,100.00	26,407,831.98
12020134	Patent Medicine & Drug Stores Licences		-	2,000,000.00	2,000,000.00	-
12020136	Health Facilities Licences		-	200,000.00	200,000.00	-
12020137	Trade Permit Licences		-	300,000.00	300,000.00	-
	Total		181,827,592.43	217,960,000.00	36,132,407.57	161,333,903.32



3.2	FEES - GENERAL	Ref. Note	2025			2024
			ACTUAL	BUDGET	VARIANCE	ACTUAL
12020401	Court Fees	I	9,255,087.26	13,100,000.00	3,844,912.74	9,349,530.28
12020417	Contractor Registration Fees		25,335,000.00	35,000,000.00	9,665,000.00	26,185,000.00
12020418	Marriage/Divorce Fees		-	400,000.00	400,000.00	-
12020426	Court Sermons/Oath Fees		150,400.00	800,000.00	649,600.00	287,536.13
12020427	Tender Fees		8,125,000.00	33,000,000.00	24,875,000.00	44,690,000.00
12020428	Fire Safety Certificate Fees		950,000.00	3,500,000.00	2,550,000.00	750,000.00
12020430	Professional Registration Fees		800,000.00	750,000.00	(50,000.00)	843,938.72
12020431	Environmental Impact Assessment Fees		-	8,000,000.00	8,000,000.00	1,601,112.60
12020436	Bill Board Advertisement Fees		-	1,100,000.00	1,100,000.00	60,000.00
12020437	Deeds Registration Fees		47,666,679.69	30,000,000.00	(17,666,679.69)	17,684,250.00
12020438	Survey/Planning/Building Fees		16,944,270.00	121,900,000.00	104,955,730.00	46,562,951.00
12020441	Laboratory Fees		552,579.87	19,500,000.00	18,947,420.13	2,510,001.87
12020442	Association Fees		20,000.00	1,200,000.00	1,180,000.00	87,000.00
12020445	Change of Ownership Fees		-	2,110,000.00	2,110,000.00	-
12020446	Agricultural/Veterinary Services Fees		4,878,200.00	21,270,000.00	16,391,800.00	809,500.00
12020447	Land Use Fees		14,245,250.00	20,000,000.00	5,754,750.00	6,742,500.00
12020448	Contract Vetting Fees		1,806,562,993.55	1,460,860,000.00	(345,702,993.55)	676,075,838.99
12020449	Business/Trade Operating Fees		6,203,683.15	334,500,000.00	328,296,316.85	10,858,362.79
12020450	Inspection Fees		6,443,038.73	35,890,000.00	29,446,961.27	7,197,429.10
12020451	Timber & Forest Fees		-	500,000.00	500,000.00	-
12020452	School/Tuition/Registration/Examination Fees - Undergraduate		1,024,472,032.70	1,374,000,000.00	349,527,967.30	581,834,101.04
12020453	Application Fees		2,305,000.00	4,500,000.00	2,195,000.00	7,370,000.00
12020454	Parking Fees		110,000.00	200,000.00	90,000.00	140,000.00
12020456	School Tuition/Registration/Examination Fees - Others		100,000.00	100,000.00	-	-
12020458	Unity/Staff/Other School Fees/Levies		-	100,000.00	100,000.00	-
12020462	Publication Fees		-	1,000,000.00	1,000,000.00	-
12020465	Sports/Recreational Facilities Fees		715,000.00	4,000,000.00	3,285,000.00	50,000.00
12020478	Workshop Fees		-	3,000,000.00	3,000,000.00	-
12020484	Sticker Fees		2,966,100.00	9,000,000.00	6,033,900.00	-
	TOTAL		2,978,800,314.95	3,539,280,000.00	560,479,685.05	1,441,689,052.52



3.3	FINES - GENERAL	Ref. Note	2025			2024
			ACTUAL	BUDGET	VARIANCE	ACTUAL
12020501	Fines/Penalties	J	29,280,093.75	90,550,000.00	61,269,906.25	27,865,602.70
	TOTAL		29,280,093.75	90,550,000.00	61,269,906.25	27,865,602.70

3.4	SALES - GENERAL	Ref. Note	2025			2024
			ACTUAL	BUDGET	VARIANCE	ACTUAL
12020601	Sales of Journal & Publications	K	33,530,000.00	33,800,000.00	270,000.00	2,240,000.00
12020604	Sales of Stores/Scraps/Unserviceable Items		3,186,250.00	10,000,000.00	6,813,750.00	-
12020605	Sales of Vaccines		-	60,000.00	60,000.00	-
12020606	Sales of Bills of Entries/Application Forms		98,378,301.80	215,293,000.00	116,914,698.20	54,848,921.06
12020607	Sales of Consultancy Registration Forms		-	500,000.00	500,000.00	512,107.60
12020608	Sales of Improved Seeds/Chemicals		-	135,050,000.00	135,050,000.00	442,150,100.00
12020609	Proceeds from Sales of Farm Produce		1,887,500.00	255,000,000.00	253,112,500.00	-
12020611	Proceeds from Sales of Government Vehicles		17,000,000.00	20,000,000.00	3,000,000.00	-
12020614	Proceeds from Sales of Government Building		205,288,021.68	30,000,000.00	(175,288,021.68)	336,095,125.65
12020617	Sales of Plan Photostat Print/Map		340,000.00	2,500,000.00	2,160,000.00	-
12020620	Sales of Other Government Properties		1,550,000.00	10,000,000.00	8,450,000.00	-
	TOTAL		361,160,073.48	712,203,000.00	351,042,926.52	835,846,254.31

3.5	EARNINGS - GENERAL	Ref. Note	2025			2024
			ACTUAL	BUDGET	VARIANCE	ACTUAL
12020701	Earnings from Consultancy Services	L	-	500,000.00	500,000.00	-
12020702	Earnings from Laboratory Services		-	200,000.00	200,000.00	-
12020703	Earnings from Hire of Plants & Equipment		1,000,000.00	50,000,000.00	49,000,000.00	-
12020704	Earnings from the Use of Government Vehicles		43,056,400.00	57,000,000.00	13,943,600.00	51,536,027.96
12020705	Earnings from the Use of Government Halls		662,000.00	1,600,000.00	938,000.00	190,000.00
12020707	Earnings from Medical Services		511,065,102.16	649,000,000.00	137,934,897.84	306,835,563.17
12020709	Earnings from Tourism/Culture/Arts Centres		-	50,000.00	50,000.00	30,000.00
12020711	Earnings from Commercial Activities		25,961,979.46	157,350,000.00	131,388,020.54	21,224,070.43
12020720	Earnings from Guest Houses		800,000.00	3,500,000.00	2,700,000.00	47,000.00
	TOTAL		582,545,481.62	919,200,000.00	336,654,518.38	379,862,661.56



3.6	RENT ON GOVERNMENT PROPERTY	M	2025			2024
			Ref. Note	ACTUAL	BUDGET	VARIANCE
12020801	Rent on Government Quarters		-	-	-	-
	TOTAL		-	-	-	-

3.6	RENT ON LAND & OTHERS - GENERAL	Ref. Note	2025			2024
			ACTUAL	BUDGET	VARIANCE	ACTUAL
12020901	Rent on Government Land	N	-	20,000,000.00	20,000,000.00	-
12020903	Rent & Premium on the Allocation of Land		-	2,500,000.00	2,500,000.00	-
12020904	Rent of Plots & Sites Services Programme		-	1,000,000.00	1,000,000.00	-
12020906	Rent on Government Properties		76,482,750.00	101,000,000.00	24,517,250.00	70,000,000.00
	TOTAL		76,482,750.00	124,500,000.00	48,017,250.00	70,000,000.00

3.7	REPAYMENTS - GENERAL	Ref. Note	2025			2024
			ACTUAL	BUDGET	VARIANCE	ACTUAL
12021009	Motor Vehicle Refurbishing Loan	O	-	40,000,000.00	40,000,000.00	231,095,158.33
12021011	Refunds		557,834,752.86	160,150,000.00	(397,684,752.86)	107,993,892.33
12021012	Animal Traction Repayment		1,784,600.00	10,000,000.00	8,215,400.00	2,354,500.00
12021013	Furniture Loan Repayment		-	30,000,000.00	30,000,000.00	72,952,304.75
	TOTAL		559,619,352.86	240,150,000.00	(319,469,352.86)	414,395,855.41

4	INVESTMENT INCOME	Ref. Note	2025			2024
			ACTUAL	BUDGET	VARIANCE	ACTUAL
12021102	Dividend Received	P	-	100,628,000.00	100,628,000.00	-
12021103	Other Investment Income		-	-	-	-
	TOTAL		-	100,628,000.00	100,628,000.00	-

5	INTEREST EARNED	Ref. Note	2025			2024
			ACTUAL	BUDGET	VARIANCE	ACTUAL
12021210	Bank Interest	Q	59,450,371.81	-	(59,450,371.81)	-
	TOTAL		59,450,371.81	-	(59,450,371.81)	-



RE-IMBURSEMENT			2025			2024
		Ref. Note	ACTUAL	BUDGET	VARIANCE	ACTUAL
12021302	Audit Fees	R	200,000.00	200,000.00	-	60,000.00
	TOTAL		200,000.00	200,000.00	-	60,000.00

6	AID AND GRANTS		2025			2024
6.1	DOMESTIC GRANTS		2025			2024
		Ref. Note	ACTUAL	BUDGET	VARIANCE	ACTUAL
13020102	Capital Grants from FGN	S	53,567,486,223.07	54,169,000,000.00	601,513,776.93	23,000,000,000.00
13020105	Current Grants from Other Sources		871,436,168.94	872,000,000.00	563,831.06	1,650,000,000.00
	TOTAL		54,438,922,392.01	55,041,000,000.00	602,077,607.99	24,650,000,000.00

7	OTHER CAPITAL RECEIPTS		2025			2024
		Ref. Note	ACTUAL	BUDGET	VARIANCE	ACTUAL
14020101	Other Capital Receipts		-	-	-	17,826,272,061.62
	TOTAL		-	-	-	17,826,272,061.62

	LOANS/BORROWINGS RECEIPTS		2025			2024
	Domestic LOANS/BORROWINGS RECEIPTS	Ref. Note	ACTUAL	BUDGET	VARIANCE	ACTUAL
14030101	Domestic Loans/Borrowings from Financial Institutions		52,422,302,584.44	50,000,000,000.00	(2,422,302,584.44)	54,630,402,864.33
	TOTAL		52,422,302,584.44	50,000,000,000.00	(2,422,302,584.44)	54,630,402,864.33

	INTERNATIONAL LOANS/BORROWINGS RECEIPTS		2025			2024
		Ref. Note	ACTUAL	BUDGET	VARIANCE	ACTUAL
14030201	International Loans/Borrowings from Financial Institutions		11,060,138,536.88	15,000,000,000.00	3,939,861,463.12	30,292,438,043.26
	TOTAL		11,060,138,536.88	15,000,000,000.00	3,939,861,463.12	30,292,438,043.26



10.2	SALARYS AND WAGES BY MDA'S					
Admin Code	Description	Ref.Note	Actual 2025	Budget	Variance	Actual 2024
010000000000	ADMINISTRATION SECTOR					
011100100100	Government House		450,588,255.07	450,589,000.00	744.93	321,152,059.31
011101000100	Bureau for Public Procurement (BPP)		52,932,654.28	52,933,000.00	345.72	31,113,353.05
011200300100	House of Assembly		456,126,955.88	456,127,000.00	44.12	307,439,956.34
011200400100	House of Assembly Service Commission		98,911,868.01	98,912,000.00	131.99	58,102,697.43
012300100100	Ministry of Home Affairs, Information & Culture		162,658,263.75	162,659,000.00	736.25	113,701,041.06
012300300100	Yobe State Television (Ytv)		206,925,830.56	206,926,000.00	169.44	142,635,741.01
012300400100	Yobe Broadcasting Corporation (YBC)		197,100,885.48	197,101,000.00	114.52	140,357,188.48
012301300100	Yobe State Printing Corporation		39,859,388.29	39,860,000.00	611.71	30,539,638.77
012305700100	Yobe State Council for Arts & Culture		91,734,424.75	91,735,000.00	575.25	62,980,181.08
012500100100	Office of the Head of Civil Service		1,808,658,364.37	1,808,659,000.00	635.63	778,895,394.73
014000100100	Office of the State Auditor-General		162,915,252.38	162,916,000.00	747.62	87,339,003.96
014000200100	Office of the LG Auditor-General		144,862,816.87	144,863,000.00	183.13	74,556,668.86
014000300100	Audit Service Board		40,114,207.12	40,115,000.00	792.88	52,751,582.81
014400100100	Ministry of Humanitarian Affairs & Disaster Management		65,823,416.55	65,824,000.00	583.45	38,844,217.33
014700100100	Civil Service Commission		129,347,348.40	129,348,000.00	651.60	99,074,328.26
014800100100	State Independent Electoral Commission (SIEC)		24,923,018.75	24,924,000.00	981.25	35,056,525.96
014900100100	Local Government Service Commission		99,735,852.55	99,736,000.00	147.45	70,716,732.56
014903500100	Local Government Pension Board		50,584,998.14	50,585,000.00	1.86	33,624,700.59
016100100100	Office of the Secretary to the State Government		3,734,249,845.33	3,734,973,000.00	723,154.67	765,334,182.26



10.2	SALARYS AND WAGES BY MDA'S					
Admin Code	Description	Ref.Note	Actual 2025	Budget	Variance	Actual 2024
010000000000	ADMINISTRATION SECTOR					
016103700100	Yobe State Pilgrims' Commission		65,226,852.07	65,227,000.00	147.93	55,167,661.12
016200100100	Ministry of Religious Affairs		130,902,933.77	132,639,000.00	1,736,066.23	102,607,253.40
016200100200	Yobe Mosque & Islamic Centre		172,933,330.00	172,934,000.00	670.00	58,050,000.00
	Total Administrative Sector		8,387,116,762.37	8,389,585,000.00	2,468,237.63	3,460,040,108.37
020000000000	ECONOMIC SECTOR					
021500100100	Ministry of Agriculture & Natural Resources		2,474,130,122.17	2,474,131,000.00	877.83	1,921,026,887.65
021510200100	Agricultural Development Programme (ADP)		265,478,353.17	265,479,000.00	646.83	180,981,863.88
022000100100	Ministry of Finance & Economic Development		909,526,860.75	909,527,000.00	139.25	613,891,170.86
022000100300	Miscellaneous Expenses		-	-		
022000100400	Consolidated Revenue Fund Charges		115,210,076.24	115,211,000.00	923.76	99,745,623.82
022000800100	Yobe Internal Revenue Service (YIRS)		221,416,396.44	222,634,000.00	1,217,603.56	150,841,285.30
022200100100	Ministry of Commerce, Industry & Tourism		250,718,503.95	250,719,000.00	496.05	184,552,668.99
022205100100	Small & Medium Scale Industries Credit Board		34,778,367.64	34,779,000.00	632.36	24,102,076.93
022205200100	Yobe State Hotels Board		50,092,752.43	50,093,000.00	247.57	31,176,681.11
022206100100	Pre-Stress Concrete Pole Industry		-	-	-	750,000.00
022700100100	Ministry of Wealth Creation, Empowerment & Employment Generation		32,974,697.87	32,975,000.00	302.13	27,260,991.80
022900100100	Ministry of Transport and Energy		353,582,132.52	353,583,000.00	867.48	176,790,064.03
022900300100	Rural Electrification Board (Reb)		343,115,002.80	343,116,000.00	997.20	223,798,366.45



10.2	SALARYS AND WAGES BY MDA'S					
Admin Code	Description	Ref.Note	Actual 2025	Budget	Variance	Actual 2024
020000000000	ECONOMIC SECTOR					
022905500100	Yobe Road Traffic Agency (YOROTA)		-	-	-	750,000.00
023400100100	Ministry of Works		569,145,652.05	569,146,000.00	347.95	343,534,557.57
023800100100	Ministry of Budget & Economic Planning		206,033,587.99	206,034,000.00	412.01	139,456,149.53
025000100100	Fiscal Responsibility Board (FRB)		54,493,209.77	54,494,000.00	790.23	37,959,279.39
025200100100	Ministry of Water Resources		108,837,738.09	108,838,000.00	261.91	81,697,845.59
025210200100	Yobe State Water Corporation		578,994,764.72	578,995,000.00	235.28	376,035,361.14
025210300100	Rural Water Supply & Sanitation Agency (RUWASA)		194,982,904.31	194,983,000.00	95.69	137,112,868.40
025300100100	Ministry of Housing & Urban Development		240,719,239.11	240,720,000.00	760.89	159,942,158.49
025300700100	Fire and Rescue Service		290,244,615.22	290,245,000.00	384.78	190,754,202.83
025301000100	Housing & Property Development Corporation		83,107,926.55	83,628,000.00	520,073.45	51,896,428.06
026000300100	Yobe Geographic Information Service (YOGIS)		415,308,586.47	415,309,000.00	413.53	271,269,176.82
	Total Economic Sector		7,792,891,490.26	7,794,639,000.00	1,747,509.74	5,425,325,708.64
030000000000	LAW & JUSTICE SECTOR					
031801100100	Judicial Service Commission		70,022,196.45	70,023,000.00	803.55	38,140,687.56
031805100100	High Court of Justice		970,290,078.62	970,291,000.00	921.38	635,356,199.66
031805200100	Sharia Court Division		511,848,146.29	511,849,000.00	853.71	332,200,671.54
031805300100	Sharia Court of Appeal		342,357,912.24	342,358,000.00	87.76	231,678,778.42
032600100100	Ministry of Justice		657,354,180.60	657,355,000.00	819.40	385,475,856.68
032600100200	Prerogative of Mercy		18,233,364.12	18,234,000.00	635.88	9,638,712.82
	Total Law & Justice Sector		2,570,105,878.32	2,570,110,000.00	4,121.68	1,632,490,906.68



10.2	SALARYS AND WAGES BY MDA'S					
Admin Code	Description	Ref.Note	Actual 2025	Budget	Variance	Actual 2024
05000000000	SOCIAL SECTOR					
051300100100	Ministry of Youth, Sports, Social & Community Development		556,429,465.89	556,430,000.00	534.11	343,714,908.09
051300100200	Yobe State Sports Council		185,778,494.01	186,322,000.00	543,505.99	144,209,498.83
051300100300	Yobe Desert Star		87,840,000.00	87,840,000.00	-	87,840,000.00
051400100100	Ministry of Women Affairs		184,838,845.08	184,839,000.00	154.92	117,277,366.58
051700100100	Ministry of Basic & Secondary Education		171,757,298.47	171,758,000.00	701.53	120,282,667.37
051700300100	State Universal Basic Education Board (SUBEB)		2,090,712,639.52	2,090,713,000.00	360.48	1,284,264,382.45
051700800100	Yobe State Library Board		147,500,535.29	147,501,000.00	464.71	99,383,578.53
051701000100	Agency for Mass Education		493,624,818.68	493,625,000.00	181.32	322,935,565.38
051703100100	Arabic & Islamic Education Board		63,918,892.37	63,919,000.00	107.63	45,424,734.22
051705400100	Yobe State Teaching Service Board		5,879,419,042.03	5,879,420,000.00	957.97	3,567,998,345.25
051705500100	Yobe State Science & Technical Schools Board		2,494,967,043.26	2,494,968,000.00	956.74	1,525,057,328.83
052100100100	Ministry of Health & Human Services		2,263,195,753.60	2,263,196,000.00	246.40	1,326,847,972.86
052100200100	Yobe State Contributory Healthcare Management Agency		-	-	-	750,000.00
052100300100	Yobe State Primary Health Care Management Board		1,167,706,849.69	1,167,707,000.00	150.31	745,763,314.98
052102600100	Yobe State University Teaching Hospital		2,988,307,035.36	2,988,308,000.00	964.64	1,793,853,250.95
052110200100	Hospital Management Board		9,479,666,633.10	9,479,690,000.00	23,366.90	5,884,187,995.11
052110400100	Shehu Sule College of Nursing & Midwifery		514,038,612.77	514,039,000.00	387.23	405,713,598.76



10.2	SALARYS AND WAGES BY MDA'S					
Admin Code	Description	Ref.Note	Actual 2025	Budget	Variance	Actual 2024
05000000000	SOCIAL SECTOR					
052110500100	Healthcare Facilities Inspection & Monitoring Agency		-	-	-	750,000.00
052110600100	College of Health Sciences & Technology, Nguru		269,532,627.28	269,533,000.00	372.72	188,331,973.72
052111300100	Yobe State Drugs and Medical Consumables Management Agency		-	953,000.00	953,000.00	-
052111500100	Yobe Emergency Medical Ambulance Services		-	-	-	750,000.00
053500100100	Ministry of Environment		956,945,364.45	956,946,000.00	635.55	744,217,002.68
053501600100	Yobe State Environmental Protection Agency (YOSEPA)		683,052,492.61	683,053,000.00	507.39	478,300,286.14
053505600100	North East Arid Zone Development Programme		51,648,108.00	51,649,000.00	892.00	51,648,108.00
055100100100	Ministry for Local Government & Chieftaincy Affairs		106,330,246.25	106,331,000.00	753.75	71,410,475.23
055100200100	Emirate Council		594,806,086.20	594,807,000.00	913.80	426,146,586.24
056300100100	Ministry of Higher Education, Science & Technology		76,127,366.56	76,128,000.00	633.44	46,371,891.35
056301800100	Mai Idriss Aloomo Polytechnic, Geidam		764,250,551.45	764,251,000.00	448.55	489,003,984.05
056302100100	Yobe State University		5,212,839,075.82	5,212,840,000.00	924.18	3,899,860,511.84
056305600100	Yobe State Scholarship Board		59,249,178.00	60,522,000.00	1,272,822.00	38,525,556.73
056306500100	Umar Suleiman College of Education, Gashua		1,747,025,349.46	1,747,026,000.00	650.54	1,339,940,023.15



10.2	SALARYS AND WAGES BY MDA'S					
Admin Code	Description	Ref.Note	Actual 2025	Budget	Variance	Actual 2024
050000000000	SOCIAL SECTOR					
056306600100	College of Administration, Management & Technology (CAMTech), Potiskum		1,287,931,312.89	1,287,932,000.00	687.11	848,398,408.01
056306700100	College of Agriculture, Science & Technology (COAST), Gujba		883,950,546.29	883,951,000.00	453.71	657,233,334.00
056306800100	College of Education & Legal Studies (COELS), Nguru		841,865,860.39	841,866,000.00	139.61	659,424,645.00
	Total Social Sector		42,305,256,124.77	42,308,063,000.00	2,806,875.23	27,755,817,294.33
	Total Salarys and Wages		61,055,370,255.72	61,062,397,000.00	7,026,744.28	38,273,674,018.02

30.2	Details of Total Capital Expenditures (According to Sectors)					
Economic Code	Economic	Ref.Note	Actual 2025	Approved Budget	Variance	Actual 2024
	Sustainable Development Goals (SDG)					
32010214	Boreholes & Other Water Facilities		-	0.00	0.00	46,462,200.00
	Sub-Total		-	-	-	46,462,200.00
	House of Assembly					
32010101	Construction/Provision of Office Building		54,289,000.00	54,289,000.00	0.00	-
32010107	Rehab./Repairs of Office Building		37,300,000.00	37,300,000.00	0.00	295,413,485.78
32010214	Boreholes & Other Water Facilities		-	0.00	0.00	28,875,000.00
32010405	Motor Vehicles		-	24,670,000.00	24,670,000.00	-
32010406	Tricycles		-	24,670,000.00	24,670,000.00	7,603,000.00
	Sub-Total		91,589,000.00	116,259,000.00	49,340,000.00	331,891,485.78
	Ministry of Home Affairs, Information & Culture					
32010306	Purchase of Broadcast & Communication Equipment		-	0.00	0.00	63,312,884.98



30.2	Details of Total Capital Expenditures (According to Sectors)					
Economic Code		Ref.Note	Actual 2025	Approved Budget	Variance	Actual 2024
32030109	Research & Development		-	0.00	0.00	117,657,000.00
	Sub-Total		-	-	-	180,969,884.98
	Yobe State Television (Ytv)					
32010306	Purchase of Broadcast & Communication Equipment		-	0.00	0.00	14,300,000.00
	Sub-Total		-	-	-	14,300,000.00
	Office of the Head of Civil Service					
32010101	Construction/Provision of Office Building		1,397,670,308.02	1,397,671,000.00	691.98	1,861,933,545.69
32010107	Rehab./Repairs of Office Building		3,575,498,998.26	3,575,499,000.00	1.74	846,449,783.27
32010129	Tree Planting/Landscaping		216,278,970.15	216,279,000.00	29.85	-
32010501	Purchase of Computers		44,270,000.00	44,270,000.00	0.00	-
32010601	Purchase of Chairs		137,329,481.30	137,330,000.00	518.70	1,264,158,897.00
32010602	Purchase of Tables		342,608,218.75	342,609,000.00	781.25	484,749,372.00
	Sub-Total		5,713,655,976.48	5,713,658,000.00	2,023.52	4,457,291,597.96
	Office of the State Auditor-General					
32030109	Research & Development		-	0.00	0.00	12,835,000.00
	Sub-Total		-	-	-	12,835,000.00
	Office of the LG Auditor-General					
32010107	Rehab./Repairs of Office Building		7,680,000.00	7,680,000.00	0.00	-
32010501	Purchase of Computers		9,950,000.00	10,000,000.00	50,000.00	-
32030109	Research & Development		2,997,462.30	2,998,000.00	537.70	-
	Sub-Total		20,627,462.30	20,678,000.00	50,537.70	-
	Audit Service Board					
32010207	Electricity Transmission Network		17,565,000.00	17,565,000.00	0.00	-
32030109	Research & Development		-	500,000.00	500,000.00	-
	Sub-Total		17,565,000.00	18,065,000.00	500,000.00	-
	Ministry of Humanitarian Affairs & Disaster Management					
32010199	Construction Of Other Buildings		27,678,205.37	27,679,000.00	794.63	-
32010502	Printers		-	500,000.00	500,000.00	-



30.2 Details of Total Capital Expenditures (According to Sectors)						
Economic Code		Ref.Note	Actual 2025	Approved Budget	Variance	Actual 2024
32030122	Grant to Communities/Private Institutions/Vulnerable		96,588,400.00	96,589,000.00	600.00	1,779,063,085.00
	Sub-Total		124,266,605.37	124,768,000.00	501,394.63	1,779,063,085.00
	Office of the Secretary to the State Government					
32010101	Construction/Provision of Office Building		246,908,506.13	246,909,000.00	493.87	134,053,206.00
32010102	Construction/Provision of Residential Building		3,625,975,026.86	3,625,976,000.00	973.14	2,628,033,534.17
32010108	Rehab./Repairs of Residential Building		1,513,985,106.00	1,513,986,000.00	894.00	510,683,968.23
32010129	Tree Planting/Landscaping		-	0.00	0.00	60,709,047.03
32010218	Rehab./Repairs of Electricity		-	0.00	0.00	37,100,000.00
32010405	Purchase of Motor Vehicles		7,333,997,392.50	7,333,998,000.00	607.50	6,088,281,464.92
32010501	Purchase of Computers		-	0.00	0.00	6,000,000.00
32010601	Purchase of Chairs		162,042,000.00	162,042,000.00	0.00	128,326,178.38
32010602	Purchase of Tables		70,000,000.00	70,000,000.00	0.00	279,001,474.12
32030122	Grant to Communities/Private Institutions/Small-Scale Farmers for Capital Project		3,038,407,257.09	3,038,408,000.00	742.91	4,684,974,700.90
	Sub-Total		15,991,315,288.58	15,991,319,000.00	3,711.42	14,557,163,573.75
	Yobe State AIDS Control Agency					
32010502	Printers		-	1,000,000.00	1,000,000.00	-
32010505	Photocopiers		-	1,000,000.00	1,000,000.00	-
	Sub-Total		-	2,000,000.00	2,000,000.00	-
	Ministry of Religious Affairs					
32030122	Grant to Communities/Private Institutions/Small-Scale Farmers for Capital Project		381,722,553.63	381,723,000.00	446.37	-
32030109	Research and Development		-			9,850,000.00
	Sub-Total		381,722,553.63	381,723,000.00	446.37	9,850,000.00



30.2	Details of Total Capital Expenditures (According to Sectors)					
Economic Code		Ref.Note	Actual 2025	Approved Budget	Variance	Actual 2024
	Ministry of Agriculture & Natural					
32010101	Construction/Provision of Office Building		-	0.00	0.00	192,985,846.76
32010102	Construction/Provision of Residential Building		-	0.00	0.00	24,622,850.00
32010105	Construction/Provision of School Building		-	0.00	0.00	23,620,122.17
32010106	Construction/Provision of Hospital/Health Centres		-	0.00	0.00	29,693,065.00
32010107	Rehab./Repairs of Office Building		215,910,225.82	215,911,000.00	774.18	829,461,423.07
32010117	Construction of Mosque/Church		-	0.00	0.00	31,782,704.37
32010119	Construction of Wall Fencing		-	0.00	0.00	84,693,196.68
32010130	Dairy and Artificial Insemination		-	0.00	0.00	176,966,642.69
32010132	Construction of Markets/Parks		-	0.00	0.00	10,174,575.00
32010133	Construction of Warehouse and Shops		-	0.00	0.00	35,309,414.41
32010134	Fish Pond and Aquaculture		-	0.00	0.00	14,803,306.00
32010199	Construction of Other Building		13,017,547.94	13,018,000.00	452.06	37,279,916.72
32010206	Purchase of Security Equipments		-	0.00	0.00	59,577,000.00
32010207	Electricity Transmission Network		-	0.00	0.00	17,867,950.00
32010210	Construction of Dams		347,104,155.75	347,105,000.00	844.25	22,333,897.00
32010214	Boreholes & Other Water Facilities		12,000,000.00	12,000,000.00	0.00	1,696,650,000.00
32010220	Rehab./Repairs of Water Facilities		-	0.00	0.00	22,771,500.00
32010307	Purchase of Agricultural Equipment		656,795,365.00	657,500,000.00	704,635.00	6,230,610,000.00
32010309	Purchase of Water Supply Equipment		3,333,960,000.00	3,333,960,000.00	0.00	1,674,900,000.00
32010405	Purchase of Motor Vehicle					516,000,000.00
32010406	Tricycles					9.00
32010407	Purchase of Motor Cycles					340,000,000.00
32010322	Purchase of Spare Parts and Tools		33,962,000.00	33,962,000.00	0.00	-
32010501	Purchase of Computers		-	500,000.00	500,000.00	59,158,200.00
32010601	Purchase of Chairs		-	0.00	0.00	18,100,000.00



30.2 Details of Total Capital Expenditures (According to Sectors)						
Economic Code		Ref.Note	Actual 2025	Approved Budget	Variance	Actual 2024
32010602	Purchase of Tables		-	0.00	0.00	5,000,000.00
32010603	Purchase of Safes/File		-	0.00	0.00	5,000,000.00
32010606	Purchase of Air-Conditioner		-	0.00	0.00	5,000,000.00
32010904	Laboratory/Medical Equipment		-	0.00	0.00	138,135,000.00
32030122	Grant to Communities/Private Institutions/Small-Scale Farmers for Capital Project		81,459,000.00	81,459,000.00	0.00	9,910,251,348.00
	Sub-Total		4,694,208,294.51	4,695,415,000.00	1,206,705.49	22,212,747,966.87
	Ministry of Finance & Economic Development					
32010107	Rehab./Repairs of Office Building		158,661,059.41	158,662,000.00	940.59	80,331,554.00
32010207	Electricity Transmission Network		51,008,750.00	52,000,000.00	991,250.00	-
32010601	Purchase of Chairs		-	0.00	0.00	35,000,000.00
32010602	Purchase of Tables		23,415,500.00	24,000,000.00	584,500.00	35,000,000.00
32010606	Purchase of Air-Conditioner		11,752,975.00	11,753,000.00	25.00	15,000,000.00
	Sub-Total		244,838,284.41	246,415,000.00	1,576,715.59	165,331,554.00
	Yobe Internal Revenue Service (YIRS)					
32010405	Purchase of Motor Vehicles		89,498,750.00	89,499,000.00	250.00	-
32010601	Purchase of Chairs		199,281,887.05	199,282,000.00	112.95	-
	Sub-Total		288,780,637.05	288,781,000.00	362.95	-
	Ministry of Commerce, Industry & Tourism					
32010101	Construction/Provision of Office Building		62,347,349.47	62,348,000.00	650.53	100,000,000.00
32010107	Rehab./Repairs of Office Building		1,776,018,335.94	1,776,019,000.00	664.06	17,770,000.00
32010132	Construction of Markets/Parks		22,189,432,308.65	22,189,433,000.00	691.35	14,730,151,546.70
32010302	Purchase of Industrial Equipment		2,183,382,306.25	2,183,383,000.00	693.75	1,292,111,000.00
	Sub-Total		26,211,180,300.31	26,211,183,000.00	2,699.69	16,140,032,546.70



30.2 Details of Total Capital Expenditures (According to Sectors)						
Economic Code		Ref.Note	Actual 2025	Approved Budget	Variance	Actual 2024
	Yobe State Agency for Public Private Partnership & Investment Promotion					
32010505	Purchase of Photocopiers		-	1,000,000.00	1,000,000.00	-
32030109	Research & Development		11,720,000.00	11,720,000.00	0.00	-
32030122	Grant to Communities/Private Institutions/Small-Scale Farmers for Capital Project		199,500,000.00	199,500,000.00	0.00	-
	Sub-Total		211,220,000.00	212,220,000.00	1,000,000.00	-
	Small & Medium Scale Industries Credit Board					
32010302	Purchase of Industrial Equipment		125,000,000.00	125,000,000.00	0.00	2,016,957,486.86
32010322	Purchase of Spare Parts and Tools		-	500,000.00	500,000.00	-
32010501	Purchase of Computers		-	1,000,000.00	1,000,000.00	-
32010606	Purchase of Air-Conditioner		-	1,000,000.00	1,000,000.00	-
	Sub-Total		125,000,000.00	127,500,000.00	2,500,000.00	2,016,957,486.86
	Yobe State Hotels Board					
32010108	Rehab./Repairs of Residential Building		6,000,000.00	6,000,000.00	0.00	6,000,000.00
32010114	Construction of Toilet		-	500,000.00	500,000.00	-
32010129	Tree Planting/Landscaping		-	1,000,000.00	1,000,000.00	-
32010214	Boreholes & Other Water Facilities		-	500,000.00	500,000.00	-
32010318	Rehab./Repairs of Power Generating Plants		-	500,000.00	500,000.00	-
32010399	Alternative Energy		-	1,000,000.00	1,000,000.00	-
32010606	Purchase of Air-Conditioner		-	1,000,000.00	1,000,000.00	-
	Sub-Total		6,000,000.00	10,500,000.00	4,500,000.00	6,000,000.00
	Pre-Stress Concrete Pole Industry					
32010107	Rehab./Repairs of Office Building		-	0.00	0.00	10,000,000.00
32010322	Purchase of Spare Parts and Tools		-	223,000.00	223,000.00	-
	Sub-Total		-	223,000.00	223,000.00	10,000,000.00



30.2	Details of Total Capital Expenditures (According to Sectors)					
Economic Code		Ref.Note	Actual 2025	Approved Budget	Variance	Actual 2024
	Ministry of Wealth Creation, Empowerment & Employment Generation					
32010222	Construction/Provision of ICT Infrastructures		-	0.00	0.00	4,500,000.00
32010307	Purchase of Agricultural Equipment		-	0.00	0.00	48,822,952.05
32030122	Grant to Communities/Private Institutions/Small-Scale Farmers for Capital Project		1,498,296,416.84	1,498,297,000.00	583.16	2,341,398,832.52
	Sub-Total		1,498,296,416.84	1,498,297,000.00	583.16	2,394,721,784.57
	Information Technology Development Agency (YITDA)					
32010306	Purchase of Broadcast & Communication Equipment		689,934,500.00	689,935,000.00	500.00	119,752,850.00
	Sub-Total		689,934,500.00	689,935,000.00	500.00	119,752,850.00
	Ministry of Transport and Energy					
32010203	Construction of Airports		1,637,717,654.18	1,778,927,000.00	141,209,345.82	1,656,404,208.08
32010207	Electricity Transmission Network		2,483,223,942.50	2,484,000,000.00	776,057.50	4,780,667,447.03
32010218	Rehab./Repairs of Electricity		-	0.00	0.00	1,027,790,323.00
32010299	Construction/Provision of Other Infrastructures		50,076,000.00	50,076,000.00	0.00	24,650,000.00
32010306	Purchase of Broadcast & Communication Equipments		-			-
32010405	Purchase of Motor Vehicles		-	0.00	0.00	464,000,000.00
	Sub-Total		4,171,017,596.68	4,313,003,000.00	141,985,403.32	7,953,511,978.11
	Rural Electrification Board (REB)					
32010207	Electricity Transmission Network		10,608,512,440.00	10,749,923,000.00	141,410,560.00	9,932,680,282.00
32010304	Purchase of Power Plants		549,600,500.00	549,601,000.00	500.00	469,630,000.00
32010305	Purchase of Power Generating Sets		881,656,250.00	881,657,000.00	750.00	958,062,500.00
	Sub-Total		12,039,769,190.00	12,181,181,000.00	141,411,810.00	11,360,372,782.00



30.2	Details of Total Capital Expenditures (According to Sectors)					
Economic Code		Ref.Note	Actual 2025	Approved Budget	Variance	Actual 2024
	Ministry of Works					
32010202	Construction of Roads & Bridges		61,198,470,159.56	61,198,471,000.00	840.44	28,216,043,697.48
32010209	Construction of Sewage/Drainage & Culverts		12,655,786.89	12,656,000.00	213.11	280,378,032.19
32010221	Rehab./Repairs of Roads		2,963,701,920.26	2,963,702,000.00	79.74	6,042,463,159.72
32010299	Construction/Provision of other Infrastructures		-	0.00		441,193,624.80
32010301	Purchase of Trucks/Tankers/Tractors/Bull Dozers/Rigs etc.		396,000,000.00	396,000,000.00	0.00	-
	Sub-Total		64,570,827,866.71	64,570,829,000.00	1,133.29	34,980,078,514.19
	Yobe Road Maintenance Agency (YORMA)					
32010221	Rehab./Repairs of Roads		8,092,926,482.38	8,227,253,000.00	134,326,517.62	5,621,529,545.16
32010301	Purchase of Trucks/Tankers/ Tractors/Bull Dozers/Rigs etc.		-	0.00	0.00	253,267,162.05
	Sub-Total		8,092,926,482.38	8,227,253,000.00	134,326,517.62	5,874,796,707.21
	Ministry of Budget & Economic Planning					
32010501	Purchase of Computers		-	0.00	0.00	32,500,000.00
32030122	Grant to Communities/Private Institutions/Small-Scale Farmers for Capital Project		2,388,360,000.00	2,388,360,000.00	0.00	2,501,143,143.95
	Sub-Total		2,388,360,000.00	2,388,360,000.00	-	2,533,643,143.95
	Fiscal Responsibility Board (FRB)					
32010508	Purchase of Projectors		-	350,000.00	350,000.00	-
	Sub-Total		-	350,000.00	350,000.00	-
	Ministry of Water Resources					
32010210	Construction of Dams		138,995,000.00	140,000,000.00	1,005,000.00	-
32010214	Boreholes & Other Water Facilities		1,049,918,998.81	1,049,919,000.00	1.19	1,121,448,472.62
32010220	Rehab./Repairs of Water Facilities		6,809,000.00	6,809,000.00	0.00	19,740,000.00
	Sub-Total		1,195,722,998.81	1,196,728,000.00	1,005,001.19	1,141,188,472.62



30.2	Details of Total Capital Expenditures (According to Sectors)					
Economic Code		Ref.Note	Actual 2025	Approved Budget	Variance	Actual 2024
	Yobe State Water Corporation					
32010214	Boreholes & Other Water Facilities		316,246,801.75	316,247,000.00	198.25	2,262,147,810.66
32010220	Rehab./Repairs of Water Facilities		19,139,000.00	19,139,000.00	0.00	358,488,000.00
32010301	Purchase of Trucks/Tankers/ Tractors/Bull Dozers/Rigs etc.		40,372,500.00	40,373,000.00	500.00	80,594,975.00
32010305	Purchase of Power Generating Sets		-	0.00	0.00	65,870,000.00
32010309	Purchase of Water Supply Equipment		-	0.00	0.00	290,257,500.00
32010406	Purchase of Tricycles		-	0.00	0.00	4,920,000.00
	Sub-Total		375,758,301.75	375,759,000.00	698.25	3,062,278,285.66
	Rural Water Supply & Sanitation Agency (RUWASA)					
32010214	Boreholes & Other Water Facilities		1,125,489,000.00	1,125,489,000.00	0.00	3,107,799,778.08
32010220	Rehab./Repairs of Water Facilities		248,912,917.00	248,913,000.00	83.00	25,287,600.00
32010601	Purchase of Chairs		-	100,000.00	100,000.00	-
32010602	Purchase of Tables		-	100,000.00	100,000.00	-
32010603	Purchase of Safes/File Cabinets/Cupboards		-	50,000.00	50,000.00	-
	Sub-Total		1,374,401,917.00	1,374,652,000.00	250,083.00	3,133,087,378.08
	Ministry of Housing & Urban Development					
32010101	Construction/Provision of Office Building		-	0.00	0.00	537,172,222.05
32010108	Rehab./Repairs of Residential Building		677,663,039.89	690,946,000.00	13,282,960.11	207,635,626.23
32010113	Acquisition of Residential Building		1,794,784,432.43	2,034,573,000.00	239,788,567.57	-
32010117	Construction of Mosque/Church		188,685,342.42	188,686,000.00	657.58	-
32010199	Construction of Other Building		2,794,233,664.21	2,794,234,000.00	335.79	844,214,428.86
32010299	Construction/Provision of Other Infrastructures		836,539,364.66	836,540,000.00	635.34	-
32010322	Spare Parts and Tools		-	0.00	0.00	38,000,000.00
32030109	Research and Development		-	0.00	0.00	30,000,000.00
	Sub-Total		6,291,905,843.61	6,544,979,000.00	253,073,156.39	1,657,022,277.14



30.2 Details of Total Capital Expenditures (According to Sectors)						
Economic Code		Ref.Note	Actual 2025	Approved Budget	Variance	Actual 2024
	Fire and Rescue Service					
32010312	Purchase of Fire Fighting Equipment		-	0.00	0.00	92,100,925.00
	Sub-Total		-	-	-	92,100,925.00
	Housing & Property Development Corporation					
32010102	Construction/Provision of Residential Building		-	0.00	0.00	9,594,131.04
	Sub-Total		-	-	-	9,594,131.04
	Yobe Geographic Information Service (YOGIS)					
32010111	Acquisition of Land		1,118,595,740.91	1,118,596,000.00	259.09	459,999,555.07
32010308	Purchase of Surveying Equipment		-	0.00	0.00	151,245,000.00
32030119	Maps, Survey and Design		1,448,986,093.27	1,448,987,000.00	906.73	63,862,764.00
	Sub-Total		2,567,581,834.18	2,567,583,000.00	1,165.82	675,107,319.07
	Pilot Livestock					
32010214	Boreholes & Other Water Facilities		-	500,000.00	500,000.00	-
	Sub-Total		-	500,000.00	500,000.00	-
	High Court of Justice					
32010101	Construction/Provision of Office Building		150,000,000.00	150,000,000.00	0.00	50,000,000.00
32010102	Construction/Provision of Residential Building		50,000,000.00	50,000,000.00	0.00	50,000,000.00
32010107	Rehab./Repairs of Office Building		20,000,000.00	20,000,000.00	0.00	100,000,000.00
	Sub-Total		220,000,000.00	220,000,000.00	-	200,000,000.00
	Sharia Court of Appeal					
32010101	Construction/Provision of Office Building		100,000,000.00	100,000,000.00	0.00	7,000,000.00
32010102	Construction/Provision of Residential Building		100,000,000.00	100,000,000.00	0.00	-



30.2 Details of Total Capital Expenditures (According to Sectors)						
Economic Code		Ref.Note	Actual 2025	Approved Budget	Variance	Actual 2024
32010107	Rehab./Repairs of Office Building		50,000,000.00	50,000,000.00	0.00	120,000,000.00
32010112	Acquisition of Office Building		-	0.00	0.00	20,000,000.00
32010116	Construction of Car Porch/Shed		-	0.00	0.00	3,000,000.00
32010305	Purchase of Power Generating Sets		-	0.00	0.00	20,000,000.00
32010501	Purchase of Computers		-	0.00	0.00	4,000,000.00
32010601	Purchase of Chairs		-	0.00	0.00	10,000,000.00
32010602	Purchase of Tables		-	0.00	0.00	5,000,000.00
32010604	Purchase of Television Sets		-	0.00	0.00	5,000,000.00
32010606	Purchase of Air-Conditioner		-	0.00	0.00	3,000,000.00
32010612	Purchase of Rugs and Carpets		-	0.00	0.00	3,000,000.00
	Sub-Total		250,000,000.00	250,000,000.00	-	200,000,000.00
	Ministry of Youth, Sports, Social & Community Development					
32010101	Construction/Provision of Office Building		-	0.00	0.00	125,514,074.17
32010107	Rehab./Repairs of Office Building		9,654,928.78	9,655,000.00	71.22	102,370,615.57
32010121	Construction/Provision of Sporting & Gaming Facilities		2,199,087,712.03	2,199,088,000.00	287.97	-
32010122	Rehab./Repairs of Sporting & Gaming Facilities		5,200,501,325.51	5,200,502,000.00	674.49	-
32010310	Purchase of Sporting & Gaming Equipment		248,997,000.00	248,997,000.00	0.00	108,540,000.00
	Sub-Total		7,658,240,966.32	7,658,242,000.00	1,033.68	336,424,689.74
	Ministry of Women Affairs					
32010101	Construction/Provision of Office Building		139,730,465.00	139,731,000.00	535.00	-
32010207	Electricity Transmission Network		35,174,000.00	35,174,000.00	0.00	-
32030122	Grant to Communities/Private Institutions/Small-Scale Farmers for Capital Project		398,535,000.00	398,535,000.00	0.00	37,560,000.00
	Sub-Total		573,439,465.00	573,440,000.00	535.00	37,560,000.00



30.2	Details of Total Capital Expenditures (According to Sectors)					
Economic Code		Ref.Note	Actual 2025	Approved Budget	Variance	Actual 2024
	Ministry of Basic & Secondary					
32010105	Construction/Provision of School Building		163,017,632.81	163,018,000.00	367.19	517,054,957.85
32010109	Rehab./Repairs of School Building		100,451,643.56	100,452,000.00	356.44	971,101,351.95
32010310	Purchase of Sporting & Gaming Equipment		-	0.00	0.00	95,395,500.00
32010317	Purchase of Teaching & Learning Equipment		111,212,914.16	111,213,000.00	85.84	-
32010601	Purchase of Chairs		-	0.00	0.00	44,000,000.00
32010613	Purchase of Desks		195,000,000.00	195,000,000.00	0.00	38,718,875.00
32010904	Laboratory/Medical Equipment		-	0.00	0.00	69,297,135.00
32030109	Research & Development		44,600,000.00	44,600,000.00	0.00	23,930,976.00
32030123	Grant to Tsangaya/Almajiri School Capital Project		187,344,162.05	187,345,000.00	837.95	-
	Sub-Total		801,626,352.58	801,628,000.00	1,647.42	1,759,498,795.80
	State Universal Basic Education Board (SUBEB)					
32010102	Construction/Provision of Residential Buildings		-			513,506,969.91
32010105	Construction/Provision of School Building		2,737,849,000.00	2,737,849,000.00	0.00	2,820,980,496.74
32010109	Rehab./Repairs of School Building		1,177,722,103.63	1,177,800,000.00	77,896.37	503,788,302.87
32010119	Construction of Wall Fencing		-	300,000.00	300,000.00	48,300,240.20
32010199	Construction of Other Building		-	0.00	0.00	206,485,155.00
32010214	Boreholes & Other Water Facilities		73,485,784.00	73,486,000.00	216.00	124,366,378.88
32010601	Purchase of Chairs		600,375,000.00	600,375,000.00	0.00	700,000,000.00
32010602	Tables					33,000,000.00
	Sub-Total		4,589,431,887.63	4,589,810,000.00	378,112.37	4,950,427,543.60



30.2	Details of Total Capital Expenditures (According to Sectors)					
Economic Code		Ref.Note	Actual 2025	Approved Budget	Variance	Actual 2024
	Arabic & Islamic Education Board					
32010199	Construction of Other Building		74,881,312.86	74,882,000.00	687.14	-
32010601	Purchase of Chairs		-	800,000.00	800,000.00	-
	Sub-Total		74,881,312.86	75,682,000.00	800,687.14	-
	Teaching Service Board					
32010317	Purchase of Teaching & Learning Equipment		23,425,000.00	23,425,000.00	0.00	18,500,000.00
32010601	Purchase of Chairs		25,864,500.00	25,865,000.00	500.00	-
	Sub-Total		49,289,500.00	49,290,000.00	500.00	18,500,000.00
	Science & Technical Schools Board					
32010109	Rehab./Repairs of School Building		26,000,000.00	26,000,000.00	0.00	-
	Sub-Total		26,000,000.00	26,000,000.00	-	-
	Ministry of Health & Human Services					
32010101	Construction/Provision of Office Building		-	0.00	0.00	24,858,166.22
32010106	Construction/Provision of Hospital/Health Centres		3,409,682,942.83	3,409,683,000.00	57.17	405,990,916.23
32010108	Rehab./Repairs of Residential Building		58,689,753.76	58,690,000.00	246.24	-
32010110	Rehab./Repairs of Hospital Building		100,000,000.00	100,000,000.00	0.00	-
32010904	Laboratory/Medical Equipment		2,384,851,675.07	2,384,852,000.00	324.93	688,132,309.49
	Sub-Total		5,953,224,371.66	5,953,225,000.00	628.34	1,118,981,391.94
	Yobe State Contributory Healthcare Management Agency (YSCHMA)					
32010501	Purchase of Computers		-	0.00	0.00	6,868,500.00
32010601	Purchase of Chairs		-	0.00	0.00	4,770,000.00
32010603	Purchase of Safes/File		-	0.00	0.00	2,805,000.00
32030109	Research & Development		-	0.00	0.00	14,750,000.00
32030122	Grant to Communities/Private Institutions/Small-Scale Farmers for Capital Project		6,000,000.00	6,000,000.00	0.00	-
	Sub-Total		6,000,000.00	6,000,000.00	-	29,193,500.00



30.2	Details of Total Capital Expenditures (According to Sectors)					
Economic Code		Ref.Note	Actual 2025	Approved Budget	Variance	Actual 2024
	Yobe State Primary Healthcare Board					
32010106	Construction/Provision of Hospital/Health Centres		-	0.00	0.00	60,223,453.01
32010904	Laboratory/Medical Equipment		450,000,000.00	450,000,000.00	0.00	433,773,204.00
32030122	Grant to Communities/Private Institutions/Small-Scale Farmers for Capital Project		282,041,667.00	282,042,000.00	333.00	21,406,139.55
	Sub-Total		732,041,667.00	732,042,000.00	333.00	515,402,796.56
	Yobe State University Teaching Hospital (YSUTH)					
32010106	Construction/Provision of Hospital/Health Centres		432,019,206.68	432,020,000.00	793.32	101,752,433.52
32010611	Purchase of Beds & Beddings		-	0.00	0.00	129,400,000.00
32010615	Purchase of Cushions					89,223,387.95
32010904	Laboratory/Medical Equipment		159,565,500.00	159,566,000.00	500.00	155,515,454.27
	Sub-Total		591,584,706.68	591,586,000.00	1,293.32	475,891,275.74
	Hospital Management Board (HMB)					
32010108	Rehab./Repairs of Residential Building		418,788,015.34	418,789,000.00	984.66	-
32010110	Rehab./Repairs of Hospital Building		277,606,473.12	277,607,000.00	526.88	94,052,334.89
32010609	Purchase of Ceiling Fans		-	1,000,000.00	1,000,000.00	-
32010610	Purchase of Refrigerators		-	1,000,000.00	1,000,000.00	-
	Sub-Total		696,394,488.46	698,396,000.00	2,001,511.54	94,052,334.89
	Shehu Sule College of Nursing & Midwifery, Damaturu					
32010105	Construction/Provision of School Building		247,428,513.58	247,429,000.00	486.42	200,026,665.47
32010119	Construction of Wall Fencing		24,162,608.87	24,163,000.00	391.13	73,255,142.91
32010601	Purchase of Chairs		41,000,000.00	41,000,000.00	0.00	72,669,937.98
	Sub-Total		312,591,122.45	312,592,000.00	877.55	345,951,746.36



30.2	Details of Total Capital Expenditures (According to Sectors)					
Economic Code		Ref.Note	Actual 2025	Approved Budget	Variance	Actual 2024
	Health Facilities Inspection & Monitoring Agency					
32010101	Construction/Provision of Office Building		-	0.00	0.00	5,000,000.00
32010107	Rehab./Repairs of Office Building		-	500,000.00	500,000.00	6,780,000.00
32010206	Security Installations/Equipment		-	0.00	0.00	1,070,000.00
32010399	Alternative Energy		-	0.00	0.00	3,650,000.00
32010501	Purchase of Computers		4,677,735.88	4,678,000.00	264.12	13,800,000.00
32010502	Purchase of Printers		-	0.00	0.00	5,600,000.00
32010606	Purchase of Air-Conditioner		-	0.00	0.00	300,000.00
	Sub-Total		4,677,735.88	5,178,000.00	500,264.12	36,200,000.00
	College of Health Sciences & Technology, Nguru					
32010105	Construction/Provision of School Building		152,450,000.00	152,450,000.00	0.00	63,380,622.56
32010107	Rehab./Repairs of Office Building		78,749,125.00	78,750,000.00	875.00	-
	Sub-Total		231,199,125.00	231,200,000.00	875.00	63,380,622.56
	Yobe State Drugs & Medical Consumables Management Agency					
32010133	Construction of Warehouse and Shops		73,543,067.00	73,544,000.00	933.00	-
	Sub-Total		73,543,067.00	73,544,000.00	933.00	-
	Yobe Emergency Medical Ambulance					
32010305	Purchase of Power Generating Sets		-	583,000.00	583,000.00	16,815,000.00
32010501	Purchase of Computers		-	0.00	0.00	7,000,000.00
32010604	Purchase of Television Sets		-	0.00	0.00	5,000,000.00
32010606	Purchase of Air-Conditioner		-	0.00	0.00	3,500,000.00
	Sub-Total		-	583,000.00	583,000.00	32,315,000.00



30.2	Details of Total Capital Expenditures (According to Sectors)					
Economic Code		Ref.Note	Actual 2025	Approved Budget	Variance	Actual 2024
	Ministry of Environment					
32010129	Tree Planting/Landscaping		50,900,000.00	50,900,000.00	0.00	117,187,029.36
32010219	Water Pollution Control		15,000,000.00	15,000,000.00	0.00	5,000,000.00
32010220	Rehab./Repairs of Water Facilities		-	0.00	0.00	208,293,881.23
32010225	Industrial Pollution Control		-	0.00	0.00	18,458,000.00
32010303	Purchase of Navigational Equipment		-	0.00	0.00	396,615,499.00
32010399	Alternative Energy		500,000,000.00	500,000,000.00	0.00	2,367,494,980.00
32010903	Biological Assets (Wildlife Conservation)		74,000,000.00	74,000,000.00	0.00	69,720,000.00
	Sub-Total		639,900,000.00	639,900,000.00	-	3,182,769,389.59
	Yobe State Environmental Protection Agency (YOSEPA)					
32010315	Purchase of Sanitary Equipment		25,800,000.00	25,800,000.00	0.00	-
32010322	Purchase of Spare Parts and Tools		-	0.00	0.00	7,335,000.00
	Sub-Total		25,800,000.00	25,800,000.00	-	7,335,000.00
	North East Arid Zone Development Programme (NEAZDP)					
32010107	Rehab./Repairs of Office Building		-	500,000.00	500,000.00	-
	Sub-Total		-	500,000.00	500,000.00	-
	Afforestation Programme					
32010129	Tree Planting/Landscaping		52,316,000.00	52,316,000.00	0.00	-
32010305	Purchase of Power Generating Sets		-	1,000,000.00	1,000,000.00	-
	Sub-Total		52,316,000.00	53,316,000.00	1,000,000.00	-
	Ministry for Local Government & Chieftaincy Affairs					
32010107	Rehab./Repairs of Office Building		39,044,817.00	40,000,000.00	955,183.00	-
	Sub-Total		39,044,817.00	40,000,000.00	955,183.00	-



30.2	Details of Total Capital Expenditures (According to Sectors)					
Economic Code		Ref.Note	Actual 2025	Approved Budget	Variance	Actual 2024
	Ministry of Higher Education, Science & Technology					
32010101	Construction/Provision of Office Building		-	0.00	0.00	92,590,340.70
32010105	Construction/Provision of School Building		1,145,950,402.08	1,145,951,000.00	597.92	477,673,187.82
32030109	Research & Development		-	0.00	0.00	50,670,400.00
	Sub-Total		1,145,950,402.08	1,145,951,000.00	597.92	620,933,928.52
	Mai Idriss Alooma Polytechnic, Geidam					
32010101	Construction/Provision of Office Building		371,291,797.32	371,292,000.00	202.68	354,332,915.70
	Sub-Total		371,291,797.32	371,292,000.00	202.68	354,332,915.70
	Yobe State University (YSU)					
32010105	Construction/Provision of School Building		79,999,935.88	80,000,000.00	64.12	299,905,151.33
32010121	Construction/Provision of Sporting & Gaming Facilities		-	838,000.00	838,000.00	-
32010601	Purchase of Chairs		268,457,422.62	268,458,000.00	577.38	43,178,299.77
32010904	Laboratory/Medical Equipment		158,479,426.68	158,480,000.00	573.32	-
32030109	Research & Development		157,506,000.00	157,506,000.00	0.00	64,719,000.00
	Sub-Total		664,442,785.18	665,282,000.00	839,214.82	407,802,451.10
	Yobe State Scholarship Board					
32010505	Purchase of Photocopiers		-	1,000,000.00	1,000,000.00	-
	Sub-Total		-	1,000,000.00	1,000,000.00	-
	Umar Suleiman College of Education, Gashua					
32010317	Purchase of Teaching & Learning Equipment		66,333,600.00	66,334,000.00	400.00	-
	Sub-Total		66,333,600.00	66,334,000.00	400.00	-



30.2	Details of Total Capital Expenditures (According to Sectors)					
Economic Code		Ref.Note	Actual 2025	Approved Budget	Variance	Actual 2024
	College of Administration, Management & Technology (CAMTech), Potiskum					
32010101	Construction/Provision of Office Building		100,000,000.00	100,000,000.00	0.00	-
32010107	Rehab./Repairs of Office Building		35,000,000.00	35,000,000.00	0.00	45,557,478.75
32010601	Purchase of Chairs		47,698,250.00	47,699,000.00	750.00	9,165,000.00
32010602	Purchase of Tables		-	0.00	0.00	20,000,000.00
	Sub-Total		182,698,250.00	182,699,000.00	750.00	74,722,478.75
	College of Agriculture, Science & Technology (COAST), Gujba					
32010307	Purchase of Agricultural Equipment		180,756,466.25	180,757,000.00	533.75	-
	Sub-Total		180,756,466.25	180,757,000.00	533.75	-
	College of Education & Legal Studies (COELS), Nguru					
32010105	Construction/Provision of School Building		120,767,590.23	120,768,000.00	409.77	-
32030109	Research & Development		86,027,860.00	199,257,000.00	113,229,140.00	-
	Sub-Total		206,795,450.23	320,025,000.00	113,229,549.77	0.00
	TOTAL CAPITAL EXPENDITURE		185,797,967,687.18	186,631,410,000.00	858,112,312.82	151,789,828,791.39

**YOBE STATE GOVERNMENT OF NIGERIA****REPORT ON TOTAL RECURRENT EXPENDITURE (BUDGET) PERFORMANCE FOR THE YEAR 2025**

Economic Code	Description	ACTUAL	BUDGET	VARIANCE	ACTUAL
2	EXPENDITURES	194,407,247,875.75	195,505,590,000.00	1,098,342,124.25	132,537,687,394.00
21	PERSONNEL COST	76,330,680,365.38	76,340,463,000.00	9,782,634.62	47,951,321,513.48
2101	SALARY	61,055,370,255.72	61,062,397,000.00	7,026,744.28	38,273,674,018.02
210101	SALARIES AND WAGES	61,055,370,255.72	61,062,397,000.00	7,026,744.28	38,273,674,018.02
21010101	Consolidated Salary	60,940,160,179.48	60,947,186,000.00	7,025,820.52	38,173,928,394.20
21010103	Consolidated Revenue Fund Charge- Salaries	115,210,076.24	115,211,000.00	923.76	99,745,623.82
2102	ALLOWANCES AND SOCIAL CONTRIBUTION	1,884,077,711.73	1,886,139,000.00	2,061,288.27	1,068,776,170.93
210201	ALLOWANCES	181,784,877.67	183,846,000.00	2,061,122.33	64,750,000.00
21020101	Non Regular Allowances	181,784,877.67	183,846,000.00	2,061,122.33	64,750,000.00
210202	SOCIAL CONTRIBUTIONS	1,702,292,834.06	1,702,293,000.00	165.94	1,004,026,170.93
21020201	NHIS Contribution	1,702,292,834.06	1,702,293,000.00	165.94	1,004,026,170.93
2103	SOCIAL BENEFITS	13,391,232,397.93	13,391,927,000.00	694,602.07	8,608,871,324.53
210301	SOCIAL BENEFITS	13,391,232,397.93	13,391,927,000.00	694,602.07	8,608,871,324.53
21030101	Gratuity	4,651,689,183.74	4,651,690,000.00	816.26	2,079,875,109.34
21030102	Pension	7,363,307,041.08	7,364,000,000.00	692,958.92	5,054,025,189.13
21030103	Death Benefits	1,374,173,673.11	1,374,174,000.00	326.89	480,921,658.99
21030106	Severance Gratuity	2,062,500.00	2,063,000.00	500.00	994,049,367.07
22	OTHER RECURRENT COSTS	118,076,567,510.37	119,165,127,000.00	1,088,559,489.63	84,586,365,880.52
2202	OVERHEAD COST	97,436,824,483.91	97,904,849,000.00	468,024,516.09	65,203,193,396.48
220201	TRAVEL & TRANSPORT - GENERAL	11,051,543,104.22	11,162,957,000.00	111,413,895.78	8,321,005,786.15
22020101	Local Transport & Traveling - Training	1,554,368,780.38	1,577,586,000.00	23,217,219.62	1,130,524,961.07
22020102	Local Transport and Travelling (Others)	2,839,337,945.23	2,913,907,000.00	74,569,054.77	2,264,058,951.00
22020103	International Transport & Traveling - Training	891,844,000.00	891,844,000.00	-	485,046,500.00
22020104	International Transport and Travelling (Others)	5,765,992,378.61	5,779,620,000.00	13,627,621.39	4,441,375,374.08
220202	UTILITIES GENERAL	1,004,384,769.25	1,020,550,968.00	16,166,198.75	438,428,645.09
22020201	Electricity Charges	914,990,589.25	924,797,968.00	9,807,378.75	425,316,087.09
22020203	Internet Access Charges	68,650,600.00	70,208,000.00	1,557,400.00	9,675,000.00
22020204	Satellite Broadcasting Access Charges	41,000.00	1,601,000.00	1,560,000.00	600,000.00
22020205	Water Rates & Charges	845,000.00	1,436,000.00	591,000.00	600,000.00



Economic Code	Description	ACTUAL	BUDGET	VARIANCE	ACTUAL
22020206	Sewage Charges	220,000.00	1,358,000.00	1,138,000.00	500,000.00
22020210	Software Charges/ Licence Renewal	19,637,580.00	21,150,000.00	1,512,420.00	1,737,558.00
220203	MATERIALS & SUPPLIES - GENERAL	10,689,312,813.95	10,779,285,032.00	89,972,218.05	5,581,875,402.04
22020301	Office Stationeries/Computer Consumables	535,283,727.58	581,536,000.00	46,252,272.42	225,050,389.49
22020303	News Papers	3,739,500.00	5,211,000.00	1,471,500.00	2,770,000.00
22020304	Magazines and Periodicals	33,459,351.00	35,579,000.00	2,119,649.00	42,810,000.00
22020305	Printing of Non Security Documents	567,990,608.81	588,193,000.00	20,202,391.19	412,556,079.00
22020306	Printing Of Security Documents	48,227,750.00	48,479,000.00	251,250.00	21,525,000.00
22020307	Drugs/Laboratory/Medical Supplies	1,888,147,683.87	1,889,609,000.00	1,461,316.13	1,065,590,886.80
22020308	Field & Camping Materials Supplies	29,158,000.00	29,455,000.00	297,000.00	29,090,000.00
22020309	Uniforms & other Clothing	66,880,677.75	80,367,032.00	13,486,354.25	78,315,000.00
22020310	Teaching Aids/Instruction Materials	1,464,032,737.92	1,466,616,000.00	2,583,262.08	117,100,604.25
22020311	Food Stuff/Catering Materials Supplies	5,563,732,777.02	5,565,080,000.00	1,347,222.98	3,111,067,442.50
22020312	Production, Publication and Circulation of Annual Financial Statement	-	500,000.00	500,000.00	-
22020314	Procurement of Seeds & Seedlings	488,660,000.00	488,660,000.00	-	476,000,000.00
220204	MAINTENANCE SERVICES - GENERAL	9,739,697,525.84	9,791,063,100.00	51,365,574.16	9,971,116,908.98
22020401	Maintenance of Motor Vehicle	606,619,739.99	628,289,250.00	21,669,510.01	761,696,997.50
22020402	Maintenance of Office Furniture	15,811,782.50	17,251,000.00	1,439,217.50	8,675,000.00
22020403	Maintenance of Office/Residential Building	1,259,346,690.59	1,261,602,000.00	2,255,309.41	63,798,936.92
22020404	Maintenance of Office/ICT Equipment	379,772,784.00	383,841,000.00	4,068,216.00	40,885,000.00
22020405	Maintenance of Plants/Generators	70,962,856.39	78,173,000.00	7,210,143.61	23,246,500.00
22020406	Other Maintenance Services	7,407,183,672.37	7,421,906,850.00	14,723,177.63	9,072,814,474.56
220205	TRAINING - GENERAL	5,195,454,944.98	5,217,459,000.00	22,004,055.02	2,632,828,789.50
22020501	Local Training	5,191,020,198.98	5,213,024,000.00	22,003,801.02	2,580,428,789.50
22020502	International Training	4,434,746.00	4,435,000.00	254.00	52,400,000.00
220206	OTHER SERVICES - GENERAL	16,192,605,585.20	16,200,601,000.00	7,995,414.80	8,460,478,999.00
22020601	Security Services	7,951,412,091.60	7,951,414,000.00	1,908.40	6,340,755,614.00
22020602	Office Rent	137,301,071.00	137,462,000.00	160,929.00	326,312,500.00
22020603	Residential Rent	-	1,000,000.00	1,000,000.00	106,060,831.00



Economic Code	Description	ACTUAL	BUDGET	VARIANCE	ACTUAL
22020605	Cleaning And Fumigation Services	3,416,811,836.28	3,422,475,000.00	5,663,163.72	2,174,750.00
22020606	Land Use Charges	2,000,000.00	2,000,000.00	-	1,500,000.00
22020607	Rescue Services	4,685,080,586.32	4,686,250,000.00	1,169,413.68	1,683,675,304.00
220207	CONSULTING & PROFESSIONAL SERVICES - GENERAL	12,608,039,650.64	12,609,943,000.00	1,903,349.36	5,235,036,370.03
22020701	Financial Consulting	11,719,448,542.23	11,720,240,000.00	791,457.77	4,994,113,620.03
22020702	Information Technology Consulting	476,173,350.00	476,174,000.00	650.00	110,197,750.00
22020703	Legal Services	17,500,000.00	17,500,000.00	-	105,000,000.00
22020704	Engineering Services	5,527,500.00	5,528,000.00	500.00	-
22020706	Surveying Services	389,390,258.41	389,391,000.00	741.59	22,350,000.00
22020708	Medical Consulting	-	320,000.00	320,000.00	2,375,000.00
22020709	Auditing of Accounts	-	790,000.00	790,000.00	1,000,000.00
220208	FUEL & LUBRICANTS - GENERAL	6,643,037,946.97	6,662,660,000.00	19,622,053.03	6,498,509,160.00
22020801	Motor Vehicle Fuel	59,982,618.72	67,362,000.00	7,379,381.28	32,748,750.00
22020802	Other Transport Equipment Fuel	10,453,024.50	11,897,000.00	1,443,975.50	2,711,500.00
22020803	Plant/Generator Fuel	6,572,602,303.75	6,583,401,000.00	10,798,696.25	6,463,048,910.00
220209	FINANCIAL CHARGES - GENERAL	202,303,681.89	210,119,900.00	7,816,218.11	315,101,372.95
22020901	Bank Charges (Other Than Interest)	202,303,509.90	210,118,900.00	7,815,390.10	309,381,872.95
22020902	Insurance Premium	171.99	1,000.00	828.01	5,719,500.00
220210	MISCELLANEOUS EXPENSES GENERAL	24,110,444,460.97	24,250,210,000.00	139,765,539.03	17,748,811,962.74
22021001	Refreshment & Meals	8,523,390.23	18,224,000.00	9,700,609.77	10,025,000.00
22021002	Honorarium & Sitting Allowance	4,736,815,297.56	4,737,804,000.00	988,702.44	3,791,697,949.70
22021003	Publicity And Advertisement	1,576,930,320.75	1,588,094,000.00	11,163,679.25	928,038,582.53
22021004	Medical Expenses	2,420,073,000.63	2,428,501,000.00	8,427,999.37	1,271,386,989.00
22021006	Postages & Courier Services	-	150,000.00	150,000.00	425,000.00
22021007	Welfare Packages	8,515,389,510.94	8,541,178,000.00	25,788,489.06	5,147,320,652.94
22021008	Subscription To Professional Bodies	-	890,000.00	890,000.00	20,767,600.00
22021009	Sporting Activities	245,663,000.00	245,663,000.00	-	169,455,500.00
22021014	Annual Budget Expenses & Administration	89,578,000.00	89,578,000.00	-	140,000,000.00
22021015	Monitoring and Evaluation	1,359,381,287.66	1,361,586,000.00	2,204,712.34	952,808,242.07



Economic Code	Description	ACTUAL	BUDGET	VARIANCE	ACTUAL
22021016	Anniversaries/Celebration	433,647,075.00	433,648,000.00	925.00	346,146,000.00
22021017	Tuition, Registration & Exam Fees	4,534,994,577.88	4,614,349,000.00	79,354,422.12	4,940,415,446.50
22021020	Election - Logistic Support	110,405,000.00	111,301,000.00	896,000.00	-
22021044	Advocacy, Enlightenment & Campaign	79,044,000.32	79,244,000.00	199,999.68	30,325,000.00
2203	LOANS AND ADVANCES	179,183,234.45	397,402,000.00	218,218,765.55	356,117,723.92
220301	STAFF LOANS & ADVANCES	179,183,234.45	397,402,000.00	218,218,765.55	356,117,723.92
22030106	Motor Vehicle Advance	179,183,234.45	220,000,000.00	40,816,765.55	330,665,523.92
22030107	Furniture Advances	-	177,402,000.00	177,402,000.00	25,452,200.00
2204	GRANTS AND CONTRIBUTIONS GENERAL	1,078,590,000.20	1,079,780,000.00	1,189,999.80	473,406,410.10
220401	LOCAL GRANTS AND CONTRIBUTIONS	1,078,590,000.20	1,079,780,000.00	1,189,999.80	473,406,410.10
22040105	Grants to Government Owned Companies	350,000,000.00	350,000,000.00	-	250,000,000.00
22040109	Grants to Communities/NGOs	728,590,000.20	729,780,000.00	1,189,999.80	223,406,410.10
2205	SUBSIDIES GENERAL	2,875,000,000.00	2,875,000,000.00	-	2,113,860,000.00
220501	SUBSIDY TO PUBLIC/PUBLIC INSTITUTIONS	2,875,000,000.00	2,875,000,000.00	-	2,113,860,000.00
22050106	Agricultural Inputs Subsidy	2,875,000,000.00	2,875,000,000.00	-	2,113,860,000.00
2206	PUBLIC DEBT CHARGES	16,506,969,791.81	16,908,096,000.00	401,126,208.19	16,439,788,350.02
220601	FOREIGN INTEREST/DISCOUNT	230,394,630.28	327,096,000.00	96,701,369.72	523,785,526.87
22060102	Foreign Interest/Discount - Short Term Borrowings	230,394,630.28	327,096,000.00	96,701,369.72	523,785,526.87
220602	DOMESTIC INTEREST/DISCOUNT	5,577,281,267.63	5,578,000,000.00	718,732.37	5,707,253,450.04
22060202	Domestic Interest/ Discount - Short Term Borrowings	5,577,281,267.63	5,578,000,000.00	718,732.37	5,707,253,450.04
220603	FOREIGN PRINCIPAL	2,552,997,792.00	2,803,000,000.00	250,002,208.00	1,781,323,108.75
22060302;4203 0103	Multi-Lateral Loans	2,552,997,792.00	2,803,000,000.00	250,002,208.00	1,781,323,108.75
220604	DOMESTIC PRINCIPAL	8,146,296,101.90	8,200,000,000.00	53,703,898.10	8,427,426,264.36
22060402;4203 0102	Domestic Principle - Short Term Borrowings	8,146,296,101.90	8,200,000,000.00	53,703,898.10	8,427,426,264.36



YOBE STATE GOVERNMENT OF NIGERIA

REPORT ON TOTAL CAPITAL EXPENDITURE (BUDGET) PERFORMANCE FOR THE YEAR 2025

ECONOMIC CODE	DESCRIPTION	ACTUAL	BUDGET	VARIANCE	ACTUAL
3	ASSETS	185,797,967,687.18	186,631,410,000.00	833,442,312.82	151,789,828,791.39
32	FIXED (NON-CURRENT) ASSETS	185,797,967,687.18	186,631,410,000.00	833,442,312.82	151,789,828,791.39
3201	FIXED ASSETS - PROPERTY, PLANT & EQUIPMENT	175,487,875,815.00	176,207,584,000.00	719,708,185.00	130,127,877,878.36
320101	LAND & BUILDING - GENERAL	61,265,899,540.75	61,523,661,000.00	257,761,459.25	33,413,206,708.95
32010101	Construction/Provision of Office Building	2,622,237,425.94	2,622,240,000.00	2,574.06	3,485,440,317.29
32010102	Construction/Provision of Residential Building	3,775,975,026.86	3,775,976,000.00	973.14	3,225,757,485.12
32010105	Construction/Provision Of School Building	4,647,463,074.58	4,647,465,000.00	1,925.42	4,402,641,214.19
32010106	Construction/Provison Of Hospital/Health Centres	3,841,702,149.51	3,841,703,000.00	850.49	597,659,867.76
32010107	Rehabilitation/Repairs Of Office Building	6,003,517,490.21	6,005,476,000.00	1,958,509.79	2,454,134,340.42
32010108	Rehabilitation/Repairs Of Residential Building	2,675,125,914.99	2,688,411,000.00	13,285,085.01	724,319,593.46
32010109	Rehabilitation/Repairs Of School Building	1,304,173,747.19	1,304,252,000.00	78,252.81	1,474,889,654.82
32010110	Rehabilitation/Repairs Of Hospital Building	377,606,473.12	377,607,000.00	526.88	94,052,334.89
32010111	Acquisition Of Land	1,118,595,740.91	1,118,596,000.00	259.09	459,999,555.07
32010112	Acquisition Of Office Building	-	-	-	20,000,000.00
32010113	Acquisition Of Resdential Building	1,794,784,432.43	2,034,573,000.00	239,788,567.57	-
32010114	Construction Of Toilet	-	500,000.00	500,000.00	-
32010116	Construction Of Car Porch/Shed	-	-	-	3,000,000.00
32010117	Construction Of Mosque	188,685,342.42	188,686,000.00	657.58	31,782,704.37
32010119	Construction of Wall Fencing	24,162,608.87	24,463,000.00	300,391.13	206,248,579.79
32010121	Construction/Provision Of Sporting & Gaming Facilities	2,199,087,712.03	2,199,926,000.00	838,287.97	-
32010122	Rehabilitation/Repairs Of Sporting & Gaming Facilities	5,200,501,325.51	5,200,502,000.00	674.49	-
32010129	Tree Planting/Landscape	319,494,970.15	320,495,000.00	1,000,029.85	177,896,076.39
32010130	Dairy And Artificial Insemination	-	-	-	176,966,642.69
32010132	Construction Of Markets/Parks	22,189,432,308.65	22,189,433,000.00	691.35	14,740,326,121.70
32010133	Construction Of Warehouse And Shops	73,543,067.00	73,544,000.00	933.00	35,309,414.41



ECONOMIC CODE	DESCRIPTION	ACTUAL	BUDGET	VARIANCE	ACTUAL
32010134	Fish Pond And Acquaculture	-	-	-	14,803,306.00
32010199	Construction Of Other Buildings	2,909,810,730.38	2,909,813,000.00	2,269.62	1,087,979,500.58
320102	INFRASTRUCTURE - GENERAL	91,340,672,157.74	91,761,394,000.00	420,721,842.26	67,212,037,787.70
32010202	Construction of Roads & Bridges	61,198,470,159.56	61,198,471,000.00	840.44	28,216,043,697.48
32010203	Construction of Airports	1,637,717,654.18	1,778,927,000.00	141,209,345.82	1,656,404,208.08
32010206	Security Installations/Equipment	-	-	-	60,647,000.00
32010207	Electricity Transmission Network	13,195,484,132.50	13,338,662,000.00	143,177,867.50	14,731,215,679.03
32010209	Construction of Sewage/Drainage & Culverts	12,655,786.89	12,656,000.00	213.11	280,378,032.19
32010210	Construction of Dams	486,099,155.75	487,105,000.00	1,005,844.25	22,333,897.00
32010214	Boreholes & Other Water Facilities	2,577,140,584.56	2,578,141,000.00	1,000,415.44	8,387,749,640.24
32010218	Rehabilitation /Repairs Of Electricity	-	-	-	1,064,890,323.00
32010219	Water Populution Control	15,000,000.00	15,000,000.00	-	5,000,000.00
32010220	Rehabilitation/ Repairs Of Water Farcilities	274,860,917.00	274,861,000.00	83.00	634,580,981.00
32010221	Rehabilitation/ Repairs Of Roads	11,056,628,402.64	11,190,955,000.00	134,326,597.36	11,663,992,704.88
32010222	Construction/Provision of ICT Infrastructures	-	-	-	4,500,000.00
32010225	Industrial Pollution Control	-	-	-	18,458,000.00
32010299	Construction/Provision of Other Infrastructures	886,615,364.66	886,616,000.00	635.34	465,843,624.80
320103	PLANT & MACHINERY - GENERAL	10,047,188,401.66	10,051,703,000.00	4,514,598.34	16,894,141,214.94
32010301	Earth Moving Equipment - Bull Dozers etc	436,372,500.00	436,373,000.00	500.00	333,862,137.05
32010302	Industrial Equipment	2,308,382,306.25	2,308,383,000.00	693.75	3,309,068,486.86
32010303	Navigational Equipment	-	-	-	396,615,499.00
32010304	Power Plants	549,600,500.00	549,601,000.00	500.00	469,630,000.00
32010305	Power Generating Sets	881,656,250.00	883,240,000.00	1,583,750.00	1,060,747,500.00
32010306	Broadcast & Communication Equipment	689,934,500.00	689,935,000.00	500.00	197,365,734.98
32010307	Purchase of Agricultural Equipment	837,551,831.25	838,257,000.00	705,168.75	6,279,432,952.05
32010308	Purchase of Surveying Equipment	-	-	-	151,245,000.00
32010309	Purchase of Water Supply Equipment	3,333,960,000.00	3,333,960,000.00	-	1,965,157,500.00
32010310	Purchase of Sporting & Gaming Equipment	248,997,000.00	248,997,000.00	-	203,935,500.00
32010312	Purchase of Fire Fighting Equipment	-	-	-	92,100,925.00
32010315	Purchase of Sanitary Equipment	25,800,000.00	25,800,000.00	-	-



ECONOMIC CODE	DESCRIPTION	ACTUAL	BUDGET	VARIANCE	ACTUAL
32010317	Purchase of Teaching & Learning Equipment	200,971,514.16	200,972,000.00	485.84	18,500,000.00
32010318	Rehabilitation/Repairs Of Power Generating Plants	-	500,000.00	500,000.00	-
32010322	Purchase of Spare Parts and Tools	33,962,000.00	34,685,000.00	723,000.00	45,335,000.00
32010399	Alternative Energy	500,000,000.00	501,000,000.00	1,000,000.00	2,371,144,980.00
320104	FIXED ASSETS - GENERAL	7,423,496,142.50	7,448,167,000.00	24,670,857.50	7,420,804,464.92
32010405	Purchase of Motor Vehicles	7,423,496,142.50	7,448,167,000.00	24,670,857.50	7,068,281,464.92
32010406	Purchase of Tricycles	-	-	-	12,523,000.00
32010407	Purchase of Motor Cycles	-	-	-	340,000,000.00
320105	OFFICE EQUIPMENT - GENERAL	58,897,735.88	65,298,000.00	6,400,264.12	134,926,700.00
32010501	Purchase of Computers	58,897,735.88	60,448,000.00	1,550,264.12	129,326,700.00
32010502	Purchase of Printers	-	1,500,000.00	1,500,000.00	5,600,000.00
32010505	Purchase of Photocopiers	-	3,000,000.00	3,000,000.00	-
32010508	Purchase of Projectors	-	350,000.00	350,000.00	-
320106	FURNITURE & FITTINGS - GENERAL	2,124,825,234.72	2,130,463,000.00	5,637,765.28	3,496,066,422.20
32010601	Purchase of Chairs	1,482,048,540.97	1,482,951,000.00	902,459.03	2,329,368,313.13
32010602	Purchase of Tables	436,023,718.75	436,709,000.00	685,281.25	861,750,846.12
32010603	Purchase of Safes/File Cabinets/Cupboards	-	50,000.00	50,000.00	7,805,000.00
32010604	Purchase of Television Sets	-	-	-	10,000,000.00
32010606	Purchase of Air-Conditioner	11,752,975.00	13,753,000.00	2,000,025.00	26,800,000.00
32010609	Purchase of Ceiling Fans	-	1,000,000.00	1,000,000.00	-
32010610	Purchase of Refrigerators	-	1,000,000.00	1,000,000.00	-
32010611	Purchase of Beds & Beddings	-	-	-	129,400,000.00
32010612	Purchase of Rugs and Carpets	-	-	-	3,000,000.00
32010613	Purchase of Desks	195,000,000.00	195,000,000.00	-	38,718,875.00
32010615	Purchase of Cushions	-	-	-	89,223,387.95
320109	SPECIALISED ASSETS - GENERAL	3,226,896,601.75	3,226,898,000.00	1,398.25	1,556,694,579.65
32010903	Biological Assets (Wildlife Conservation)	74,000,000.00	74,000,000.00	-	69,720,000.00
32010904	Laboratory/Medical Equipment	3,152,896,601.75	3,152,898,000.00	1,398.25	1,486,974,579.65



ECONOMIC CODE	DESCRIPTION	ACTUAL	BUDGET	VARIANCE	ACTUAL
3203	INTANGIBLE ASSETS	10,310,091,872.18	10,423,826,000.00	113,734,127.82	21,661,950,913.03
320301	INTANGIBLE ASSETS	10,310,091,872.18	10,423,826,000.00	113,734,127.82	21,661,950,913.03
32030109	Research And Development	302,851,322.30	416,581,000.00	113,729,677.70	324,412,376.00
32030119	Maps Survey and Design	1,448,986,093.27	1,448,987,000.00	906.73	63,862,764.00
32030122	Grant to Communities/Private Institutions/Vulnerable	8,370,910,294.56	8,370,913,000.00	2,705.44	21,273,675,773.03
32030123	Grant to Tsangaya/Almajiri School Capital Project	187,344,162.05	187,345,000.00	837.95	-



YOBE STATE GOVERNMENT OF NIGERIA
REPORT ON BUDGET PERFORMANCE EXPENDITURE BY FUNCTION FOR THE YEAR 2025

Code	Economic	2025				2024
		Actual	Final Approved Budget	Initial Budget	Variance	Actual
21;22;32	Total Expenditure	380,205,215,562.93	382,137,000,000.00	320,796,000,000.00	1,931,784,437.07	284,327,516,186.47
701	GENERAL PUBLIC SERVICES	117,763,848,554.30	118,582,091,000.00	69,286,980,000.00	818,242,445.70	88,398,362,746.71
7011	EXECUTIVE AND LEGISLATIVE ORGANS, FINANCIAL AND FISCAL AFFAIRS, EXTERNAL AFFAIRS	43,290,440,059.43	43,609,296,000.00	23,156,516,000.00	318,855,940.57	29,466,647,692.48
70111	Executive and Legislative Organs	21,956,511,276.17	22,077,079,000.00	9,749,930,000.00	120,567,723.83	15,821,439,902.16
70112	Financial and Fiscal Affairs	21,333,928,783.26	21,532,217,000.00	13,406,586,000.00	198,288,216.74	13,645,207,790.32
7013	GENERAL SERVICES	57,825,481,008.97	57,917,837,000.00	27,148,217,000.00	92,355,991.03	42,455,220,182.25
70131	General Personnel Services	16,120,976,658.70	16,143,289,000.00	8,500,550,000.00	22,312,341.30	9,591,876,279.52
70132	Overall Planning and Statistical Services	2,967,112,422.74	2,976,069,000.00	4,884,070,000.00	8,956,577.26	3,526,875,708.67
70133	Other General Services	38,737,391,927.53	38,798,479,000.00	13,763,597,000.00	61,087,072.47	29,336,468,194.06
7016	GENERAL PUBLIC SERVICES N.E.C.	140,957,690.00	146,862,000.00	86,247,000.00	5,904,310.00	36,556,525.96
70161	General Public Services N.E.C.	140,957,690.00	146,862,000.00	86,247,000.00	5,904,310.00	36,556,525.96
7017	PUBLIC DEBT TRANSACTIONS	16,506,969,795.90	16,908,096,000.00	18,856,000,000.00	401,126,204.10	16,439,938,346.02
70171	Public Debt Transactions	16,506,969,795.90	16,908,096,000.00	18,856,000,000.00	401,126,204.10	16,439,938,346.02



Code	Economic	2025				2024
		Actual	Final Approved Budget	Initial Budget	Variance	Actual
7018	TRANSFERS OF A GENERAL CHARACTER BETWEEN DIFFERENT LEVELS OF GOVERNMENT	-	-	40,000,000.00	-	-
70181	Transfers of A General Character Between Different Levels of Government	-	-	40,000,000.00	-	-
703	PUBLIC ORDER AND SAFETY	3,922,945,183.19	3,977,607,000.00	6,946,872,000.00	54,661,816.81	2,853,173,034.51
7032	FIRE PROTECTION SERVICES	295,644,615.00	297,845,000.00	711,027,000.00	2,200,385.00	288,255,127.83
70321	Fire Protection Services	295,644,615.00	297,845,000.00	711,027,000.00	2,200,385.00	288,255,127.83
7033	LAW COURTS	3,607,300,568.19	3,623,312,000.00	4,712,845,000.00	16,011,431.81	2,564,917,906.68
70331	Law Courts	3,607,300,568.19	3,623,312,000.00	4,712,845,000.00	16,011,431.81	2,564,917,906.68
7036	PUBLIC ORDER AND SAFETY N.E.C	20,000,000.00	56,450,000.00	1,523,000,000.00	36,450,000.00	-
70361	Public Order and Safety N.E.C	20,000,000.00	56,450,000.00	1,523,000,000.00	36,450,000.00	-
704	ECONOMIC AFFAIRS	133,961,808,796.18	134,426,455,000.00	76,495,994,000.00	464,646,203.82	109,640,986,822.62
7041	GENERAL ECONOMIC, COMMERCIAL, AND LABOUR AFFAIRS	27,651,053,259.10	27,665,386,000.00	10,972,443,000.00	14,332,740.90	18,804,115,476.48
70411	General Economic and Commercial Affairs	27,651,053,259.10	27,665,386,000.00	10,972,443,000.00	14,332,740.90	18,804,115,476.48
7042	AGRICULTURE, FORESTRY, FISHING, AND HUNTING	13,189,235,212.68	13,202,796,000.00	17,563,568,000.00	13,560,787.32	27,774,281,379.47
70421	Agriculture	13,040,171,104.68	13,047,295,000.00	17,304,933,000.00	7,123,895.32	27,721,433,271.47
70422	Forestry	149,064,108.00	155,501,000.00	258,635,000.00	6,436,892.00	52,848,108.00
7043	FUEL AND ENERGY	14,297,262,192.80	14,441,025,000.00	7,364,677,000.00	143,762,807.20	13,353,648,148.45



Code	Economic	2025				2024
		Actual	Final Approved Budget	Initial Budget	Variance	Actual
70435	Electricity	14,297,262,192.80	14,441,025,000.00	7,364,677,000.00	143,762,807.20	13,353,648,148.45
7045	TRANSPORT	78,021,230,878.60	78,309,720,000.00	39,101,550,000.00	288,489,121.40	49,524,138,287.11
70451	Road Transport	78,015,230,878.60	78,302,590,000.00	39,073,550,000.00	287,359,121.40	49,511,206,937.11
70454	Air Transport	6,000,000.00	7,130,000.00	28,000,000.00	1,130,000.00	12,931,350.00
7046	COMMUNICATION	746,934,500.00	746,935,000.00	1,294,000,000.00	500.00	147,626,850.00
70461	Communication	746,934,500.00	746,935,000.00	1,294,000,000.00	500.00	147,626,850.00
7047	OTHER INDUSTRIES	56,092,753.00	60,593,000.00	199,756,000.00	4,500,247.00	37,176,681.11
70472	Hotels and Restuarants	56,092,753.00	60,593,000.00	199,756,000.00	4,500,247.00	37,176,681.11
705	ENVIRONMENTAL PROTECTION	2,452,365,121.13	2,460,769,000.00	7,020,605,000.00	8,403,878.87	4,636,641,678.41
7051	WASTE MANAGEMENT	787,387,749.61	794,987,000.00	1,104,552,000.00	7,599,250.39	569,940,286.14
70511	Waste Management	787,387,749.61	794,987,000.00	1,104,552,000.00	7,599,250.39	569,940,286.14
7056	ENVIRONMENTAL PROTECTION N.E.C.	1,664,977,371.52	1,665,782,000.00	5,916,053,000.00	804,628.48	4,066,701,392.27
70561	Environmental Protection N.E.C.	1,664,977,371.52	1,665,782,000.00	5,916,053,000.00	804,628.48	4,066,701,392.27
706	HOUSING AND COMMUNITY AMMENITIES	13,985,989,827.63	14,265,689,000.00	23,065,137,000.00	279,699,172.37	11,229,176,689.77
7061	HOUSING DEVELOPMENT	9,665,512,721.39	9,928,515,000.00	13,269,638,000.00	263,002,278.61	2,972,742,091.09
70611	Housing Development	9,665,512,721.39	9,928,515,000.00	13,269,638,000.00	263,002,278.61	2,972,742,091.09
7062	COMMUNITY DEVELOPMENT	154,438,130.75	158,036,000.00	316,539,000.00	3,597,869.25	80,470,475.23
70621	Community Development	154,438,130.75	158,036,000.00	316,539,000.00	3,597,869.25	80,470,475.23
7063	WATER SUPPLY	4,166,038,975.49	4,179,138,000.00	9,478,960,000.00	13,099,024.51	8,175,964,123.45
70631	Water Supply	4,166,038,975.49	4,179,138,000.00	9,478,960,000.00	13,099,024.51	8,175,964,123.45



Code	Economic	2025				2024
		Actual	Final Approved Budget	Initial Budget	Variance	Actual
707	HEALTH	27,990,645,895.85	28,019,220,000.00	45,182,316,000.00	28,574,104.15	13,245,055,401.83
7071	MEDICAL PRODUCTS, APPLIANCES, AND EQUIPMENT	85,543,067.00	89,051,000.00	358,953,000.00	3,507,933.00	12,000,000.00
70711	Pharmaceutical Products	85,543,067.00	89,051,000.00	358,953,000.00	3,507,933.00	12,000,000.00
7072	OUTPATIENT SERVICES	54,014,408.00	55,388,000.00	300,193,000.00	1,373,592.00	-
70721	General Medical Services	54,014,408.00	55,388,000.00	300,193,000.00	1,373,592.00	-
7073	HOSPITAL SERVICES	15,165,389,347.54	15,171,719,000.00	16,814,813,000.00	6,329,652.46	8,758,778,313.69
70731	General Hospital Services	15,165,389,347.54	15,171,719,000.00	16,814,813,000.00	6,329,652.46	6,185,400,955.00
70732	Specialized Hospital Services	-	-	-	-	2,573,377,358.69
7074	PUBLIC HEALTH SERVICES	2,146,860,516.69	2,162,540,000.00	9,756,360,000.00	15,679,483.31	1,509,038,611.54
70741	Public Health Services	2,146,860,516.69	2,162,540,000.00	9,756,360,000.00	15,679,483.31	1,509,038,611.54
7076	HEALTH N.E.C.	10,538,838,556.62	10,540,522,000.00	17,951,997,000.00	1,683,443.38	2,965,238,476.60
70761	Health N.E.C.	10,538,838,556.62	10,540,522,000.00	17,951,997,000.00	1,683,443.38	2,965,238,476.60
708	RECREATION, CULTURE AND RELIGION	14,511,920,209.88	14,533,010,000.00	9,163,302,000.00	21,089,790.12	5,020,267,269.88
7081	RECREATIONAL AND SPORTING SERVICES	8,863,984,191.31	8,869,817,000.00	3,016,755,000.00	5,832,808.69	1,183,444,596.66
70811	Recreational and Sporting Services	8,863,984,191.31	8,869,817,000.00	3,016,755,000.00	5,832,808.69	1,183,444,596.66
7082	CULTURAL SERVICES	744,690,510.95	744,693,000.00	729,678,000.00	2,489.05	543,251,767.32
70821	Cultural Services	744,690,510.95	744,693,000.00	729,678,000.00	2,489.05	543,251,767.32
7083	BROADCASTING AND PUBLISHING SERVICES	690,158,149.00	696,363,000.00	2,007,604,000.00	6,204,851.00	747,313,494.30
70831	Broadcasting and Publishing Services	690,158,149.00	696,363,000.00	2,007,604,000.00	6,204,851.00	747,313,494.30



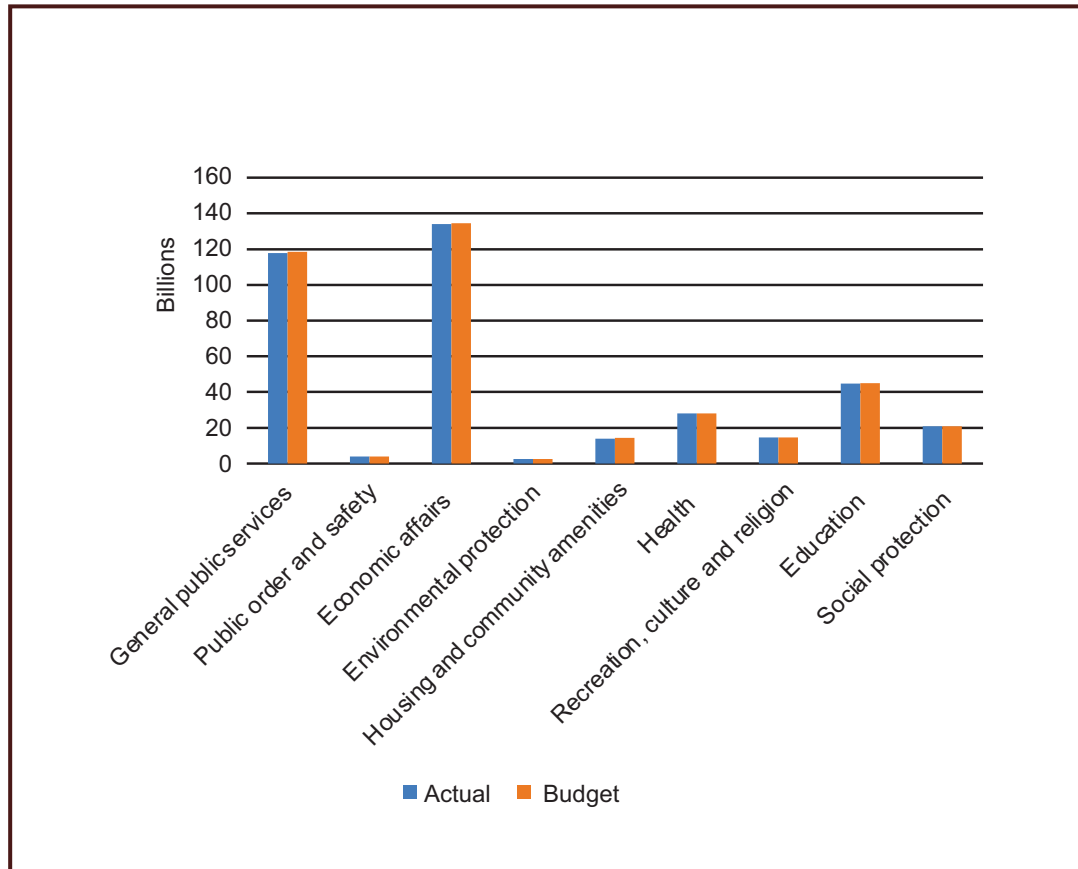
Code	Economic	2025				2024
		Actual	Final Approved Budget	Initial Budget	Variance	Actual
7084	RELIGIOUS AND OTHER COMMUNITY SERVICES	4,213,087,358.62	4,222,137,000.00	3,409,265,000.00	9,049,641.38	2,546,257,411.60
70841	Religious and Other Community Services	4,213,087,358.62	4,222,137,000.00	3,409,265,000.00	9,049,641.38	2,546,257,411.60
709	EDUCATION	44,810,306,079.23	45,049,761,000.00	62,136,805,000.00	239,454,920.77	33,953,940,622.56
7091	PRE-PRIMARY AND PRIMARY EDUCATION	9,052,804,506.15	9,056,185,000.00	6,158,569,000.00	3,380,493.85	6,358,659,860.25
70912	Primary Education	9,052,804,506.15	9,056,185,000.00	6,158,569,000.00	3,380,493.85	6,358,659,860.25
7092	SECONDARY EDUCATION	8,926,164,027.51	8,928,196,000.00	9,113,741,000.00	2,031,972.49	5,672,639,101.29
70922	Upper-Secondary Education	8,926,164,027.51	8,928,196,000.00	9,113,741,000.00	2,031,972.49	5,672,639,101.29
7094	TERTIARY EDUCATION	16,663,596,729.18	16,799,542,000.00	24,729,574,000.00	135,945,270.82	12,612,206,932.35
70941	First Stage of Tertiary Education	7,195,283,390.75	7,319,796,000.00	12,220,141,000.00	124,512,609.25	5,004,663,320.93
70942	Second Stage of Tertiary Education	9,468,313,338.43	9,479,746,000.00	12,509,433,000.00	11,432,661.57	7,607,543,611.42
7095	EDUCATION NOT DEFINABLE BY LEVEL	1,473,009,401.29	1,481,142,000.00	2,255,989,000.00	8,132,598.71	872,632,279.60
70951	Education Not Definable By Level	1,473,009,401.29	1,481,142,000.00	2,255,989,000.00	8,132,598.71	872,632,279.60
7097	R&D EDUCATION	149,750,317.76	153,914,000.00	277,303,000.00	4,163,682.24	101,633,578.53
70971	R&D Education	149,750,317.76	153,914,000.00	277,303,000.00	4,163,682.24	101,633,578.53
7098	EDUCATION N.E.C.	8,544,981,097.34	8,630,782,000.00	19,601,629,000.00	85,800,902.66	8,336,168,870.54
70981	Education N.E.C.	8,544,981,097.34	8,630,782,000.00	19,601,629,000.00	85,800,902.66	8,336,168,870.54
710	SOCIAL PROTECTION	20,805,385,895.54	20,822,398,000.00	21,497,989,000.00	17,012,104.46	15,349,911,920.18
7102	OLD AGE	12,017,058,724.82	12,017,753,000.00	8,500,000,000.00	694,275.18	8,162,020,275.81
71021	Old Age	12,017,058,724.82	12,017,753,000.00	8,500,000,000.00	694,275.18	8,162,020,275.81
7103	SURVIVORS	1,374,173,673.11	1,374,174,000.00	490,000,000.00	326.89	480,921,658.99
71031	Survivors	1,374,173,673.11	1,374,174,000.00	490,000,000.00	326.89	480,921,658.99



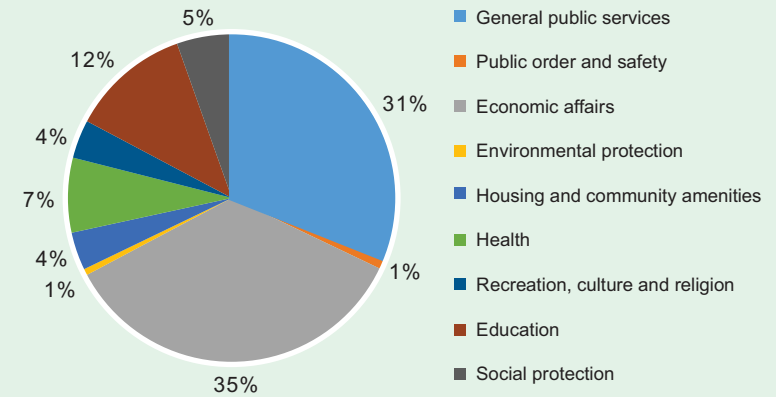
Code	Economic	2025				2024
		Actual	Final Approved Budget	Initial Budget	Variance	Actual
7104	FAMILY AND CHILDREN	868,453,648.53	869,903,000.00	2,056,983,000.00	1,449,351.47	238,257,366.58
71041	Family and Children	868,453,648.53	869,903,000.00	2,056,983,000.00	1,449,351.47	238,257,366.58
7105	UNEMPLOYMENT	1,583,264,374.17	1,585,464,000.00	3,781,449,000.00	2,199,625.83	2,534,894,776.37
71051	Unemployment	1,583,264,374.17	1,585,464,000.00	3,781,449,000.00	2,199,625.83	2,534,894,776.37
7109	SOCIAL PROTECTION N.E.C.	4,962,435,474.91	4,975,104,000.00	6,669,557,000.00	12,668,525.09	3,933,817,842.43
71091	Social Protection N.E.C.	4,962,435,474.91	4,975,104,000.00	6,669,557,000.00	12,668,525.09	3,933,817,842.43



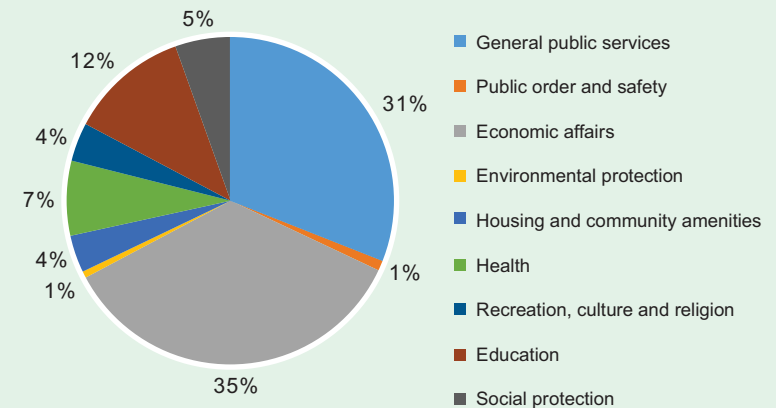
Analysis on Budget and Actual Allocation by Function



Budget Allocation by Function



Actual Allocation by Function





YOBE STATE GOVERNMENT OF NIGERIA
REPORT ON BUDGET PERFORMANCE EXPENDITURE BY PROGRAMME FOR THE YEAR 2025

Code	Economic	2025				2024
		Actual	Final Approved Budget	Initial Budget	Variance	Actual
21;22;32	Total Expenditure	380,205,215,562.93	382,137,000,000.00	320,708,000,000.00	1,931,784,437.07	284,327,516,186.47
01	Agriculture	13,040,171,104.68	13,047,295,000.00	17,216,933,000.00	7,123,895.32	27,721,433,271.47
0101	Effective governance of the Agriculture Sector	12,645,057,670.41	12,646,508,000.00	15,629,037,000.00	1,450,329.59	7,466,710,905.60
0102	Development of the livestock value chain	121,185,081.10	125,136,000.00	671,885,000.00	3,950,918.90	2,200,086,860.82
0103	Enhancement of food production and productivity	273,928,353.17	275,651,000.00	916,011,000.00	1,722,646.83	6,000,000.00
0104	Reduction of post-harvest losses	-	-	-	-	-
0105	Enhancement of fisheries resources development (aquaculture, marine, inland, artisanal)	-	-	-	-	14,803,306.00
0106	Promotion of forest resource conservation and preservation of biodiversity	-	-	-	-	-
0107	Promotion of enabling environment for increased agricultural development	-	-	-	-	17,901,504,544.68
0110	Agriculture Sector Expenditures Not Elsewhere Classified	-	-	-	-	132,327,654.37
02	Societal Re-orientation	8,723,402,597.94	8,748,148,000.00	11,923,816,000.00	24,745,402.06	5,975,593,993.66
0210	Societal Re-orientation - General	8,723,402,597.94	8,748,148,000.00	11,923,816,000.00	24,745,402.06	5,975,593,993.66
3	Poverty Alleviation	6,558,790,349.08	6,575,692,000.00	11,533,628,000.00	16,901,650.92	35,771,689,659.81
0310	Poverty Alleviation - General	6,558,790,349.08	6,575,692,000.00	11,533,628,000.00	16,901,650.92	35,771,689,659.81
04	Health	27,884,153,046.85	27,914,667,000.00	48,294,643,000.00	30,513,953.15	14,407,271,549.22
0401	Effective governance of the health system	4,423,069,867.59	4,424,755,000.00	6,054,727,000.00	1,685,132.41	7,989,489,704.77
0402	Community engagement and participation in health	-	-	-	-	76,250,000.00



Code	Economic	2025				2024
		Actual	Final Approved Budget	Initial Budget	Variance	Actual
0403	Enhancement of the delivery of Essential Package of Health Services (EPHS) to all citizens	147,626,408.00	153,726,000.00	989,266,000.00	6,099,592.00	1,826,768,250.95
0404	Provision of the right number and right skill mix of competent, motivated, and productive Human Resources for Health (HRH)	1,595,799,985.06	1,597,740,000.00	4,093,385,000.00	1,940,014.94	756,483,778.47
0405	Provision of adequate and modern health infrastructure for health services delivery	14,688,503,198.90	14,694,567,000.00	22,237,826,000.00	6,063,801.10	1,323,158,060.74
0406	Provision of quality, affordable, available, and safe medicines, vaccines, and other health commodities	85,543,067.00	89,051,000.00	358,953,000.00	3,507,933.00	315,632,832.00
0407	Evidence generation and utilisation	51,500,000.00	57,551,000.00	566,722,000.00	6,051,000.00	7,618,500.00
0408	Institution and maintenance of a responsive public health emergency preparedness system	2,994,417,175.07	2,994,418,000.00	9,760,345,000.00	824.93	1,310,420,967.76
0409	Provision of universal health coverage and financial risk protection for citizens	12,000,000.00	16,900,000.00	1,325,000,000.00	4,900,000.00	794,669,454.53
0410	Health Sector Expenditures Not Elsewhere Classified	3,885,693,345.23	3,885,959,000.00	2,908,419,000.00	265,654.77	6,780,000.00
05	Education	43,214,506,094.17	43,452,021,000.00	58,043,420,000.00	237,514,905.83	32,788,124,475.17
0501	Effective governance of the education system	15,625,657,472.83	15,785,339,000.00	18,533,048,000.00	159,681,527.17	16,091,182,569.17
0502	Increase in access, retention, and completion rate at all levels		-	-	-	8,560,269,182.28
0503	Equity and inclusiveness in the provision of educational services	1,601,928,002.00	1,604,187,000.00	2,038,022,000.00	2,258,998.00	-
0504	Improved quality of teaching and learning outcomes	6,285,675,803.64	6,285,680,000.00	6,795,029,000.00	4,196.36	160,339,500.00



Code	Economic	2025				2024
		Actual	Final Approved Budget	Initial Budget	Variance	Actual
0505	Adequate infrastructure at all levels	2,786,514,190.06	2,719,949,000.00	10,897,736,000.00	- 66,565,190.06	5,737,079,975.21
0506	Improved education information management system (EIMS)	26,749,782.47	29,683,000.00	466,551,000.00	2,933,217.53	613,444,504.52
0510	Education Sector Expenditures Not Elsewhere Classified	16,887,980,843.17	17,027,183,000.00	19,313,034,000.00	139,202,156.83	1,625,808,743.99
06	Housing and Urban Development	9,961,157,336.61	10,226,360,000.00	13,980,665,000.00	265,202,663.39	3,260,997,218.92
0610	Housing and Urban Development - General	9,961,157,336.61	10,226,360,000.00	13,980,665,000.00	265,202,663.39	3,260,997,218.92
07	Gender	868,178,648.53	869,293,000.00	2,056,373,000.00	1,114,351.47	237,957,366.58
0710	Gender - General	868,178,648.53	869,293,000.00	2,056,373,000.00	1,114,351.47	237,957,366.58
08	Youth	8,863,984,191.31	8,869,817,000.00	3,016,755,000.00	5,832,808.69	1,183,444,596.66
0810	Youth - General	8,863,984,191.31	8,869,817,000.00	3,016,755,000.00	5,832,808.69	1,183,444,596.66
09	Environmental Improvement	2,601,429,229.13	2,616,270,000.00	7,279,240,000.00	14,840,770.87	4,690,089,786.41
0910	Environmental Improvement - General	2,601,429,229.13	2,616,270,000.00	7,279,240,000.00	14,840,770.87	4,690,089,786.41
10	Water Resources and Rural Development	4,166,038,975.49	4,179,138,000.00	9,478,960,000.00	13,099,024.51	6,947,077,805.24
1010	Water Resources and Rural Deve - General	4,166,038,975.49	4,179,138,000.00	9,478,960,000.00	13,099,024.51	6,947,077,805.24
11	Information Communication and Technology	746,934,500.00	746,935,000.00	1,294,000,000.00	500.00	147,626,850.00
1110	Information Communication and Technology - General	746,934,500.00	746,935,000.00	1,294,000,000.00	500.00	147,626,850.00
12	Growing the Private Sector	27,707,146,011.53	27,725,979,000.00	11,172,199,000.00	18,832,988.47	18,827,772,460.59
1210	Growing the Private Sector - General	27,707,146,011.53	27,725,979,000.00	11,172,199,000.00	18,832,988.47	18,827,772,460.59
13	Reform of Government and Governance	133,550,830,406.21	134,414,640,000.00	79,021,141,000.00	863,809,593.79	69,490,650,717.18
1310	Reform of Government and Governance - General	133,550,830,406.21	134,414,640,000.00	79,021,141,000.00	863,809,593.79	69,490,650,717.18



Code	Economic	2025				2024
		Actual	Final Approved Budget	Initial Budget	Variance	Actual
14	Power	14,297,262,192.80	14,441,025,000.00	7,364,677,000.00	143,762,807.20	13,353,648,148.45
1410	Power - General	14,297,262,192.80	14,441,025,000.00	7,364,677,000.00	143,762,807.20	13,353,648,148.45
17	Road	78,015,230,878.60	78,302,590,000.00	39,003,550,000.00	287,359,121.40	49,511,206,937.11
1710	Road - General	78,015,230,878.60	78,302,590,000.00	39,003,550,000.00	287,359,121.40	49,511,206,937.11
18	Airways	6,000,000.00	7,130,000.00	28,000,000.00	1,130,000.00	12,931,350.00
1810	Airways - General	6,000,000.00	7,130,000.00	28,000,000.00	1,130,000.00	12,931,350.00



YOBE STATE GOVERNMENT OF NIGERIA
NIGERIA COVID-19 ACTION RECOVERY AND ECONOMIC STIMULUS (NG-CARES)
DISCLOSURE NOTE IN STATE AUDITED FINANCIAL STATEMENTS FOR 2025

	2025	2024	2023	2022	Total
	Capital Expenditure	Capital Expenditure	Capital Expenditure	Capital Expenditure	
			₦	₦	
MINISTRY OF AGRICULTURE AND NATURAL RESOURCES		6,484,062,360.00	639,814,545.00	268,170,000.00	7,392,046,905.00
SMALL SCALE INDUSTRIES		396,914,552.86	79,935,000.00	39,217,200.00	516,066,752.86
MINISTRY OF ENVIRONMENT		1,177,294,980.00	318,747,000.00	106,458,000.00	1,602,499,980.00
MINISTRY OF BUDGET & ECONOMIC PLANNING	2,179,810,000.00	1,983,841,998.14	512,556,380.00	31,000,000.00	4,707,208,378.14
MINISTRY OF HUMANITARIAN AFFAIRS		474,063,085.00	549,040,000.00	-	1,023,103,085.00
OFFICE OF THE SECRETARY TO THE STATE GOVERNMENT		2,172,644,040.00	563,455,000.00	254,260,000.00	2,990,359,040.00
Total	2,179,810,000.00	12,688,821,016.00	2,663,547,925.00	699,105,200.00	18,231,284,141.00

	2025	2024	2023	2022	Total
Amount Received	2,422,302,584.44	10,172,244,387.67	5,189,077,428.90	700,000,000.00	18,483,624,401.01
TOTAL	2,422,302,584.44	10,172,244,387.67	5,189,077,428.90	700,000,000.00	18,483,624,401.01



YOBE STATE GOVERNMENT PROJECTS



Muhammadu Buhari Cargo International Airport



Cargo International Airport



Senator Mamman B. Ali,
Maternal & Child Health Complex



Renovation/ Construction of Damaturu Stadium



YOBE STATE GOVERNMENT PROJECTS



Agricultural revitalization program



Agricultural revitalization program



Agricultural revitalization program



Construction of 3 level fly over and underpass at Damaturu



Construction of Nguru Modern Market



Construction of Gashu Modern Market



Construction of Damaturu Modern Market



+234 704 3939 999