





REPORT OF THE
**ACCOUNTANT
GENERAL**



YOBE STATE

With Financial Statements for the
Year Ended 31st December, 2015





Report of the


Accountant-General

Yobe State with Financial Statements

For the Year Ended 31st December 2015

Table Of Contents


1.	Profile	ii - ix
2.	Financial Highlights for the Year 2015	1 - 5
3.	Responsibility of Financial Statement	6
4.	Accounting Policy	7
5.	Statement No. 1 - Cash Flow Statement	8 - 9
6.	Statement No. 2 - Assets and Liabilities	10 - 11
7.	Statement No. 3 - Consolidated Revenue Fund	12 - 13
8.	Statement No. 4 - Capital Development Fund	14
9.	Notes to the Financial Statements	15 - 66
10.	Reference Notes	67 - 73
11.	Report on Functional Segment	74 - 77
12.	Report on Revenue Performance	78 - 83
13.	Report on Recurrent Expenditure Performance	84 - 86
14.	Report on Capital Expenditure Performance	87 - 89



His Excellency,
Alh. Ibrahim Gaidam FCNA, FCPA
Executive Governor,
Yobe State



His Excellency,
Engr. Abubakar D. Aliyu MNSE
Deputy Governor,
Yobe State





Baba Mallam Wali mni

Secretary to the State Government
Yobe State



Alhaji Dauda Yahaya mni

Head Of Service
Yobe State



Muhammad Ismaila Nguru

Hon. Commissioner
Ministry of Finance & Economic Development,
Yobe State



Mohammed Abatcha Geidam FCNA

Permanent Secretary,
Ministry of Finance & Economic Development,
Yobe State



USMAN M. BURA CNA

Accountant General
Yobe State



Yusuf Aji Amshi CNA

**Director, Treasury Operations,
Yobe State**



Fushuwa Goroma Jajere CNA

**Director, Final Account,
Yobe State**

FINANCIAL HIGHLIGHT FOR THE YEAR 2015

The Yobe State Government budgeted a total expenditure of ₦80,600,000.00 for the year 2015. This made up of Recurrent Expenditure of ₦44, 521,564,000.00 and Capital expenditure of 36,297,436,000.00. The expenditure is expected to be finance by Recurrent Revenue of ₦59,988,627,000.00 and Capital Receipts of ₦20,611,373,000.00.

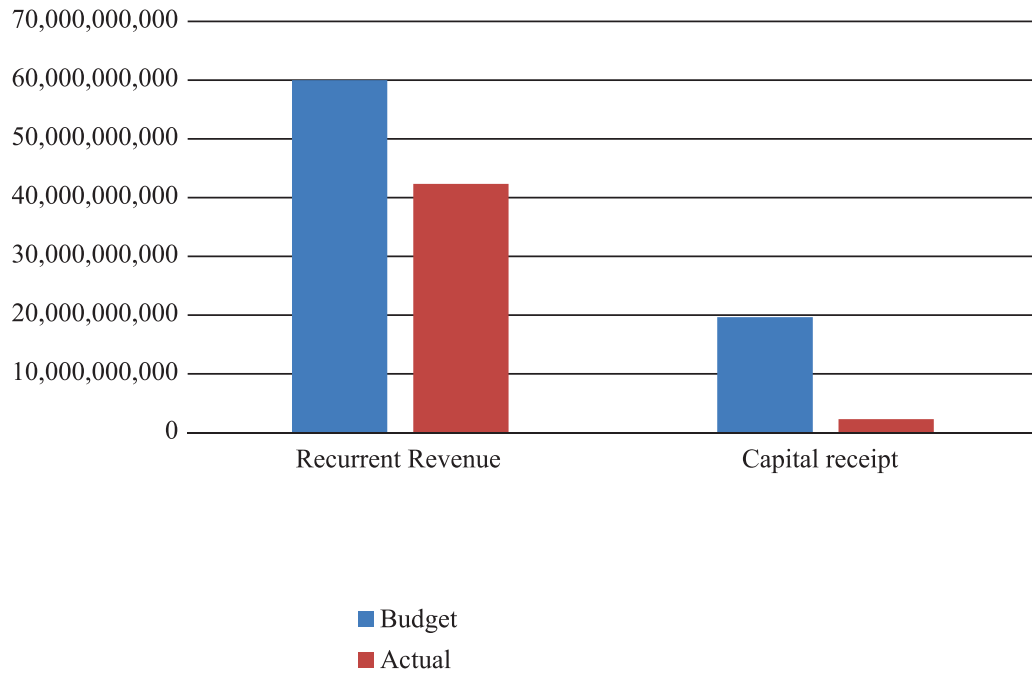
During the year under review, State Government's actual Recurrent Revenue was ₦42,351,743,670.00 while actual Capital Receipts was ₦2,300,000,000.00 representing 95% and 05% performance respectively.

Actual Recurrent Expenditure during the year was ₦33,035,747,691.29 while actual Capital Expenditure was ₦10,899,215,245.82 representing 75% and 25% performance respectively.

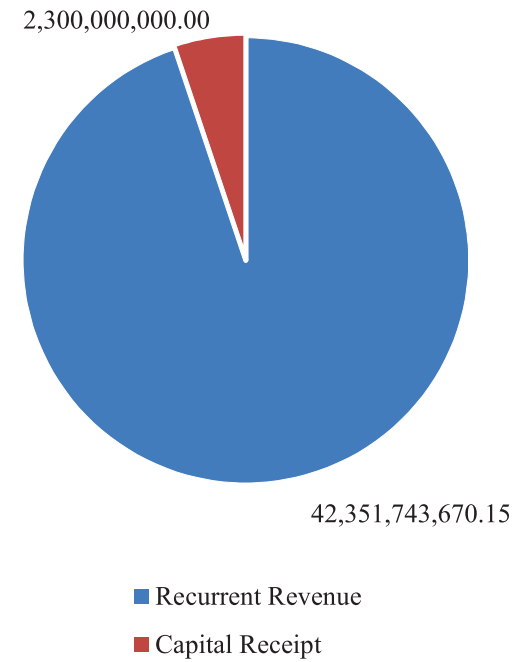
Details contained in figure on the page 2:

FINANCIAL HIGHLIGHTS FOR THE YEAR 2015				
S/NO	DESCRIPTIONS	ACTUAL 2015	FINAL BUDGET 2015	ACTUAL 2014
	RECURRENT REVENUE	N	N	N
1	STATUTORY ALLOCATION	32,101,125,315.12	38,544,307,000.00	38,590,416,063.26
2	EXCESS CRUDE OIL	152,922,123.94	6,790,864,000.00	1,771,258,814.63
3	VALUE ADDED TAX	7,233,852,611.75	9,287,994,000.00	7,420,905,699.32
4	ECOLOGICAL FUND	596,083,046.00	1,000,000,000.00	
5	INTERNAL REVENUE	2,267,760,573.34	4,365,462,000.00	3,135,218,774.56
	SUB TOTAL	42,351,743,670.15	59,988,627,000.00	50,917,799,351.77
	CAPITAL RECIEPTS			
1	GRANTS	800,000,000.00	2,855,000,000.00	
2	MISCELLANEOUS		2,000,000,000.00	3,665,947,574.64
3	INTERNAL LOANS	1,500,000,000.00	14,291,304,251.00	1,460,000,000.00
4	EXTERNAL LOANS		490,000,000.00	
	SUB TOTAL	2,300,000,000.00	19,636,304,251.00	5,125,947,574.64
	TOTAL RECEIPTS	44,651,743,670.15	79,624,931,251.00	56,043,746,926.41
	RECURRENT EXPENDITURE			
1	PERSONNEL COSTS (Including Salaries on CRF charges)	18,412,221,221.74	20,789,426,000.00	18,488,597,067.05
2	OVERHEAD COSTS	8,170,782,777.38	13,343,462,000.00	9,589,160,788.94
3	CONSOLIDATED FUND CHARGES (including Pension & Gratuity)	2,457,670,013.49	3,743,900,000.00	2,249,217,026.00
4	SUBVENTIONS TO PARASTATALS	1,413,920,887.69	3,475,876,000.00	1,500,477,011.00
5	PUBLIC DEBTS CHARGES	2,337,932,225.95	2,260,000,000.00	612,714,305.00
6	OTHER OPERATING ACTIVITIES (Advances)	243,220,565.04	908,900,000.00	161,733,580.00
	TOTAL RECURRENT EXPENDITURE	33,035,747,691.29	44,521,564,000.00	32,601,899,777.99
	CAPITAL EXPENDITURE	10,899,215,245.82	36,297,436,000.00	24,982,381,120.00
	TOTAL EXPENDITURE	43,934,962,937.11	80,819,000,000.00	57,584,280,897.99
	BALANCES			
1	NET CASH BALANCE	716,780,733.04	- 1,194,068,749.00	- 1,540,533,971.58
2	OPENING BALANCE	- 266,886,379.05	975,068,749.00	1,273,647,592.53
3	CLOSING BALANCE	449,894,353.99	- 219,000,000.00	- 266,886,379.05

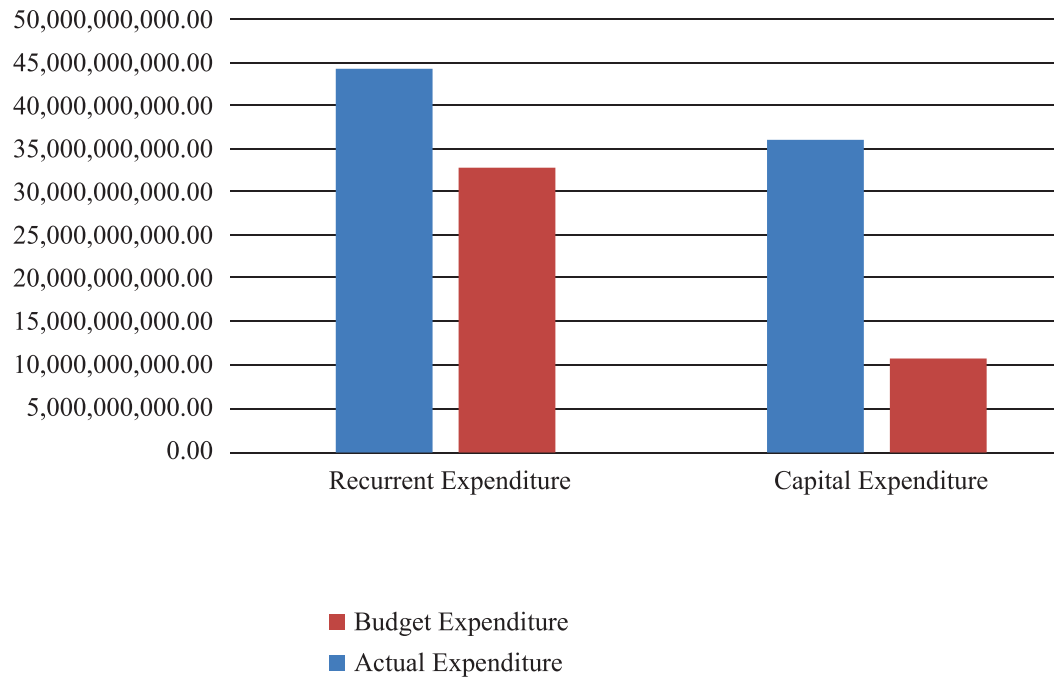
Analysis on Budget and Actual Revenue



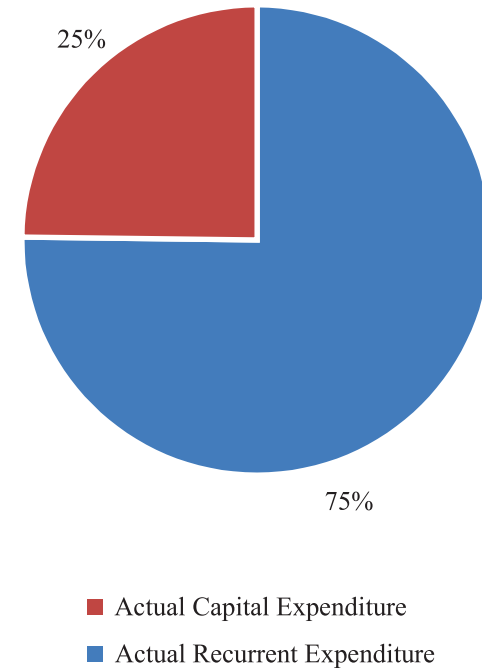
Actual Revenue



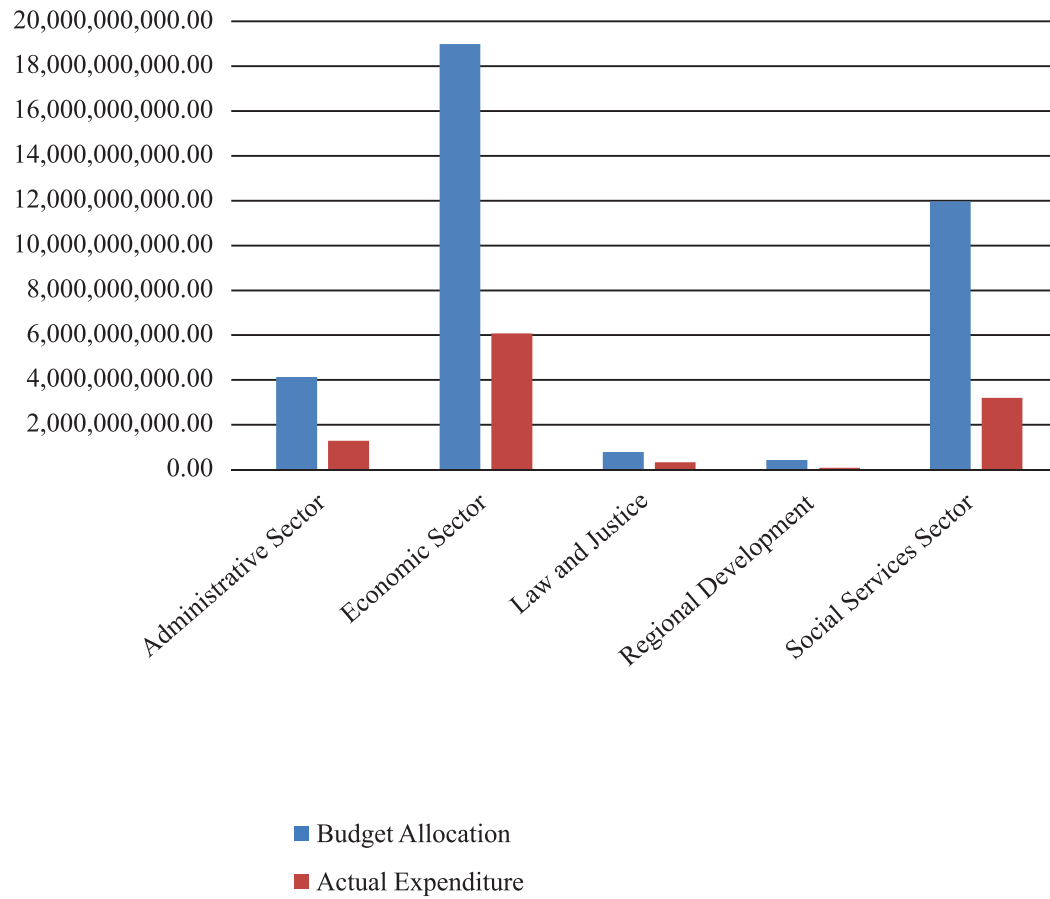
Analysis on Budget and Actual Expenditure



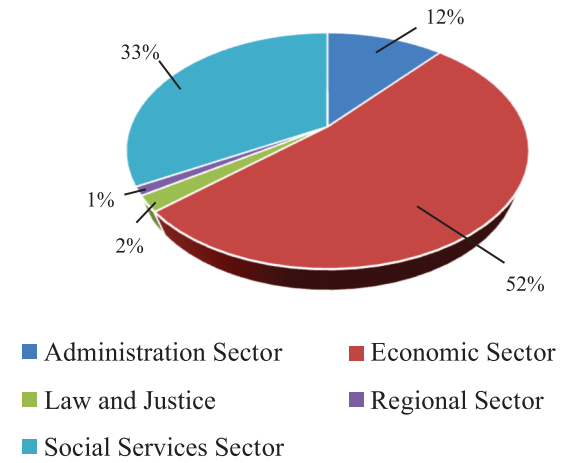
Actual Expenditure



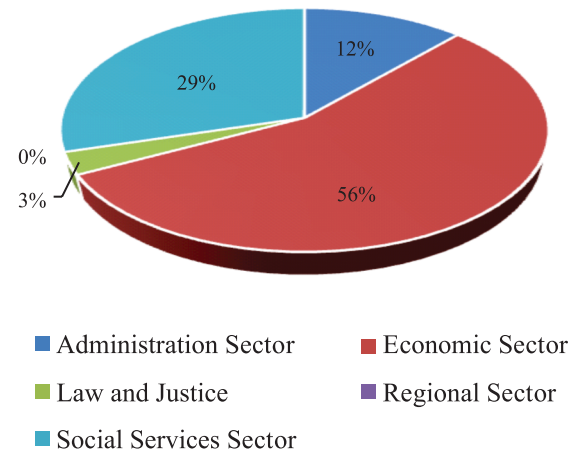
Analysis on Budget and Actual Expenditure by Sector



Sectoral Budget Allocation



Sectoral Actual Expenditure



RESPONSIBILITY FOR FINANCIAL STATEMENT

These financial statements have been prepared by the Accountant General of Yobe State in accordance with the provision of the Finance (Control and Management) Act 1958 and CAP 144 LFN, 1990. The Financial Statements comply with the generally accepted accounting practice and the new International Public Sector Accounting Standards (IPSAS) Cash Basis and General Purpose Financial Statements (GPFS) reporting format approved by the Federal Executive Council of Nigeria (FEC) in 2010.

The Accountant General is responsible for establishing and maintaining a system of internal controls, designed to provide reasonable assurance that the transactions are recorded within statutory authority and properly record the use of all public financial resources by the State Government.

To the best of my knowledge, this system of internal control has adequately operated throughout the period of reports and that the financial statements reflect the financial position of Yobe State Government of Nigeria as at 31st December, 2015.



USMAN M. BURA CNA
Accountant General
Yobe State

GENERAL PURPOSE OF THE FINANCIAL STATEMENT

The General Purpose Financial Statements (GPFS) is to give an overview of the Financial position and Cash resources of the Yobe State Government of Nigeria as at 31st December, 2015 as well as give a summary of purpose to which the resources received during the year was put into.

STATEMENT OF ACCOUNTING POLICIES

The General Purpose Financial Statements are prepared under International Public Sector Accounting Standard (IPSAS) Cash Basis of Accounting that recognizes transactions and events only when cash (including cash equivalent) is received or paid within the year under review. The GPFS are prepared under the historical cost and convention and in accordance with IPSAS and other applicable Standards. In addition GPFS are compliance with the provision of the Financial (Control and Management) Act 1958 and CAP 144 LFN, 1990, the Financial Regulations (2000) and other known legal requirements.

REPORTING CURRENCY

The General Purpose Financial Statements (GPFS) are prepared in Nigerian Naira

STATEMENT NO. 1
YOBE STATE GOVERNMENT OF NIGERIA
CASH FLOW STATEMENT FOR THE YEAR ENDED 31ST DECEMBER, 2015

ANNUAL		NOTES	ACTUAL YEAR	
			2015	2014
BUDGET 2015				
	Cash Flows from Operating Activities			
	Receipts:			
46,335,171,000.00	Statutory Allocations: FAAC	1	32,850,130,485.06	44,027,622,452.53
9,287,994,000.00	Value Added Tax Allocation	1	7,233,852,611.95	7,420,905,699.32
55,623,165,000.00	<i>Sub-total : Statutory Allocation</i>		40,083,983,097.01	51,448,528,151.85
1,669,302,000.00	Direct taxes	2	1,625,509,537.60	1,446,625,667.35
107,410,000.00	Licenses	2	79,118,146.27	27,238,408.46
1,116,950,000.00	Fees	2	55,348,224.03	165,178,660.62
3,700,000.00	Fines	2	270,284.00	1,039,231.04
699,300,000.00	Sales	2	24,427,510.00	395,080,896.00
190,450,000.00	Earnings	2	52,778,590.00	682,711,582.51
128,700,000.00	Sales/Rent of Government Buildings	2	40,602,108.00	58,843,331.21
	Sales/Rent on Lands and Others	2		
449,650,000.00	Repayments - General	2	389,706,173.44	
	Reimbursement	2		358,500,997.37
4,365,462,000.00	<i>Subtotal: Independent Revenue</i>		2,267,760,573.34	3,135,218,774.56
2,000,000,000.00	Other Revenue Sources of the State Government	3	-	-
61,988,627,000.00	Total Receipts		42,351,743,670.35	54,583,746,926.41
	Payments:			
20,789,426,000.00	Personnel Costs (including Salaries on CRF charges)	4	18,412,221,221.74	18,488,597,067.05
14,252,362,000.00	Overhead Charges	6	8,170,782,777.38	9,589,160,788.94
3,743,900,000.00	Consolidated Revenue Fund Charges	7	2,457,670,013.49	2,249,217,026.00
3,475,876,000.00	Subvention to Parastatals	8	1,413,920,887.69	1,500,477,011.00

ANNUAL BUDGET 2015		NOTES	ACTUAL YEAR	
			2015	2014
-	Other Operating Activities	18	243,220,565.04	161,733,580.00
42,261,564,000.00	Total Payments		30,697,815,465.34	31,989,185,472.99
19,727,063,000.00	Net Cash Flow from Operating Activities		11,653,928,205.01	22,594,561,453.42
	Cash Flows from Investment Activities:			
4,130,753,000.00	Capital Expenditure: Administrative Sector	11	1,283,237,523.47	2,424,160,237.00
18,984,983,000.00	Capital Expenditure: Economic Sector	11	6,075,876,665.03	14,309,252,929.00
788,500,000.00	Capital Expenditure: Law and Justice	11	329,193,581.85	558,337,593.00
424,000,000.00	Capital Expenditure: Regional Development	11	-	20,000,000.00
11,969,200,000.00	Capital Expenditure: Social Service Sector	11	3,210,907,475.47	7,670,630,361.00
	Capital Expenditure: Funded from Aid and Grants	10		
36,297,436,000.00	Total Capital Expenditure		10,899,215,245.82	24,982,381,120.00
	Sale of Fixed Assets			
- 16,570,373,000.00	Net Cash Flow from Investment Activities		754,712,959.19	- 2,387,819,666.58
	Cash Flows from Financing Activities:			
2,855,000,000.00	Proceeds from Aid and Grants	10	800,000,000.00	
490,000,000.00	Proceeds from external Loans			
14,291,304,251.00	Proceeds from Internal Loans	24	1,500,000,000.00	1,460,000,000.00
- 2,260,000,000.00	Repayment of External & Internal Loans (Including Servicing)	19&24	- 2,337,932,225.95	- 612,714,305.00
15,376,304,251.00	Net Cash Flow from Financing Activities		- 37,932,225.95	847,285,695.00
	Movement in Other Cash Equivalent Accounts:			
	(Increase)/Decrease in Investments			
- 1,194,068,749.00	Net (Increase)/Decrease in Other Cash Equivalents		716,780,733.24	- 1,540,533,971.58
	Total Cash Flow from Other Cash Equivalent Accounts			
	Net cash for the year			
975,068,749.00	Cash and its Equivalent as at 1 January 2015		- 266,886,379.05	1,273,647,592.53
- 219,000,000.00	Cash and its Equivalent as at 31 December 2015		449,894,354.19	- 266,886,379.05

STATEMENT NO. 2
YOBE STATE GOVERNMENT OF NIGERIA
STATEMENT OF ASSETS AND LIABILITIES AS AT 31ST DECEMBER, 2015

ASSETS	NOTES	2015	2014
Liquid Assets:			
Cash held by Accountant General			
- CRF Cash Balance		1,035,207	218,507,266
- CDF Cash Balance		448,859,147	(485,393,645)
- Cash Balances with Treasury	13	399,085,296	(478,566,775)
Cash held by Ministries Departments and Agencies	14	50,809,058	211,653,385
TOTAL LIQUID ASSETS		449,894,354	(266,913,390)
Investments and Other Cash Assets:			
State Investments	15	225,346,223	584,678,647
Revolving Loans Granted	18	639,453,554	596,550,531
Intangible Assets			
TOTAL INVESTMENTS AND OTHER CASH ASSETS		864,799,777	1,181,229,178
Operating Liabilities Over Assets		9,328,355,421	7,321,355,537
TOTAL ASSETS		10,643,049,551	8,235,671,325
PUBLIC FUNDS AND LIABILITIES			
PUBLIC FUNDS			
Consolidated Revenue Fund		1,035,207	218,507,266
Capital Development Fund		448,859,147	(485,393,645)
TOTAL PUBLIC FUNDS		449,894,354	(266,886,379)

ASSETS	NOTES	2015	2014
EXTERNAL AND INTERNAL LOANS			
External loans	19	6,062,290,762	5,716,484,323
Internal Loans	19	1,464,717,462	1,106,360,001
TOTAL EXTERNAL AND INTERNAL LOANS			
OTHER LIABILITIES			
CONTINGENT LIABILITES	26	2,666,146,973	1,679,713,380
TOTAL PUBLIC FUNDS AND LIABILITIES		10,643,049,551	8,235,671,325
The Accompanying Notes form part of these Statements			
Signed by State Accountant General			

STATEMENT NO. 3
YOBE STATE GOVERNMENT OF NIGERIA
STATEMENT OF CONSOLIDATED REVENUE FUND FOR THE YEAR ENDED 31ST DECEMBER, 2015

ACTUAL 2014		NOTES	ACTUAL 2015	FINAL BUDGET 2015	ORIGINAL BUDGET 2015	SUPPLEMENTARY BUDGET 2015
934,486,556.00	Opening Balance		218,507,265.79			
	ADD: REVENUE					
44,027,622,452.53	Statutory Allocation: FAAC	1	32,850,130,485.06	46,335,171,000.00	46,335,171,000.00	-
7,420,905,699.32	Value Added Tax Alloc.	1	7,233,852,611.95	9,287,994,000.00	9,287,994,000.00	-
52,383,014,707.85	Sub-Total - Statutory Allocation		40,302,490,362.80	55,623,165,000.00	55,623,165,000.00	-
						-
1,446,625,667.35	Direct Taxes	2	1,625,509,537.60	1,669,302,000.00	1,669,302,000.00	
27,238,408.46	Licenses	2	79,118,146.27	107,410,000.00	107,410,000.00	-
165,178,660.62	Fees	2	55,348,224.03	1,116,950,000.00	1,116,950,000.00	-
1,039,231.04	Fines	2	270,284.00	3,700,000.00	3,700,000.00	-
395,080,896.00	Sales	2	24,427,510.00	699,300,000.00	699,300,000.00	-
682,711,582.51	Earnings	2	52,778,590.00	190,450,000.00	190,450,000.00	-
58,843,331.21	Sales/Rent of Government Buildings	2	40,602,108.00	128,700,000.00	128,700,000.00	-
	Sales/Rent on Lands and Others	2			-	-
358,500,997.37	Repayment General	2	389,706,173.44	449,650,000.00	449,650,000.00	-
	Reimbursements	2			-	-
3,135,218,774.56	Sub-Total-Independent Revenue		2,267,760,573.34	4,365,462,000.00	4,365,462,000.00	-
						-
	Other Revenue Sources of the State Government	3				-
55,518,233,482.41	TOTAL REVENUE		42,570,250,936.14	59,988,627,000.00	59,988,627,000.00	-
55,518,233,482.41	TOTAL FUNDS AVAILABLE		42,570,250,936.14	59,988,627,000.00	59,988,627,000.00	-
	LESS: EXPENDITURE					-
18,488,597,067.05	Personnel Costs(including Salaries on CRF charges)	4	18,412,221,221.74	20,789,426,000.00	20,009,426,000.00	780,000,000.00
9,589,160,788.94	Overhead Charges	6	8,170,782,777.38	14,252,362,000.00	14,102,362,000.00	150,000,000.00
2,249,217,026.00	Consolidated Rev Fund Charges including Pension & Gratuity	7	2,457,670,013.49	3,743,900,000.00	3,743,900,000.00	
1,500,477,011.00	Subvention to Parastatals	8	1,413,920,887.69	3,475,876,000.00	3,715,876,000.00	-240,000,000.00
161,733,580.00	Other Operating Activities		243,220,565.04			-

ACTUAL 2014		NOTES	ACTUAL 2015	FINAL BUDGET 2015	ORIGINAL BUDGET 2015	SUPPLEMENTARY BUDGET 2015 -
	OTHER RECURRENT PAYMENTS/ EXPENDITURE					-
612,714,305.00	Repayments: External & Internal Loans (including servicing)	19	2,337,932,225.95	2,260,000,000.00	1,160,000,000.00	1,100,000,000.00
						-
32,601,899,777.99	TOTAL EXPENDITURE		33,035,747,691.29	44,521,564,000.00	42,731,564,000.00	1,790,000,000.00
22,916,333,704.42	OPERATING BALANCE		9,534,503,244.85	15,467,063,000.00	17,257,063,000.00	-1,790,000,000.00
						-
	APPROPRIATIONS/TRANSFERS					-
22,697,826,438.63	Transfer to Capital Dev. Fund		9,533,468,037.48	15,467,063,000.00	17,257,063,000.00	-1,790,000,000.00
22,697,826,438.63	Total transfers		9,533,468,037.48	15,467,063,000.00	17,257,063,000.00	-1,790,000,000.00
218,507,265.79	Closing Balance		1,035,207.37	-	-	-
The Accompanying Notes form part of these Statements						

**STATEMENT NO. 4
YOBE STATE GOVERNMENT OF NIGERIA
STATEMENT OF CAPITAL DEVELOPMENT FUND FOR THE YEAR ENDED 31ST DECEMBER, 2015**

ACTUAL 2014		NOTES	ACTUAL 2015	FINAL BUDGET 2015	ORIGINAL BUDGET 2015	SUPPLEMENTARY BUDGET 2015	
339,161,036.53	Opening Balance		- 485,393,644.84	975,068,749.00	975,068,749.00	-	%
						-	
	ADD: CAPITAL RECEIPTS					-	
22,697,826,438.63	Transfer from Consolidated Revenue Fund	9	9,533,468,037.48	15,467,063,000.00	17,257,063,000.00	(1,790,000,000.00)	62
	Aids and Grants	10	800,000,000.00	2,855,000,000.00	2,855,000,000.00	-	
	External Loans	19		490,000,000.00	490,000,000.00	-	
1,460,000,000.00	Internal Loans	24	1,500,000,000.00	14,291,304,251.00	14,291,304,251.00	-	10
	Other Capital Receipts			2,000,000,000.00	2,000,000,000.00	-	
24,157,826,438.63	Total Receipts		11,833,468,037.48	35,103,367,251.00	36,893,367,251.00	(1,790,000,000.00)	34
24,496,987,475.16	Total Capital Funds Available		11,348,074,392.64	36,078,436,000.00	37,868,436,000.00	(1,790,000,000.00)	31
						-	
	LESS: CAPITAL EXPENDITURE					-	
2,424,160,237.00	Administrative Sector	11	1,283,237,523.47	4,130,753,000.00	4,020,753,000.00	(110,000,000.00)	31
14,309,252,929.00	Economic Sector	11	6,075,876,665.03	18,984,983,000.00	20,584,983,000.00	1,600,000,000.00	32
558,337,593.00	Law and Justice	11	329,193,581.85	788,500,000.00	788,500,000.00	-	42
20,000,000.00	Regional Development	11	-	424,000,000.00	424,000,000.00	-	-
7,670,630,361.00	Social Service Sector	11	3,210,907,475.47	11,969,200,000.00	12,269,200,000.00	300,000,000.00	27
	Funded from Aids and Grants	10				-	
24,982,381,120.00	TOTAL CAPITAL EXPENDITURE		10,899,215,245.82	36,297,436,000.00	38,087,436,000.00	1,790,000,000.00	30
						-	
- 485,393,644.84	Closing Balance		448,859,146.82	- 219,000,000.00	- 219,000,000.00	-	

The Accompanying Notes form part of these Statements

YOBE STATE GOVERNMENT OF NIGERIA
NOTES TO THE FINANCIAL STATEMENTS FOR THE YEAR ENDED 31ST DECEMBER, 2015

NOTE	Details	Ref. Note	Amount	Amount		Remarks
1	A: Share of Statutory Allocation (FAAC 2015)			2015		
			N	N		
	Net Share of Statutory Allocation from FAAC	A	27,743,327,864.67			
	Add :Deduction at source for Loan Repayment	B	237,999,549.22	27,981,327,413.89		
	Share of Statutory Allocation - Other Agencies	C	4,715,880,947.23	4,715,880,947.23		
	Share of Federal Accounts Allocation- Excess Crude Oil	D	152,922,123.94	152,922,123.94		
	Total(GROSS) FAAC Allocation			32,850,130,485.06	32,254,047,439.06	

B: Value Added Tax 2015						
1	Share of Value Added Tax (VAT)	E		7,233,852,611.95		

NOTE	Details	Ref. Note	Amount	Amount		Remarks
1	A: Share of Statutory Allocation (FAAC 2014)					
			N	N		
	Net Share of Statutory Allocation from FAAC	A	38,257,062,969.25			
	Add :Deduction at source for Loan Repayment	B	333,353,094.01	38,590,416,063.26		
	Share of Statutory Allocation - Other Agencies	C		3,665,947,574.64		
	Share of Federal Accounts Allocation- Excess Crude Oil	D		1,771,258,814.63		
	Total(GROSS) FAAC Allocation			44,027,622,452.53		

B. Value Added Tax 2014						
1	Share of Value Added Tax (VAT)	E		7,420,905,699.32		

2	Internally Generated Revenue (Independent Revenue)	Ref.Note	Actual	Total Budget	Variance	Remarks
	Direct Taxes					
20008001	State Board of Internal Revenue		1,625,509,537.60	1,669,302,000.00	- 43,792,462.40	
	Total - Direct Taxes		1,625,509,537.60	1,669,302,000.00	- 43,792,462.40	
	Licences				-	
13001001	MINISTRY OF YOUTH & SOCIAL DEVELOPMENT		0.00	2,820,000.00	(2,820,000.00)	
15001001	MINISTRY OF AGRICULTURE		3,500.00	750,000.00	(746,500.00)	
15115001	YOBE STATE AGRICULTURE MECHANICAL AGENCY		520,000.00	20,000,000.00	(19,480,000.00)	
20008001	BOARD OF INTERNAL REVENUE		33,475,736.00	57,950,000.00	(24,474,264.00)	
21001001	MINISTRY OF HEALTH		-	1,800,000.00	(1,800,000.00)	
22001001	MINISTRY OF COMMERCE		-	14,200,000.00	(14,200,000.00)	
23001001	MINISTRY OF INFORMATION		-	20,000.00	(20,000.00)	
26001001	MINISTRY OF JUSTICE		45,088,910.27	20,000.00	45,068,910.27	
35001001	MINISTRY OF ENVIRONMENT		30,000.00	1,000,000.00	(970,000.00)	
52001001	MINISTRY OF WATER RESOURCES		-	8,000,000.00	(8,000,000.00)	
63001001	MIN. OF ANIMAL & FISH		-	850,000.00	(850,000.00)	
	Total Licences		79,118,146.27	107,410,000.00	(28,291,853.73)	
	Fees				-	
13001001	MINISTRY OF YOUTH & SOCIAL DEVELOPMENT		-	100,000.00	(100,000.00)	
15005001	YOSAMA		-	100,000.00	(100,000.00)	
18011001	JUDICIAL SERVICE COMMISSION		-	5,730,000.00	(5,730,000.00)	
22001001	MINISTRY OF COMMERCE		-	12,150,000.00	(12,150,000.00)	
23001001	MINISTRY OF INFORMATION		-	150,000.00	(150,000.00)	
26001001	MINISTRY OF JUSTICE		42,820,044.82	601,400,000.00	(558,579,955.18)	
34001001	MINISTRY OF WORKS		-	3,000,000.00	(3,000,000.00)	
15001001	MINISTRY OF AGRICULTURE		2,759,233.21	3,100,000.00	(340,766.79)	
15102001	AGRICULTURAL DEV. PROGRAMME		-	100,000.00	(100,000.00)	
17001001	MINISTRY OF EDUCATION		710,776.00	10,000,000.00	(9,289,224.00)	
17010001	AGENCY FOR MASS EDUCATION		-	50,000.00	(50,000.00)	
17056001	SCHOLARSHIP BOARD		-	2,000,000.00	(2,000,000.00)	
18011001	JUDICIAL SERVICE COMMISSION		864,014.00	2,000,000.00	(1,135,986.00)	
20001001	MINISTRY OF FINANCE		330,000.00	48,000,000.00	(47,670,000.00)	

2	Internally Generated Revenue (Independent Revenue)	Ref.Note	Actual	Total Budget	Variance	Remarks
21102001	HOSPITAL MANAGEMENT BOARD		-	5,000,000.00	(5,000,000.00)	
21104001	SCHOOL OF NURSING DAMATURU		-	16,000,000.00	(16,000,000.00)	
21106001	SCHOOL OF HEALTH TECHNOLOGY NGURU		-	14,000,000.00	(14,000,000.00)	
23003001	YOBE TELEVISION (YTV)		-	19,000,000.00	(19,000,000.00)	
23004001	YOBE BROADCASTING CORPORATION		-	9,000,000.00	(9,000,000.00)	
26051001	HIGH COURT		216,500.00	2,450,000.00	(2,233,500.00)	
26052001	SHARIA COURT DIVISION		59,590.00	2,000,000.00	(1,940,410.00)	
26053001	SHARIA COURT OF APPEAL		-	6,500,000.00	(6,500,000.00)	
29001001	MINISTRY OF TRANSPORT & ENERGY		59,500.00	2,050,000.00	(1,990,500.00)	
35001001	MINISTRY OF ENVIRONMENT		269,000.00	11,770,000.00	(11,501,000.00)	
40001001	OFFICE OF THE STATE AUDITOR GENERAL		-	2,000,000.00	(2,000,000.00)	
47001001	CIVIL SERVICE COMMISSION		209,350.00	5,400,000.00	(5,190,650.00)	
48001001	STATE INDEPENDENT ELECTION COMMISSION		-	10,000,000.00	(10,000,000.00)	
52001001	MINISTRY OF WATER RESOURCES		2,100,000.00	12,000,000.00	(9,900,000.00)	
53001001	MINISTRY OF HOUSING		30,000.00	9,000,000.00	(8,970,000.00)	
60001001	MINISTRY OF LAND & SURVEY		67,000.00	32,900,000.00	(32,833,000.00)	
60001001	MINISTRY OF LAND & SURVEY		3,861,316.00	32,900,000.00	(29,038,684.00)	
63001001	MIN. OF ANIMAL & FISH		991,900.00	4,100,000.00	(3,108,100.00)	
64002001	COLLEGE OF EDUCATION GASHUA		-	42,000,000.00	(42,000,000.00)	
64003001	CABS POTISKUM		-	26,500,000.00	(26,500,000.00)	
64004001	COLLEGE OF AGRIC GUJBA		-	14,000,000.00	(14,000,000.00)	
64005001	COLLEGE OF LEGAL AND ISLAMIC STUDIES		-	42,000,000.00	(42,000,000.00)	
64006001	POLYTECHNIC GEIDAM		-	26,500,000.00	(26,500,000.00)	
64007001	YOBE STATE UNIVERSITY		-	82,000,000.00	(82,000,000.00)	
	Total Fees		55,348,224.03	1,116,950,000.00	(1,061,601,775.97)	-
	Fines					
17008001	LIBRARY BOARD		-	50,000.00	50,000.00	
20008001	BOARD OF INTERNAL REVENUE		-	3,300,000.00	3,300,000.00	
21102001	HOSPITAL MANAGEMENT BOARD		270,284.00	50,000.00	(220,284.00)	
26051001	HIGH COURT		-	300,000.00	300,000.00	
	Total Fines		270,284.00	3,700,000.00	3,429,716.00	
	Sales					

2	Internally Generated Revenue (Independent Revenue)	Ref.Note	Actual	Total Budget	Variance	Remarks
15001001	MINISTRY OF AGRICULTURE		-	564,600,000.00	(564,600,000.00)	
15102001	AGRICULTURAL DEV. PROGRAMME		-	150,000.00	(150,000.00)	
15115001	YOSAMA		-	100,000.00	(100,000.00)	
20001001	MINISTRY OF FINANCE		18,240,000.00	16,000,000.00	2,240,000.00	
21001001	MINISTRY OF HEALTH		-	150,000.00	(150,000.00)	
23001001	MINISTRY OF INFORMATION		-	500,000.00	(500,000.00)	
23013001	PRINTING CORPORATION		287,510.00	2,500,000.00	(2,212,490.00)	
25001001	HEAD OF SERVICE		-	4,000,000.00	(4,000,000.00)	
26001001	MINISTRY OF JUSTICE		-	50,000.00	(50,000.00)	
35001001	MINISTRY OF ENVIRONMENT		-	2,900,000.00	(2,900,000.00)	
53001001	MINISTRY OF HOUSING		5,900,000.00	108,000,000.00	(102,100,000.00)	
60001001	MINISTRY OF LAND & SURVEY		-	200,000.00	(200,000.00)	
63001001	MIN. OF ANIMAL & FISH		-	150,000.00	(150,000.00)	
	Total Sales		24,427,510.00	699,300,000.00	(674,872,490.00)	
	Earnings				-	
13001001	MINISTRY OF YOUTH & SOCIAL DEVELOPMENT		2,400,000.00	50,000.00	2,350,000.00	
14001001	MINISTRY OF WOMEN AFFAIRS		-	3,000,000.00	(3,000,000.00)	
20001001	MINISTRY OF FINANCE		50,100,000.00	-	50,100,000.00	
21102001	HOSPITAL MANAGEMENT BOARD		-	19,400,000.00	(19,400,000.00)	
22001001	MINISTRY OF COMMERCE		-	3,250,000.00	(3,250,000.00)	
23001001	MINISTRY OF INFORMATION		-	600,000.00	(600,000.00)	
23003001	YBE TELEVISION AUTHORITY		-	10,000,000.00	(10,000,000.00)	
23004001	YOBE BROADCASTING CORPORATION		-	5,000,000.00	(5,000,000.00)	
25001001	HEAD OF SERVICE		-	2,000,000.00	(2,000,000.00)	
29001001	MINISTRY OF TRANSPORT & ENERGY		-	17,000,000.00	(17,000,000.00)	
39051001	SPORT COUNCIL		-	400,000.00	(400,000.00)	
34001001	MINISTRY OF WORKS		277,590.00	97,100,000.00	(96,822,410.00)	
52001001	MINISTRY OF WATER RESOURCES		1,000.00	32,650,000.00	(32,649,000.00)	
	Total Earnings		52,778,590.00	190,450,000.00	(137,671,410.00)	

2	Sales/Rent of Government Buildings	Ref.Note	Actual	Total Budget	Variance	Remarks
11013001	SSG'S OFFICE (LIAISONS OFFICES)		-	25,000,000.00	(25,000,000.00)	
20001001	MINISTRY OF FINANCE		40,000,000.00	100,000,000.00	(60,000,000.00)	
34001001	MINISTRY OF WORKS		602,108.00	-	602,108.00	
60001001	MINISTRY OF LAND & SURVEY		-	3,700,000.00	(3,700,000.00)	
	Total Sales/Rent on Building		40,602,108.00	128,700,000.00	(88,097,892.00)	
	Repayments					
13001001	MINISTRY OF YOUTH & SOCIAL DEVELOPMENT		5,100,000.00	-	5,100,000.00	
15001001	MINISTRY OF AGRICULTURE		-	1,000,000.00	(1,000,000.00)	
20001001	Ministry of Finance		384,606,173.44	448,650,000.00	(64,043,826.56)	
	Total Repayments		389,706,173.44	449,650,000.00	(59,943,826.56)	
	Re-imburement				-	
	Total IGR (Independent Revenue)		2,267,760,573.34	4,365,462,000.00	(2,097,701,426.66)	

3	Other Revenue Sources of the Yobe State Government:	Ref.Note	Actual	Total Budget	Variance	Remarks
14020203	Refund from Federal Government		0	2,000,000,000	2,000,000,000.00	
	Total Other Revenue Sources		-	2,000,000,000.00	2,000,000,000.00	

4	A-Total Personnel Costs (including Salaries on CRF charges)	Ref.Note	Actual	Total Budget	Variance	Remarks
	List of MDA: Administrative Sector					
11001001	GOVERNMENT HOUSE		123,456,415.87	130,776,000.00	7,319,584.13	
11013001	OFFICE OF THE SECRETARY TO THE STATE GOVERNMENT		342,034,356.36	410,667,000.00	68,632,643.64	
11035001	LOCAL GOVERNMENT PENSION BOARD		8,636,479.14	8,644,000.00	7,520.86	
11037001	PILGRIMS WELFARE COMMISSION		12,320,516.23	21,955,000.00	9,634,483.77	
12001001	HOUSE OF ASSEMBLY		123,719,691.88	213,590,000.00	89,870,308.12	
12004001	HOUSE OF ASSEMBLY SERVICE COMMISSION		8,881,084.00	25,069,000.00	16,187,916.00	
23001001	MINISTRY OF INFORMATION		51,004,783.23	62,109,000.00	11,104,216.77	
23001002	HISTORY BUREAU		2,727,720.81	4,271,000.00	1,543,279.19	

4	A-Total Personnel Costs (including Salaries on CRF charges)	Ref.Note	Actual	Total Budget	Variance	Remarks
23003001	YOBE TELEVISION (YTV)		90,864,410.00	98,594,000.00	7,729,590.00	
23004001	YOBE BROADCASTING CORPORATION		95,320,051.00	98,448,000.00	3,127,949.00	
23013001	PRINTING CORPORATION		24,315,460.00	25,205,000.00	889,540.00	
23057001	COUNCIL FOR ARTS & CULTURE		35,246,771.00	41,907,000.00	6,660,229.00	
25001001	HEAD OF SERVICE		119,860,218.50	123,719,000.00	3,858,781.50	
17004001	CABS POTISKUM		500,958,215.50	516,033,000.00	15,074,784.50	
40001001	OFFICE OF THE STATE AUDITOR GENERAL		53,533,049.00	60,566,000.00	7,032,951.00	
40002001	LOCAL GOVERNMENT AUDIT		64,429,745.51	65,129,000.00	699,254.49	
47001001	CIVIL SERVICE COMMISSION		25,632,285.85	27,483,000.00	1,850,714.15	
47002001	LOCAL GOVERNMENT SERVICE COMMISSION		20,596,520.00	25,355,000.00	4,758,480.00	
48001001	STATE INDEPENDENT ELECTION COMMISSION		3,763,233.00	5,990,000.00	2,226,767.00	
62001001	MINISTRY OF RELIGIOUS AFFAIRS		27,323,273.92	27,328,000.00	4,726.08	
20001004	PUBLIC OFFICE HOLDERS		1,230,300,126.56	2,310,000,000.00	1,079,699,873.44	
	total Administrative Sector		2,964,924,407.36	4,302,838,000.00	258,213,719.20	
	List of MDA: Economic Sector					
15001001	MINISTRY OF AGRICULTURE		319,866,019.32	320,185,000.00	318,980.68	
15102001	AGRICULTURAL DEV. PROGRAMME		153,565,400.27	174,275,000.00	20,709,599.73	
15115001	YOBE STATE AGRICULTURE MECHANICAL AGENCY		97,871,346.74	108,941,000.00	11,069,653.26	
17004001	COLLEGE OF AGRIC GUJBA		350,603,762.28	370,864,000.00	20,260,237.72	
20001001	MINISTRY OF FINANCE		483,258,940.71	570,748,000.00	87,489,059.29	
20008001	BOARD OF INTERNAL REVENUE		80,053,365.00	80,122,000.00	68,635.00	
22001001	MINISTRY OF COMMERCE		91,861,625.36	100,613,000.00	8,751,374.64	
22051001	SMALL SCALE INDUSTRIES		8,715,154.00	9,163,000.00	447,846.00	
22059001	YOBE MICRO FINANCE BANK		3,194,616.00	5,378,000.00	2,183,384.00	
24007001	FIRE SERVICE		105,408,489.00	125,732,000.00	20,323,511.00	
29001001	MINISTRY OF TRANSPORT & ENERGY		110,102,129.81	115,133,000.00	5,030,870.19	
31003001	RURAL ELECTRIFICATION BOARD		170,149,721.01	185,020,000.00	14,870,278.99	
34001001	MINISTRY OF WORKS		168,004,674.66	170,980,000.00	2,975,325.34	
38001001	MINISTRY OF BUDGET & ECONOMIC PLANNING		58,549,245.72	58,610,000.00	60,754.28	
52001001	MINISTRY OF WATER RESOURCES		34,367,915.00	36,307,000.00	1,939,085.00	

4	A-Total Personnel Costs (including Salaries on CRF charges)	Ref.Note	Actual	Total Budget	Variance	Remarks
52102001	WATER CORPORATION		281,550,690.01	300,971,000.00	19,420,309.99	
52103001	RURAL WATER SUPPLY & SANITATION AGENCY		90,224,074.98	92,231,000.00	2,006,925.02	
53001001	MINISTRY OF HOUSING		96,986,677.48	110,266,000.00	13,279,322.52	
53010001	HOUSING & PROPERTY DEV.		34,430,704.69	37,734,000.00	3,303,295.31	
60001001	MINISTRY OF LAND & SURVEY		186,214,634.50	200,138,000.00	13,923,365.50	
63001001	MIN. OF ANIMAL & FISH		454,315,893.45	510,610,000.00	56,294,106.55	
	Total Economic Sector		3,379,295,079.99	3,684,021,000.00	304,725,920.01	
	List of MDA: Law and Justice Sector					
26001001	MINISTRY OF JUSTICE		168,681,532.14	183,475,000.00	14,793,467.86	
26001002	PERORAGATIVE OF MERCY		2,305,970.00	2,496,000.00	190,030.00	
26051001	HIGH COURT		239,770,512.37	360,310,000.00	120,539,487.63	
26052001	SHARIA COURT DIVISION		154,407,558.27	157,599,000.00	3,191,441.73	
26053001	SHARIA COURT OF APPEAL		102,011,012.07	151,481,000.00	49,469,987.93	
18011001	JUDICIAL SERVICE COMMISSION		33,890,876.13	33,898,000.00	7,123.87	
17005001	COLLEGE OF LEGAL AND ISLAMIC STUDIES		286,729,463.94	300,033,000.00	13,303,536.06	
	Total Law and Justice Sector		987,796,924.92	1,189,292,000.00	201,495,075.08	
	Lis of MDA: Regional Sector					
51021001	MIN. OF INTERGRATED& COMM. RURAL DEV.		127,306,556.27	140,726,000.00	13,419,443.73	
	Total Regional Sector		127,306,556.27	140,726,000.00	13,419,443.73	
	List of MDA: Social Sector					
13001001	MINISTRY OF YOUTH & SOCIAL DEVELOPMENT		133,880,784.57	140,273,000.00	6,392,215.43	
14001001	MINISTRY OF WOMEN AFFAIRS		57,360,156.03	60,273,000.00	2,912,843.97	
17001001	MINISTRY OF EDUCATION		101,437,157.80	118,917,000.00	17,479,842.20	
17001001	MINISTRY OF HIGHER EDUCATION		14,439,550.00	16,789,000.00	2,349,450.00	
17002001	COLLEGE OF EDUCATION GASHUA		945,808,589.80	970,139,000.00	24,330,410.20	
17003001	STATE UNIVERSAL BASIC EDUCATION BOARD		659,031,179.42	700,378,000.00	41,346,820.58	
17006001	STATE POLYTECHNIC GEIDAM		246,527,244.00	262,386,000.00	15,858,756.00	
17007001	YOBE STATE UNIVERSITY		1,059,871,392.14	1,154,656,000.00	94,784,607.86	
17008001	LIBRARY BOARD		59,148,209.24	63,319,000.00	4,170,790.76	
17010001	AGENCY FOR MASS EDUCATION		231,342,182.69	250,380,000.00	19,037,817.31	

4	A-Total Personnel Costs (including Salaries on CRF charges)	Ref.Note	Actual	Total Budget	Variance	Remarks
17031001	ARABIC AND ISLAMIC BOARD		17,266,290.00	17,573,000.00	306,710.00	
17054001	TEACHING SERVICE BOARD		2,109,127,350.58	2,200,377,000.00	91,249,649.42	
17055001	SCIENCE & TECHNICAL EDUCATION BOARD		964,466,104.92	1,000,658,000.00	36,191,895.08	
17056001	SCHOLARSHIP BOARD		20,149,554.00	22,275,000.00	2,125,446.00	
21001001	MINISTRY OF HEALTH		803,657,529.40	840,105,000.00	36,447,470.60	
21102001	HOSPITAL MANAGEMENT BOARD		2,169,021,732.41	2,236,072,000.00	67,050,267.59	
21103001	TRADITIONAL MEDICINE BOARD		7,757,960.34	8,233,000.00	475,039.66	
21104001	SCHOOL OF NURSING DAMATURU		106,903,308.65	110,932,000.00	4,028,691.35	
35001001	MINISTRY OF ENVIRONMENT		515,615,281.85	530,277,000.00	14,661,718.15	
35001004	NEAZADP		62,534,604.00	67,088,000.00	4,553,396.00	
35016001	ENVIRONMENT PROTECTION AGENCY		248,373,305.69	250,029,000.00	1,655,694.31	
39001001	MINISTRY OF SPORT		24,330,040.51	28,674,000.00	4,343,959.49	
39051001	SPORT COUNCIL		105,207,131.96	105,912,000.00	704,868.04	
39051002	DESERT STARS		13,014,000.00	15,315,000.00	2,301,000.00	
51001001	MINISTRY FOR LOCAL GOVERNMENT		54,192,463.68	60,841,000.00	6,648,536.32	
51002001	EMIRATE COUNCIL		222,435,149.52	240,678,000.00	18,242,850.48	
	Total Social Sector		10,952,898,253.20	11,472,549,000.00	519,650,746.80	
	Total Personnel Cost		18,412,221,221.74	20,789,426,000.00	2,377,204,778.26	

6	Overhead Costs	Ref.Note	Actual	Total Budget	Variance	Remarks
	List of MDA: Administrative Sector					
11001001	GOVERNMENT HOUSE		1,336,271,440.64	1,800,000,000.00	463,728,559.36	
11001002	OFFICE OF THE DEPUTY GOVERNOR		229,979,000.00	255,901,000.00	25,922,000.00	
11001003	SPECIAL ADVISERS		38,750,000.00	144,000,000.00	105,250,000.00	
11005001	MILLENNIUM DEVELOPMENT GOALS (MDG)		230,899,458.01	231,400,000.00	500,541.99	
11008001	STATE EMERGENCY RELIEF AGENCY		188,912,595.00	354,000,000.00	165,087,405.00	
11013001	OFFICE OF THE SECRETARY TO THE STATE GOVERNMENT		2,693,064,022.30	2,912,763,000.00	219,698,977.70	
11013003	UNICEF COORDINATOR		800,000.00	1,200,000.00	400,000.00	
11013004	LANDSCAPE UNIT		400,000.00	600,000.00	200,000.00	

6	Overhead Costs	Ref.Note	Actual	Total Budget	Variance	Remarks
11013005	KOREAN TECHNICAL TEAM		720,000.00	1,080,000.00	360,000.00	
11013006	NATIONAL VOLUNTEER SERVICE		160,000.00	240,000.00	80,000.00	
11013007	MAINTENANCE UNIT		400,000.00	600,000.00	200,000.00	
11013008	DPRS GOVERNOR'S OFFICE		-	1,200,000.00	1,200,000.00	
11013009	SPECIAL DUTIES		-	1,200,000.00	1,200,000.00	
11021001	LAISION OFFICE LAGOS		2,400,000.00	2,400,000.00	-	
11021002	LAISION OFFICE KADUNA		2,400,000.00	2,400,000.00	-	
11021003	LIAISON OFFICE ABUJA		16,000,000.00	27,600,000.00	11,600,000.00	
11021004	LAISION OFFICE MAIDUGURI		1,600,000.00	2,400,000.00	800,000.00	
12001001	HOUSE OF ASSEMBLY		888,838,417.50	1,484,100,000.00	595,261,582.50	
12004001	HOUSE OF ASSEMBLY SERVICE COMMISSION		4,000,000.00	64,200,000.00	60,200,000.00	
23001001	MINISTRY OF INFORMATION		10,660,000.00	47,735,000.00	37,075,000.00	
25001001	HEAD OF SERVICE		104,872,044.00	124,000,000.00	19,127,956.00	
40001001	OFFICE OF THE STATE AUDITOR GENERAL		51,895,000.00	102,800,000.00	50,905,000.00	
40002001	OFFICE OF THE AUDITOR GEN. LOCAL GOVERNMENT AUDIT		21,025,000.00	37,280,000.00	16,255,000.00	
47001001	CIVIL SERVICE COMMISSION		5,600,000.00	28,400,000.00	22,800,000.00	
47002001	LOCAL GOVERNMENT SERVICE COMMISSION		2,400,000.00	3,600,000.00	1,200,000.00	
48001001	STATE INDEPENDENT ELECTION COMMISSION		4,000,000.00	6,000,000.00	2,000,000.00	
62001001	MINISTRY OF RELIGIOUS AFFAIRS		109,740,000.00	144,000,000.00	34,260,000.00	
	Total Administrative Sector		5,945,786,977.45	7,781,099,000.00	1,835,312,022.55	
	List of MDA: Economic Sector					
15001001	MINISTRY OF AGRICULTURE		8,000,000.00	1,210,240,000.00	1,202,240,000.00	
63001001	MIN. OF ANIMAL & FISH		5,000,000.00	61,000,000.00	56,000,000.00	
20001001	MINISTRY OF FINANCE		55,240,500.00	105,000,000.00	49,759,500.00	
20001003	MISCELLANEOUS EXPENCES	F	885,646,430.49	1,914,528,000.00	1,028,881,569.51	
20002001	DEBT MANAGEMENT OFFICE		400,000.00	600,000.00	200,000.00	
20007001	ACCOUNTANT GENERAL OFFICE		4,800,000.00	8,000,000.00	3,200,000.00	
20007002	PROJECT FINANCIAL MANAGEMENT UNIT		400,000.00	1,200,000.00	800,000.00	
22001001	MINISTRY OF COMMERCE		8,063,851.44	145,000,000.00	136,936,148.56	
29001001	MINISTRY OF TRANSPORT & ENERGY		5,000,000.00	28,000,000.00	23,000,000.00	
34001001	MINISTRY OF WORKS		8,000,000.00	12,000,000.00	4,000,000.00	

6	Overhead Costs	Ref.Note	Actual	Total Budget	Variance	Remarks
38001001	MINISTRY OF BUDGET & ECONOMIC PLANNING		27,453,000.00	41,320,000.00	13,867,000.00	
38001002	BUDGET PERFORMANCE UNIT				-	
38001003	BUDGET MONITORING & INSPECTION		3,000,000.00	3,000,000.00	-	
38001004	DONOR CORDINATION UNIT		15,600,000.00	15,600,000.00	-	
38001005	STATISTIC DEPT.		2,400,000.00	3,600,000.00	1,200,000.00	
52001001	MINISTRY OF WATER RESOURCES		8,000,000.00	12,000,000.00	4,000,000.00	
53001001	MINISTRY OF HOUSING		5,000,000.00	17,000,000.00	12,000,000.00	
60001001	MINISTRY OF LAND & SURVEY		8,995,000.00	12,000,000.00	3,005,000.00	
60001002	SOLID MINERAL		-	1,200,000.00	1,200,000.00	
	Total Economic Sector		1,050,998,781.93	3,591,288,000.00	2,540,289,218.07	
	List of MDA: Law and Justice Sector					
18011001	JUDICIAL SERVICE COMMISSION		3,600,000.00	22,700,000.00	19,100,000.00	
26001001	MINISTRY OF JUSTICE		11,989,963.00	101,337,000.00	89,347,037.00	
26001002	PERORAGATIVE OF MERCY		9,000,000.00	21,800,000.00	12,800,000.00	
26001003	RENT TRIBUNAL		1,600,000.00	2,400,000.00	800,000.00	
26001004	SANITATION COURT		2,400,000.00	3,600,000.00	1,200,000.00	
26001005	REVENUE COURT		320,000.00	960,000.00	640,000.00	
	Total Law and Justice Sector		28,909,963.00	152,797,000.00	123,887,037.00	
	Lis of MDA: Regional Sector					
51021001	MIN. OF INTERGRATED& COMM. RURAL DEV.		5,000,000.00	36,000,000.00	31,000,000.00	
	Total Regional Sector		5,000,000.00	36,000,000.00	31,000,000.00	
	List of MDA: Sector Sector					
13001001	MINISTRY OF YOUTH & SOCIAL DEVELOPMENT		35,969,500.00	226,848,000.00	190,878,500.00	
13052001	NYSC FIKA		400,000.00	600,000.00	200,000.00	
14001001	MINISTRY OF WOMEN AFFAIRS		8,630,000.00	87,500,000.00	78,870,000.00	
14001002	FAMILY SUPPORT MCHC		1,750,000.00	3,000,000.00	1,250,000.00	
17001001	MINISTRY OF EDUCATION		757,122,796.00	1,627,630,000.00	870,507,204.00	
17001002	FRENCH AND KANURI CENTRE				-	
17030001	ZONAL INSPECTORATE		400,000.00	1,800,000.00	1,400,000.00	
21001001	MINISTRY OF HEALTH		307,014,759.00	498,000,000.00	190,985,241.00	
21001002	EPIDEMOLOGICAL UNIT EPI		800,000.00	1,200,000.00	400,000.00	

6	Overhead Costs	Ref.Note	Actual	Total Budget	Variance	Remarks
21001003	NPI UNIT		800,000.00	1,200,000.00	400,000.00	
35001001	MINISTRY OF ENVIRONMENT		5,000,000.00	67,000,000.00	62,000,000.00	
39001001	MINISTRY OF SPORT		5,000,000.00	15,000,000.00	10,000,000.00	
51001001	MINISTRY FOR LOCAL GOVERNMENT		8,000,000.00	12,000,000.00	4,000,000.00	
51002001	EMIRATE COUNCIL		-	5,600,000.00	5,600,000.00	
64001001	MINISTRY OF HIGHER EDUCATION		9,200,000.00	143,800,000.00	134,600,000.00	
64001002	REMEDIAL PROGRAMME			-	-	
	Total Social Sector		1,140,087,055.00	2,691,178,000.00	1,551,090,945.00	
	Total Overhead Cost		8,170,782,777.38	14,252,362,000.00	6,081,579,222.62	

7	Consolidated Revenue Fund Charges (Including Service Wide Votes)	Ref.Note	Actual	Total Budget	Variance	Remarks
22021007	Assistance to Emirate Councils		-	15,000,000.00	15,000,000.00	
21020101	Council of Ulama		-	10,000,000.00	10,000,000.00	
21020202	2.5% State Contribution to L. G Pension		-	-	-	
22021026	Local Government Share of Revenue (10%)		-	300,000,000.00	300,000,000.00	
22021025	3% of IGR to Board of Internal revenue		60,280,799.88	108,000,000.00	47,719,200.12	
22010102	Pension and Gratuities		2,254,387,023.61	2,500,000,000.00	245,612,976.39	
22030106	Public Office Holders Vehicle Loan		143,002,190.00	810,900,000.00	667,897,810.00	
	Total Consolidated Revenue Fund Charges		2,457,670,013.49	3,743,900,000.00	1,286,229,986.51	

8	Subventions to Parastatals (According to Sectors-List)	Ref.Note	Actual	Total Budget	Variance	Remarks
	List of MDA: Administrative Sector					
11013010	INFRASTRUCTURAL DEV. FUND (I DF)		1,200,000.00	2,400,000.00	1,200,000.00	
11033001	YOSACA		13,820,000.00	54,800,000.00	40,980,000.00	
11035001	LOCAL GOVERNMENT PENSION BOARD		1,200,000.00	1,800,000.00	600,000.00	
11037001	PILGRIMS WELFARE COMMISSION		474,502,925.55	619,981,000.00	145,478,074.45	
23001002	HISTORY BUREAU		900,000.00	2,825,000.00	1,925,000.00	
23003001	YOBE TELEVISION (YTV)		15,950,000.00	40,000,000.00	24,050,000.00	
23004001	YOBE BROADCASTING CORPORATION		3,600,000.00	80,420,000.00	76,820,000.00	
23013001	PRINTING CORPORATION		2,800,000.00	20,121,000.00	17,321,000.00	

8	Subventions to Parastatals (According to Sectors-List)	Ref.Note	Actual	Total Budget	Variance	Remarks
23057001	COUNCIL FOR ARTS & CULTURE		3,000,000.00	4,500,000.00	1,500,000.00	
62001002	YOBE MOSQUE AND ISLAMIC CENTRE		54,800,000.00	61,200,000.00	6,400,000.00	
64003001	CABS POTISKUM		4,000,000.00	33,000,000.00	29,000,000.00	
24007001	FIRE SERVICE		7,200,000.00	22,800,000.00	15,600,000.00	
	Total Administrative Sector		582,972,925.55	943,847,000.00	360,874,074.45	
	List of MDA: Economic Sector					
15102001	AGRICULTURAL DEV. PROGRAMME		-	22,000,000.00	22,000,000.00	
15110001	FERTILIZER BLENDING PLANT		400,000.00	8,644,000.00	8,244,000.00	
15115001	YOBE STATE AGRICULTURE MECHANICAL AGENCY		2,100,000.00	4,200,000.00	2,100,000.00	
20001002	STATE TENDERS BOARD		800,000.00	1,200,000.00	400,000.00	
20008001	BOARD OF INTERNAL REVENUE		17,450,654.50	25,700,000.00	8,249,345.50	
22051001	SMALL SCALE INDUSTRIES		2,800,000.00	4,200,000.00	1,400,000.00	
31003001	RURAL ELECTRIFICATION BOARD		3,600,000.00	5,400,000.00	1,800,000.00	
52102001	WATER CORPORATION		16,128,999.00	53,000,000.00	36,871,001.00	
52103001	RURAL WATER SUPPLY & SANITATION AGENCY		12,753,500.00	18,400,000.00	5,646,500.00	
53010001	HOUSING & PROPERTY DEV.		2,800,000.00	4,200,000.00	1,400,000.00	
63002001	MODERN ABATTOIR		400,000.00	600,000.00	200,000.00	
63003001	PILOT LIVESTOCK		12,450,000.00	144,000,000.00	131,550,000.00	
64004001	COLLEGE OF AGRIC GUJBA		4,450,000.00	33,000,000.00	28,550,000.00	
	Total Economic Sector		76,133,153.50	324,544,000.00	248,410,846.50	
	List of MDA: Law and Justice Sector					
26051001	HIGH COURT		110,673,805.00	315,000,000.00	204,326,195.00	
26052001	SHARIA COURT DIVISION		8,700,000.00	10,800,000.00	2,100,000.00	
26053001	SHARIA COURT OF APPEAL		40,500,000.00	306,000,000.00	265,500,000.00	
64005001	COLLEGE OF LEGAL AND ISLAMIC STUDIES		4,000,000.00	6,000,000.00	2,000,000.00	
	Total Law and Justice Sector		163,873,805.00	637,800,000.00	473,926,195.00	
	List of MDA: Social Sector					
17003001	STATE UNIVERSAL BASIC EDUCATION BOARD		147,893,975.64	150,000,000.00	2,106,024.36	
17008001	LIBRARY BOARD		4,000,000.00	6,000,000.00	2,000,000.00	
17010001	AGENCY FOR MASS EDUCATION		3,200,000.00	4,800,000.00	1,600,000.00	
17031001	ARABIC AND ISLAMIC BOARD		10,453,000.00	87,200,000.00	76,747,000.00	

8	Subventions to Parastatals (According to Sectors-List)	Ref.Note	Actual	Total Budget	Variance	Remarks
17054001	TEACHING SERVICE BOARD		74,833,900.00	110,400,000.00	35,566,100.00	
17055001	SCIENCE & TECHNICAL EDUCATION BOARD		43,533,600.00	98,200,000.00	54,666,400.00	
17056001	SCHOLARSHIP BOARD		4,000,000.00	31,000,000.00	27,000,000.00	
21003001	PRIMARY HEALTH CARE MANAGEMENT BOARD		61,645,000.00	211,000,000.00	149,355,000.00	
21102001	HOSPITAL MANAGEMENT BOARD		49,649,000.00	488,568,000.00	438,919,000.00	
21103001	TRADITIONAL MEDICINE BOARD		900,000.00	6,572,000.00	5,672,000.00	
21104001	SCHOOL OF NURSING DAMATURU		3,534,000.00	44,500,000.00	40,966,000.00	
21106001	SCHOOL OF HEALTH TECHNOLOGY NGURU		2,800,000.00	24,400,000.00	21,600,000.00	
35001003	AFFORESTATION PROJECT		1,600,000.00	2,400,000.00	800,000.00	
35001004	NEAZADP		3,200,000.00	6,800,000.00	3,600,000.00	
35016001	ENVIRONMENT PROTECTION AGENCY		3,600,000.00	14,400,000.00	10,800,000.00	
39051001	SPORT COUNCIL		6,640,000.00	72,800,000.00	66,160,000.00	
39051002	DESERT STARS		7,200,000.00	20,645,000.00	13,445,000.00	
64002001	COLLEGE OF EDUCATION GASHUA		4,000,000.00	6,000,000.00	2,000,000.00	
64006001	STATE POLYTECHNIC GEIDAM		4,000,000.00	6,000,000.00	2,000,000.00	
64007001	YOBE STATE UNIVERSITY		154,258,528.00	178,000,000.00	23,741,472.00	
	Total Social Sector		590,941,003.64	1,569,685,000.00	978,743,996.36	
	Total Subventions to Parastatals		1,413,920,887.69	3,475,876,000.00	2,061,955,112.31	

9	Transfer from Consolidated Revenue Fund:	Ref.Note	Actual	Total Budget	Variance	Remarks
	Transfer from Consolidated Revenue Fund		9,533,468,037.48	17,257,063,000.00	7,723,594,962.52	
	TOTAL		9,533,468,037.48	17,257,063,000.00	7,723,594,962.52	

10	Aids and Grants	Ref.Note	Actual	Total Budget	Variance	Include Parastatals Capital Exp in Note 11.B
13020302	Joint Projects (4LGCs)		400,000,000.00	2,000,000,000	1,600,000,000.00	Contribution for MDG Projects from 4LGs & FGN
13020302	(UBE) Matching Grants		0	455,000,000	455,000,000.00	
13020302	FGN Grant for MDG		400,000,000.00	400,000,000	-	
	TOTAL		800,000,000.00	2,855,000,000	2,055,000,000.00	

11	A - Details of Total Capital Expenditures (According to Sectors)					Include Parastatals Capital Exp in Note 11.B
	List of MDA: Administrative Sector	Ref.Note	Actual	Total Budget	Variance	Remarks
12001001	HOUSE OF ASSEMBLY					
23010105	Purchase of Motor Vehicle		-	9,000,000.00	9,000,000.00	
23010112	Purchase of Office Furniture and Fittings		3,665,000.00	35,324,000.00	31,659,000.00	
23010113	Purchase of Computers		-	6,100,000.00	6,100,000.00	
23010119	Purchase of Power Gen Set		-	10,000,000.00	10,000,000.00	
23010122	Purchase of Medical Equipment		-	1,000,000.00	1,000,000.00	
23010123	Purchase of Fire Fight Equipment		-	3,000,000.00	3,000,000.00	
23010128	Purchase of Patrol & Security Equip		-	17,000,000.00	17,000,000.00	
23010143	Purchase of Public Address and Information Equip.		-	5,000,000.00	5,000,000.00	
23010145	Purchase of Sanitary Equipment		-	500,000.00	500,000.00	
23020101	Construction of Office Building		-	50,000,000.00	50,000,000.00	
23020103	Construction of Power Electricity Distr		-	125,000,000.00	125,000,000.00	
23020105	Construction of Water Supply		-	4,000,000.00	4,000,000.00	
23030121	Rehab /Renovationof Office Building		7,620,000.00	25,000,000.00	17,380,000.00	
	Sub total		11,285,000.00	290,924,000.00	279,639,000.00	
11013001	OFFICE OF THE SECRETARY TO THE STATE GOVERNMENT					
23010105	Purchase of Motor Vehicle		74,000,000.00	200,000,000.00	126,000,000.00	
23010112	Purchase of Office Furniture and Fittings		3,000,000.00	10,080,000.00	7,080,000.00	
23010113	Purchase of Computers		5,861,500.00	21,000,000.00	15,138,500.00	
23010119	Purchase of Power Gen Set		4,700,000.00	50,000,000.00	45,300,000.00	
23010121	Purchase of Hotels/Lodges Furniture		-	10,000,000.00	10,000,000.00	
23010143	Purchase of Public Address and Information Equip.		910,000.00	1,000,000.00	90,000.00	
23030101	Rehabilitation of Hotels/Lodges		131,197,000.00	157,000,000.00	25,803,000.00	
23030102	Repairs of Electricity Equipment		-	2,500,000.00	2,500,000.00	
23040101	Establishment of Orchards/Oasis		6,000,000.00	6,000,000.00	-	
23050128	Counterpart Funding		25,000,000.00	200,000,000.00	175,000,000.00	
23050129	Capitalisation and Sustainability		-	15,000,000.00	15,000,000.00	

11	A - Details of Total Capital Expenditures (According to Sectors)					Include Parastatals Capital Exp in Note 11.B
	List of MDA: Administrative Sector	Ref.Note	Actual	Total Budget	Variance	Remarks
23010103	Purchase of Residential Building		-	550,000,000.00	550,000,000.00	
	Sub total		250,668,500.00	1,222,580,000.00	971,911,500.00	
11008001	STATE EMERGENCY RELIEF AGENCY					
23010112	Purchase of Office Furniture and Fittings		-	5,000,000.00	5,000,000.00	
23010124	Purchase of Teaching& training Equipment		-	3,000,000.00	3,000,000.00	
23010143	Purchase of Public Address and Information Equip.		-	2,868,000.00	2,868,000.00	
	Sub total		-	10,868,000.00	10,868,000.00	
11013010	INFRASTRUCTURAL DEV. FUND (I DF)					
23010112	Purchase of Office Furniture and Fittings		-	7,800,000.00	7,800,000.00	
23010113	Purchase of Computers		-	4,000,000.00	4,000,000.00	
23050101	Data Collection and Analysis		-	20,000,000.00	20,000,000.00	
23050103	Inspection and Monitoring		-	2,000,000.00	2,000,000.00	
	Sub total			33,800,000.00	33,800,000.00	
11005001	MILLENNIUM DEVELOPMENT GOALS (MDG)					
23010105	Purchase of Motor Vehicle		118,925,121.13	120,000,000.00	1,074,878.87	
23010122	Purchase of Medical Equipment		49,550,285.74	50,000,000.00	449,714.26	
23010148	Purchase of School Furniture and Fittings		53,570,830.58	55,000,000.00	1,429,169.42	
23020101	Construction of Office Building		128,025,168.79	130,000,000.00	1,974,831.21	
23020105	Construction of Water Supply		44,672,103.47	45,000,000.00	327,896.53	
23020106	Construction of Hospital Buildings		68,346,452.84	70,000,000.00	1,653,547.16	
23020107	Construction of School Building		137,156,764.74	140,000,000.00	2,843,235.26	
	Sub total		600,246,727.29	610,000,000.00	9,753,272.71	
25001001	HEAD OF SERVICE					
23010112	Purchase of Office Furniture and Fittings		19,807,853.25	250,000,000.00	230,192,146.75	
23010113	Purchase of Computers		-	10,000,000.00	10,000,000.00	
23020101	Construction of Office Building		201,400,808.04	500,000,000.00	298,599,191.96	
23030121	Rehab /Renovationof Office Building		95,062,214.11	100,000,000.00	4,937,785.89	
	Sub total		316,270,875.40	860,000,000.00	543,729,124.60	

11	A - Details of Total Capital Expenditures (According to Sectors)					Include Parastatals Capital Exp in Note 11.B
	List of MDA: Administrative Sector	Ref.Note	Actual	Total Budget	Variance	Remarks
24007001	FIRE SERVICE					
23010112	Purchase of Office Furniture and Fittings		-	3,000,000.00	3,000,000.00	
23010123	Purchase of Fire Fight Equipment		15,651,000.00	77,396,000.00	61,745,000.00	
23030121	Rehab /Renovationof Office Building		-	50,000,000.00	50,000,000.00	
	Sub total		15,651,000.00	130,396,000.00	114,745,000.00	
64003001	CABS POTISKUM					
23010122	Purchase of Medical Equipment		-	20,000,000.00	20,000,000.00	
23010124	Purchase of Teaching& training Equipment		-	8,000,000.00	8,000,000.00	
23010148	Purchase of School Furniture and Fittings		-	10,000,000.00	10,000,000.00	
23020101	Construction of Office Building		-	25,000,000.00	25,000,000.00	
23020106	Construction of Hospital Buildings		-	10,000,000.00	10,000,000.00	
23020107	Construction of School Building		1,291,972.00	20,000,000.00	18,708,028.00	
	Sub total		1,291,972.00	93,000,000.00	91,708,028.00	
11033001	YOSACA					
23010122	Purchase of Medical Equipment		6,000,000.00	7,000,000.00	1,000,000.00	
23050128	Counterpart Funding		15,000,000.00	27,406,000.00	12,406,000.00	
	Sub total		21,000,000.00	34,406,000.00	13,406,000.00	
23001001	MINISTRY OF INFORMATION					
23010143	Purchase of Public Address and Information Equip.		-	40,000,000.00	40,000,000.00	
23030121	Rehab /Renovationof Office Building		-	5,000,000.00	5,000,000.00	
23050104	Anniversaries/Celebrations and Annual Conferences		-	5,000,000.00	5,000,000.00	
23050124	Advocacy, Enlightenment & Campaign		-	2,000,000.00	2,000,000.00	
	Sub total		-	52,000,000.00	52,000,000.00	
23057001	COUNCIL FOR ARTS & CULTURE					
23030121	Rehab /Renovationof Office Building		-	2,000,000.00	2,000,000.00	
23050104	Anniversaries/Celebrations and Annual Conferences		-	10,800,000.00	10,800,000.00	
	Sub total		-	12,800,000.00	12,800,000.00	

11	A - Details of Total Capital Expenditures (According to Sectors)					Include Parastatals Capital Exp in Note 11.B
	List of MDA: Administrative Sector	Ref.Note	Actual	Total Budget	Variance	Remarks
23004001	YOBE BROADCASTING CORPORATION					
23010105	Purchase of Motor Vehicle		-	50,000,000.00	50,000,000.00	
23010113	Purchase of Computers		-	5,000,000.00	5,000,000.00	
23010123	Purchase of Fire Fight Equipment		-	2,500,000.00	2,500,000.00	
23030121	Rehab /Renovationof Office Building		-	11,000,000.00	11,000,000.00	
	Sub total		0.00	68,500,000.00	68,500,000.00	
23003001	YOBE TELEVISION (YTV)					
23010112	Purchase of Office Furniture and Fittings		-	1,000,000.00	1,000,000.00	
23010113	Purchase of Computers		-	1,624,000.00	1,624,000.00	
23010139	Healvy Duty Plant & Mach		-	12,000,000.00	12,000,000.00	
23010147	Purchase of Spare Parts and Tools		-	20,000,000.00	20,000,000.00	
23020101	Construction of Office Building		-	10,000,000.00	10,000,000.00	
	Sub total		-	44,624,000.00	44,624,000.00	
23013001	PRINTING CORPORATION					
23010113	Purchase of Computers		-	1,000,000.00	1,000,000.00	
23010129	Purchase of Industrials equipment		-	10,000,000.00	10,000,000.00	
	Sub total			11,000,000.00	11,000,000.00	
23001002	HISTORY BUREAU					
23020101	Construction of Office Building		-	2,375,000.00	2,375,000.00	
	Sub total			2,375,000.00	2,375,000.00	
11035001	LOCAL GOVERNMENT PENSION BOARD					
23020101	Construction of Office Building		-	10,000,000.00	10,000,000.00	
	Sub total			10,000,000.00	10,000,000.00	
62001001	MINISTRY OF RELIGIOUS AFFAIRS					
23020107	Construction of School Building		-	20,000,000.00	20,000,000.00	
23020129	Construction of Mosques and Islamiya		3,457,685.00	40,000,000.00	36,542,315.00	
23030129	Rehabilitation of Dams & Irrigations		-	15,000,000.00	15,000,000.00	
23050124	Advocacy, Enlightenment & Campaign		12,000,000.00	20,000,000.00	8,000,000.00	
	Sub total		15,457,685.00	95,000,000.00	79,542,315.00	

11	A - Details of Total Capital Expenditures (According to Sectors)					Include Parastatals Capital Exp in Note 11.B
	List of MDA: Administrative Sector	Ref.Note	Actual	Total Budget	Variance	Remarks
11037001	PILGRIMS WELFARE COMMISSION					
23010112	Purchase of Office Furniture and Fittings		24,979,120.00	50,000,000.00	25,020,880.00	
23010113	Purchase of Computers		-	14,000,000.00	14,000,000.00	
23020101	Construction of Office Building		15,273,643.78	100,000,000.00	84,726,356.22	
23020105	Construction of Water Supply		-	10,000,000.00	10,000,000.00	
	Sub total		40,252,763.78	174,000,000.00	133,747,236.22	
40001001	OFFICE OF THE STATE AUDITOR GENERAL					
23010112	Purchase of Office Furniture and Fittings		-	4,000,000.00	4,000,000.00	
23010113	Purchase of Computers		2,788,000.00	6,000,000.00	3,212,000.00	
23050101	Data Collection and Analysis		695,000.00	15,000,000.00	14,305,000.00	
23050103	Inspection and Monitoring		4,445,000.00	10,000,000.00	5,555,000.00	
	Sub total		7,928,000.00	35,000,000.00	27,072,000.00	
40002001	LOCAL GOVERNMENT AUDIT					
23010112	Purchase of Office Furniture and Fittings		-	10,000,000.00	10,000,000.00	
23010113	Purchase of Computers		-	4,520,000.00	4,520,000.00	
23010123	Purchase of Fire Fight Equipment		-	1,000,000.00	1,000,000.00	
23030121	Rehab /Renovationof Office Building		-	30,000,000.00	30,000,000.00	
23040101	Establishment of Orchards/Oasis		-	3,000,000.00	3,000,000.00	
	Sub total			48,520,000.00	48,520,000.00	
47001001	CIVIL SERVICE COMMISSION					
23010112	Purchase of Office Furniture and Fittings		2,000,000.00	10,000,000.00	8,000,000.00	
23010113	Purchase of Computers		-	20,000,000.00	20,000,000.00	
23010119	Purchase of Power Gen Set		-	5,000,000.00	5,000,000.00	
23030121	Rehab /Renovationof Office Building		-	5,000,000.00	5,000,000.00	
	Sub total		2,000,000.00	40,000,000.00	38,000,000.00	
47002001	LOCAL GOVERNMENT SERVICE COMMISSION					
23010112	Purchase of Office Furniture and Fittings		-	2,500,000.00	2,500,000.00	
23010113	Purchase of Computers		-	2,500,000.00	2,500,000.00	
	Sub total		-	5,000,000.00	5,000,000.00	

11	A - Details of Total Capital Expenditures (According to Sectors)					Include Parastatals Capital Exp in Note 11.B
	List of MDA: Administrative Sector	Ref.Note	Actual	Total Budget	Variance	Remarks
48001001	STATE INDEPENDENT ELECTION COMMISSION					
23010113	Purchase of Computers		-	1,000,000.00	1,000,000.00	
23010124	Purchase of Teaching& training Equipment		-	200,000,000.00	200,000,000.00	
23030121	Rehab /Renovationof Office Building		-	15,000,000.00	15,000,000.00	
23050104	Anniversaries/Celebrations and Annual Conferences			-	-	
23050124	Advocacy, Enlightenment & Campaign		1,185,000.00	29,960,000.00	28,775,000.00	
	Sub total		1,185,000.00	245,960,000.00	244,775,000.00	
	Total Administration Sector		1,283,237,523.47	4,130,753,000.00	2,847,515,476.53	
	List of MDA: Economic Sector	Ref.Note	Actual	Total Budget	Variance	Remarks
15001001	MINISTRY OF AGRICULTURE					
23010101	Acquisition of Land		-	25,000,000.00	25,000,000.00	
23010105	Purchase of Motor Vehicle		-	30,000,000.00	30,000,000.00	
23010112	Purchase of Office Furniture and Fittings		-	10,000,000.00	10,000,000.00	
23010113	Purchase of Computers		-	5,000,000.00	5,000,000.00	
23010127	Purchahse of Agricultural Equipment		-	40,000,000.00	40,000,000.00	
23010140	Purchase of Water Supply Equipment		-	25,000,000.00	25,000,000.00	
23010144	Purchase Of Livestock equipment		-	60,000,000.00	60,000,000.00	
23010147	Purchase of Spare Parts and Tools		-	5,000,000.00	5,000,000.00	
23020113	Construction/Provision of Agricultural Facilities		14,748,500.00	400,000,000.00	385,251,500.00	
23020116	Construction of Bridges		-	10,000,000.00	10,000,000.00	
23030115	Dredging of River Basin and Ponds		-	45,000,000.00	45,000,000.00	
23030121	Rehab /Renovationof Office Building		-	15,000,000.00	15,000,000.00	
23040101	Establishment of Orchards/Oasis		-	10,000,000.00	10,000,000.00	
23050103	Inspection and Monitoring		-	4,000,000.00	4,000,000.00	
	Sub total		14,748,500.00	684,000,000.00	669,251,500.00	
15102001	AGRICULTURAL DEV. PROGRAMME					
23010112	Purchase of Office Furniture and Fittings		-	5,000,000.00	5,000,000.00	
23030121	Rehab /Renovationof Office Building		-	10,000,000.00	10,000,000.00	

	List of MDA: Economic Sector	Ref.Note	Actual	Total Budget	Variance	Remarks
23050101	Data Collection and Analysis		-	25,000,000.00	25,000,000.00	
23050128	Counterpart Funding		-	229,423,000.00	229,423,000.00	
23050129	Capitalisation and Sustainability		12,000,000.00	12,000,000.00	-	
	Sub total		12,000,000.00	281,423,000.00	269,423,000.00	
15115001	YOBE STATE AGRICULTURE MECHANICAL AGENCY					
23010112	Purchase of Office Furniture and Fittings		-	1,500,000.00	1,500,000.00	
23010127	Purchase of Agricultural Equipment		-	30,000,000.00	30,000,000.00	
23010147	Purchase of Spare Parts and Tools		-	10,000,000.00	10,000,000.00	
23020101	Construction of Office Building		-	2,000,000.00	2,000,000.00	
23030112	Repairs of Agric Equipment		-	1,500,000.00	1,500,000.00	
	Sub total		-	45,000,000.00	45,000,000.00	
64004001	COLLEGE OF AGRIC GJBA					
23010127	Purchase of Agricultural Equipment		2,165,000.00	25,000,000.00	22,835,000.00	
23010148	Purchase of School Furniture and Fittings		4,607,510.00	15,000,000.00	10,392,490.00	
23020105	Construction of Water Supply		1,654,500.00	10,320,000.00	8,665,500.00	
23020107	Construction of School Building		-	17,680,000.00	17,680,000.00	
23030101	Rehabilitation of Hotels/Lodges		-	12,000,000.00	12,000,000.00	
23050103	Inspection and Monitoring		3,150,000.00	20,000,000.00	16,850,000.00	
	Sub total		11,577,010.00	100,000,000.00	88,422,990.00	
15110001	FERTILIZER BLENDING PLANT					
23010129	Purchase of Industrials equipment		2,200,000.00	22,105,000.00	19,905,000.00	
	Sub total		2,200,000.00	22,105,000.00	19,905,000.00	
63001001	MIN. OF ANIMAL & FISH					
23010112	Purchase of Office Furniture and Fittings		-	12,000,000.00	12,000,000.00	
23010144	Purchase Of Livestock equipment		-	8,000,000.00	8,000,000.00	
23020101	Construction of Office Building		-	10,000,000.00	10,000,000.00	
23020105	Construction of Water Supply		-	20,000,000.00	20,000,000.00	
23020116	Construction of Bridges		-	20,000,000.00	20,000,000.00	
23030121	Rehab /Renovationof Office Building		-	10,000,000.00	10,000,000.00	
23050104	Anniversaries/Celebrations and Annual Conferences		-	5,000,000.00	5,000,000.00	
23050128	Counterpart Funding		-	27,000,000.00	27,000,000.00	
	Sub total		-	112,000,000.00	112,000,000.00	

	List of MDA: Economic Sector	Ref.Note	Actual	Total Budget	Variance	Remarks
63002001	MODERN ABATTOIR					
23010112	Purchase of Office Furniture and Fittings		-	3,000,000.00	3,000,000.00	
23030104	Rehabilitation & Maintenance of Water Supply		-	3,000,000.00	3,000,000.00	
23030121	Rehab /Renovationof Office Building		-	25,000,000.00	25,000,000.00	
	Sub total		-	31,000,000.00	31,000,000.00	
63003001	PILOT LIVESTOCK					
23010112	Purchase of Office Furniture and Fittings		-	4,000,000.00	4,000,000.00	
23010113	Purchase of Computers		-	5,000,000.00	5,000,000.00	
23010119	Purchase of Power Gen Set		-	3,000,000.00	3,000,000.00	
23010122	Purchase of Medical Equipment		-	5,500,000.00	5,500,000.00	
23010124	Purchase of Teaching& training Equipment		-	3,000,000.00	3,000,000.00	
23010133	Purchase of Survey Equipment		-	2,000,000.00	2,000,000.00	
23020105	Construction of Water Supply		-	8,000,000.00	8,000,000.00	
23030104	Rehabilitation & Maintenance of Water Supply		-	1,000,000.00	1,000,000.00	
23030121	Rehab /Renovationof Office Building		-	3,000,000.00	3,000,000.00	
23040103	Wildlife and Game Reserve		-	5,500,000.00	5,500,000.00	
23050101	Data Collection and Analysis		9,000,000.00	15,000,000.00	6,000,000.00	
23050124	Advocacy, Enlightenment & Campaign		300,000.00	3,000,000.00	2,700,000.00	
	Sub total		9,300,000.00	58,000,000.00	48,700,000.00	
20001001	MINISTRY OF FINANCE					
23010113	Purchase of Computers		-	20,000,000.00	20,000,000.00	
23030121	Rehab /Renovationof Office Building		-	80,000,000.00	80,000,000.00	
	Sub total		-	100,000,000.00	100,000,000.00	
20008001	BOARD OF INTERNAL REVENUE					
23010112	Purchase of Office Furniture and Fittings		-	135,000,000.00	135,000,000.00	
23010113	Purchase of Computers		-	10,000,000.00	10,000,000.00	
23050101	Data Collection and Analysis		-	2,800,000.00	2,800,000.00	
23050103	Inspection and Monitoring		1,050,000.00	5,000,000.00	3,950,000.00	
23050124	Advocacy, Enlightenment & Campaign		-	4,260,000.00	4,260,000.00	
	Sub total		1,050,000.00	157,060,000.00	156,010,000.00	

	List of MDA: Economic Sector	Ref.Note	Actual	Total Budget	Variance	Remarks
34001001	MINISTRY OF WORKS					
23010112	Purchase of Office Furniture and Fittings		-	2,000,000.00	2,000,000.00	
23010122	Purchase of Medical Equipment		-	3,000,000.00	3,000,000.00	
23010133	Purchase of Survey Equipment		-	2,000,000.00	2,000,000.00	
23010147	Purchase of Spare Parts and Tools		3,505,500.00	70,000,000.00	66,494,500.00	
23020103	Construction of Power Electricity Distr			-	-	
23020114	Construction of Federal roads		5,203,101,900.29	7,550,000,000.00	2,346,898,099.71	
23020116	Construction of Bridges		202,089,503.56	400,000,000.00	197,910,496.44	
23020128	Construction of Warehouse and shops		-	30,000,000.00	30,000,000.00	
23030113	Rehabilitation of State Roads		123,894,405.22	2,100,000,000.00	1,976,105,594.78	
23030115	Dredging of River Basin and Ponds		-	150,000,000.00	150,000,000.00	
	Sub total		5,532,591,309.07	10,307,000,000.00	4,774,408,690.93	
29001001	MINISTRY OF TRANSPORT & ENERGY					
23010106	Purchase of towing Van (Recovery Vehicle)		-	15,000,000.00	15,000,000.00	
23010107	Purchase of Tippers		-	50,000,000.00	50,000,000.00	
23010147	Purchase of Spare Parts and Tools		-	5,000,000.00	5,000,000.00	
23020103	Construction of Power Electricity Distr		49,421,410.00	505,000,000.00	455,578,590.00	
23020107	Construction of School Building		-	10,000,000.00	10,000,000.00	
23020117	Construction of Airports		38,950,000.00	3,000,000,000.00	2,961,050,000.00	
23020119	Construction of Hall and Theater		-	20,000,000.00	20,000,000.00	
23020128	Construction of Warehouse and shops		-	10,000,000.00	10,000,000.00	
23030102	Repairs of Electricity Equipment		9,894,300.00	30,000,000.00	20,105,700.00	
23050101	Data Collection and Analysis		-	5,000,000.00	5,000,000.00	
23050124	Advocacy, Enlightenment & Campaign		-	8,000,000.00	8,000,000.00	
	Sub total		98,265,710.00	3,658,000,000.00	3,559,734,290.00	
31003001	RURAL ELECTRIFICATION BOARD					
23020103	Construction of Power Electricity Distr		-	50,000,000.00	50,000,000.00	
	Sub total			50,000,000.00	50,000,000.00	
22001001	MINISTRY OF COMMERCE					
23010102	Purchase/Acquisition of Building		-	96,000,000.00	96,000,000.00	
23010112	Purchase of Office Furniture and Fittings		-	18,000,000.00	18,000,000.00	

	List of MDA: Economic Sector	Ref.Note	Actual	Total Budget	Variance	Remarks
23010123	Purchase of Fire Fight Equipment		-	2,000,000.00	2,000,000.00	
23020101	Construction of Office Building		-	15,000,000.00	15,000,000.00	
23020102	Construction of Residential Building		31,396,030.63	32,000,000.00	603,969.37	
23030121	Rehab /Renovationof Office Building		9,844,959.12	10,000,000.00	155,040.88	
23050101	Data Collection and Analysis		-	1,000,000.00	1,000,000.00	
23050104	Anniversaries/Celebrations and Annual Conferences		-	4,000,000.00	4,000,000.00	
23050124	Advocacy, Enlightenment & Campaign		-	1,000,000.00	1,000,000.00	
23050128	Counterpart Funding		-	2,000,000.00	2,000,000.00	
23050129	Capitalisation and Sustainability		-	200,000,000.00	200,000,000.00	
	Sub total		41,240,989.75	381,000,000.00	339,759,010.25	
1901000	DAFORGA SPRING WATER COMPANY					
2301001	Purchase of Office Furniture & Fittings				-	
2302003	Purchase of Industrials equipment				-	
2302018	Purchase of Generator Sets				-	
2303004	Purchase of Delivery van				-	
	Sub total		-	-	-	
22051001	SMALL SCALE INDUSTRIES					
23010112	Purchase of Office Furniture and Fittings		-	100,000,000.00	100,000,000.00	
	Sub total			100,000,000.00	100,000,000.00	
22052001	STATE HOTELS					
23010121	Purchase of Hotels/Lodges Furniture		-	3,500,000.00	3,500,000.00	
23010142	Purchase of Electrical Equipment		-	12,000,000.00	12,000,000.00	
23020105	Construction of Water Supply		-	7,000,000.00	7,000,000.00	
23030101	Rehabilitation of Hotels/Lodges		12,600,000.00	14,415,000.00	1,815,000.00	
	Sub total		12,600,000.00	36,915,000.00	24,315,000.00	
22018001	YOBE INVESTMENT COMPANY					
23050129	Capitalisation and Sustainability		98,336,443.12	100,000,000.00	1,663,556.88	
	Sub total		98,336,443.12	100,000,000.00	1,663,556.88	
22059001	YOBE MICRO FINANCE BANK					
23050129	Capitalisation and Sustainability		-	100,000,000.00	100,000,000.00	
	Sub total			100,000,000.00	100,000,000.00	

	List of MDA: Economic Sector	Ref.Note	Actual	Total Budget	Variance	Remarks
1906000	POLYTHENE BAGS & WOVEN SACKS COMPANY					
2315001	Capitalisation and Sustainability				-	
	Sub total			-	-	
1909000	THREE STARS HOTEL					
2301005	Purchase of Hotels/Lodges Furniture				-	
2302010	Purchase of Fire Fight Equipment				-	
2305012	Construction of Hotels and Lodges				-	
2310001	Landscape and Tree Planting				-	
2311002	Consultancy Service				-	
	Sub total		-	-	-	
1911000	HYDRO FORM BLOCK INDUSTRY					
2315001	Capitalisation and Sustainability				-	
	Sub total			-	-	
60001001	MINISTRY OF LAND & SURVEY					
23010101	Acquisition of Land		9,256,296.00	80,000,000.00	70,743,704.00	
23010112	Purchase of Office Furniture and Fittings		-	3,000,000.00	3,000,000.00	
23010113	Purchase of Computers		-	7,000,000.00	7,000,000.00	
23010122	Purchase of Medical Equipment		-	1,000,000.00	1,000,000.00	
23010133	Purchase of Survey Equipment		2,000,000.00	20,000,000.00	18,000,000.00	
23050101	Data Collection and Analysis		-	20,000,000.00	20,000,000.00	
23050124	Advocacy, Enlightenment & Campaign		-	9,480,000.00	9,480,000.00	
	Sub total		11,256,296.00	140,480,000.00	129,223,704.00	
52001001	MINISTRY OF WATER RESOURCES					
23010122	Purchase of Medical Equipment		-	15,000,000.00	15,000,000.00	
23010140	Purchase of Water Supply Equipment		-	100,000,000.00	100,000,000.00	
23020105	Construction of Water Supply		10,604,563.05	322,247,000.00	311,642,436.95	
23020116	Construction of Bridges		-	30,000,000.00	30,000,000.00	
23030104	Rehabilitation & Maintenance of Water Supply		-	15,000,000.00	15,000,000.00	
23040101	Establishment of Orchards/Oasis		-	60,000,000.00	60,000,000.00	
23050101	Data Collection and Analysis		-	2,500,000.00	2,500,000.00	
23050128	Counterpart Funding		5,000,000.00	424,253,000.00	419,253,000.00	
	Sub total		15,604,563.05	969,000,000.00	953,395,436.95	

	List of MDA: Economic Sector	Ref.Note	Actual	Total Budget	Variance	Remarks
52102001	WATER CORPORATION					
23010113	Purchase of Computers		-	2,000,000.00		
23010119	Purchase of Power Gen Set		-	7,000,000.00	7,000,000.00	
23010140	Purchase of Water Supply Equipment		15,000,000.00	18,000,000.00	3,000,000.00	
23010142	Purchase of Electrical Equipment		4,550,000.00	10,000,000.00	5,450,000.00	
23030102	Repairs of Electricity Equipment		-	2,000,000.00	2,000,000.00	
23030104	Rehabilitation & Maintenance of Water Supply		31,127,500.00	72,000,000.00	40,872,500.00	
	Sub total		50,677,500.00	111,000,000.00	60,322,500.00	
52103001	RURAL WATER SUPPLY & SANITATION AGENCY					
23010112	Purchase of Office Furniture and Fittings		-	6,500,000.00	6,500,000.00	
23010113	Purchase of Computers		-	5,500,000.00	5,500,000.00	
23010139	Healy Duty Plant & Mach		-	40,500,000.00	40,500,000.00	
23010140	Purchase of Water Supply Equipment		-	40,000,000.00	40,000,000.00	
23020101	Construction of Office Building		1,512,280.00	76,000,000.00	74,487,720.00	
23020105	Construction of Water Supply		-	60,000,000.00	60,000,000.00	
23020118	Construction of other Infrastructure (Sanitation Facilities)		-	15,000,000.00	15,000,000.00	
23030104	Rehabilitation & Maintenance of Water Supply		23,404,000.00	27,000,000.00	3,596,000.00	
23050101	Data Collection and Analysis		-	3,000,000.00	3,000,000.00	
23050128	Counterpart Funding		95,243,400.00	300,000,000.00	204,756,600.00	
	Sub total		120,159,680.00	573,500,000.00	453,340,320.00	
53001001	MINISTRY OF HOUSING					
23010102	Purchase/Acquisition of Building		-	170,000,000.00	170,000,000.00	
23010105	Purchase of Motor Vehicle		-	23,000,000.00	23,000,000.00	
23010112	Purchase of Office Furniture and Fittings		-	10,000,000.00	10,000,000.00	
23010113	Purchase of Computers		-	7,000,000.00	7,000,000.00	
23010141	Purchase of Building Materials/Equipment		-	10,000,000.00	10,000,000.00	
23020101	Construction of Office Building		6,857,100.00	85,000,000.00	78,142,900.00	
23020102	Construction of Residential Building		8,102,457.00	100,000,000.00	91,897,543.00	
23020128	Construction of Warehouse and shops		-	30,000,000.00	30,000,000.00	
23030101	Rehabilitation of Hotels/Lodges		19,309,107.04	100,000,000.00	80,690,892.96	
23050103	Inspection and Monitoring		10,000,000.00	10,000,000.00	-	
	Sub total		44,268,664.04	545,000,000.00	500,731,335.96	

	List of MDA: Economic Sector	Ref.Note	Actual	Total Budget	Variance	Remarks
53010001	HOUSING & PROPERTY DEV.					
23010101	Acquisition of Land		-	10,000,000.00	10,000,000.00	
23010105	Purchase of Motor Vehicle		-	7,500,000.00	7,500,000.00	
23010113	Purchase of Computers		-	5,000,000.00	5,000,000.00	
23020102	Construction of Residential Building		-	200,000,000.00	200,000,000.00	
	Sub total			222,500,000.00	222,500,000.00	
38001001	MINISTRY OF BUDGET & ECONOMIC PLANNING					
23010105	Purchase of Motor Vehicle		-	15,000,000.00	15,000,000.00	
23010112	Purchase of Office Furniture and Fittings		-	15,000,000.00	15,000,000.00	
23010113	Purchase of Computers		-	15,000,000.00	15,000,000.00	
23030121	Rehab /Renovationof Office Building		-	30,000,000.00	30,000,000.00	
23050101	Data Collection and Analysis		-	20,000,000.00	20,000,000.00	
23050103	Inspection and Monitoring		-	5,000,000.00	5,000,000.00	
	Sub total		-	100,000,000.00	100,000,000.00	
	Total Economic Sector		6,075,876,665.03	18,984,983,000.00	12,909,106,334.97	

	List of MDA: Law and Justice Sector	Ref.Note	Actual	Total Budget	Variance	Remarks
26001001	MINISTRY OF JUSTICE					
23010112	Purchase of Office Furniture and Fittings		-	10,000,000.00	10,000,000.00	
23010113	Purchase of Computers		-	2,000,000.00	2,000,000.00	
23050128	Counterpart Funding		-	50,000,000.00	50,000,000.00	
	Sub total		-	62,000,000.00	62,000,000.00	
26001002	PERORAGATIVE OF MERCY					
23010112	Purchase of Office Furniture and Fittings		-	3,000,000.00	3,000,000.00	
23010124	Purchase of Teaching& training Equipment		-	3,000,000.00	3,000,000.00	
	Sub total		-	6,000,000.00	6,000,000.00	
26051001	HIGH COURT					
23010105	Purchase of Motor Vehicle		20,000,000.00	30,000,000.00	10,000,000.00	
23010112	Purchase of Office Furniture and Fittings		17,000,000.00	19,000,000.00	2,000,000.00	
23010113	Purchase of Computers		-	10,000,000.00	10,000,000.00	
23010119	Purchase of Power Gen Set		4,000,000.00	4,000,000.00	-	

	List of MDA: Law and Justice Sector	Ref.Note	Actual	Total Budget	Variance	Remarks
23020101	Construction of Office Building		67,940,000.00	110,000,000.00	42,060,000.00	
23020102	Construction of Residential Building		25,000,000.00	80,000,000.00	55,000,000.00	
23020105	Construction of Water Supply		2,000,000.00	7,000,000.00	5,000,000.00	
23020106	Construction of Hospital Buildings		-	15,000,000.00	15,000,000.00	
23030121	Rehab /Renovationof Office Building		18,000,000.00	40,000,000.00	22,000,000.00	
	Sub total		153,940,000.00	315,000,000.00	161,060,000.00	
26053001	SHARIA COURT OF APPEAL					
23010105	Purchase of Motor Vehicle		-	15,000,000.00	15,000,000.00	
23010112	Purchase of Office Furniture and Fittings		-	20,000,000.00	20,000,000.00	
23010113	Purchase of Computers		10,000,000.00	10,000,000.00	-	
23010123	Purchase of Fire Fight Equipment		-	5,000,000.00	5,000,000.00	
23020101	Construction of Office Building		90,000,000.00	100,000,000.00	10,000,000.00	
23020105	Construction of Water Supply		-	5,000,000.00	5,000,000.00	
23030101	Rehabilitation of Hotels/Lodges		30,000,000.00	50,000,000.00	20,000,000.00	
23030121	Rehab /Renovationof Office Building		20,000,000.00	20,000,000.00	-	
23040101	Establishment of Orchards/Oasis		5,000,000.00	5,000,000.00	-	
23050103	Inspection and Monitoring		-	10,000,000.00	10,000,000.00	
	Sub total		155,000,000.00	240,000,000.00	85,000,000.00	
18011001	JUDICIAL SERVICE COMMISSION					
23010105	Purchase of Motor Vehicle		-	15,000,000.00	15,000,000.00	
23010112	Purchase of Office Furniture and Fittings		5,000,000.00	9,000,000.00	4,000,000.00	
23010119	Purchase of Power Gen Set		-	6,500,000.00	6,500,000.00	
23020101	Construction of Office Building		10,000,000.00	10,000,000.00	-	
23020105	Construction of Water Supply		-	5,000,000.00	5,000,000.00	
	Sub total		15,000,000.00	45,500,000.00	30,500,000.00	
64005001	COLLEGE OF LEGAL AND ISLAMIC STUDIES					
23010148	Purchase of School Furniture and Fittings		-	35,000,000.00	35,000,000.00	
23020107	Construction of School Building		-	50,000,000.00	50,000,000.00	
23030106	Rehabilitation/Renovation of School Building		5,253,581.85	15,000,000.00	9,746,418.15	
23050130	Registration and Exams Fees		-	20,000,000.00	20,000,000.00	
	Sub total		5,253,581.85	120,000,000.00	114,746,418.15	
	Total Law and Justice Sector		329,193,581.85	788,500,000.00	459,306,418.15	

	List of MDA: Regional Sector	Ref.Note	Actual	Total Budget	Variance	Remarks
51021001	MIN. OF INTERGRATED& COMM. RURAL DEV.					
23010105	Purchase of Motor Vehicle		-	25,000,000.00	25,000,000.00	
23010107	Purchase of Tippers		-	45,000,000.00	45,000,000.00	
23010113	Purchase of Computers		-	2,000,000.00	2,000,000.00	
23010146	Purchase of Road Construction Equipment		-	70,000,000.00	70,000,000.00	
23020101	Construction of Office Building		-	17,000,000.00	17,000,000.00	
23020114	Construction of Federal roads		-	200,000,000.00	200,000,000.00	
23020116	Construction of Bridges		-	15,000,000.00	15,000,000.00	
23030128	Rehab of industrials Building		-	15,000,000.00	15,000,000.00	
23030129	Rehabilitation of Dams & Irrigations		-	10,000,000.00	10,000,000.00	
23050101	Data Collection and Analysis		-	5,000,000.00	5,000,000.00	
23050128	Counterpart Funding		-	20,000,000.00	20,000,000.00	
	Sub total		-	424,000,000.00	424,000,000.00	
	Total Regional Sector		-	424,000,000.00	424,000,000.00	

	List of MDA: Social Sector	Ref.Note	Actual	Total Budget	Variance	Remarks
17001001	MINISTRY OF EDUCATION					
23010108	Purchase of Buses		15,420,000.00	18,000,000.00	2,580,000.00	
23010112	Purchase of Office Furniture and Fittings		-	3,000,000.00	3,000,000.00	
23010113	Purchase of Computers		-	4,000,000.00	4,000,000.00	
23010120	Purchase of Kitchen Utensils		-	20,000,000.00	20,000,000.00	
23010122	Purchase of Medical Equipment		-	20,000,000.00	20,000,000.00	
23010126	Purchase of Sporting Equipment		-	5,000,000.00	5,000,000.00	
23010148	Purchase of School Furniture and Fittings		-	50,000,000.00	50,000,000.00	
23020107	Construction of School Building		84,071,015.88	432,782,000.00	348,710,984.12	
23030106	Rehabilitation/Renovation of School Building		52,088,088.44	500,000,000.00	447,911,911.56	
23030111	Rehabilitation of Sporting Facilities		-	3,000,000.00	3,000,000.00	
23050101	Data Collection and Analysis		935,000.00	10,000,000.00	9,065,000.00	
23050103	Inspection and Monitoring		-	10,703,000.00	10,703,000.00	
23050104	Anniversaries/Celebrations and Annual Conferences		-	15,010,000.00	15,010,000.00	
23050130	Registration and Exams Fees		885,831,957.32	1,138,000,000.00	252,168,042.68	
	Sub total		1,038,346,061.64	2,229,495,000.00	1,191,148,938.36	

	List of MDA: Social Sector	Ref.Note	Actual	Total Budget	Variance	Remarks
17008001	LIBRARY BOARD					
23010105	Purchase of Motor Vehicle		-	7,500,000.00	7,500,000.00	
23020101	Construction of Office Building		-	7,000,000.00	7,000,000.00	
23020111	Construction/Provision of Library		-	30,000,000.00	30,000,000.00	
23030121	Rehab /Renovationof Office Building		-	5,736,000.00	5,736,000.00	
	Sub total			50,236,000.00	50,236,000.00	
17010001	AGENCY FOR MASS EDUCATION					
23010105	Purchase of Motor Vehicle		-	8,000,000.00	8,000,000.00	
23010112	Purchase of Office Furniture and Fittings		3,000,000.00	3,000,000.00	-	
23010124	Purchase of Teaching& training Equipment		-	10,500,000.00	10,500,000.00	
23020101	Construction of Office Building		-	20,000,000.00	20,000,000.00	
23020119	Construction of Hall and Theater		8,740,000.00	10,500,000.00	1,760,000.00	
23050124	Advocacy, Enlightenment & Campaign		-	1,500,000.00	1,500,000.00	
23050128	Counterpart Funding		-	1,332,000.00	1,332,000.00	
	Sub total		11,740,000.00	54,832,000.00	43,092,000.00	
17003001	STATE UNIVERSAL BASIC EDUCATION BOARD					
23010112	Purchase of Office Furniture and Fittings		-	5,000,000.00	5,000,000.00	
23010113	Purchase of Computers		-	7,000,000.00	7,000,000.00	
23010124	Purchase of Teaching& training Equipment		-	65,000,000.00	65,000,000.00	
23010126	Purchase of Sporting Equipment		-	5,000,000.00	5,000,000.00	
23010143	Purchase of Public Address and Information Equip.		-	500,000.00	500,000.00	
23020107	Construction of School Building		1,260,753.50	50,000,000.00	48,739,246.50	
23030106	Rehabilitation/Renovation of School Building		55,340,207.13	100,000,000.00	44,659,792.87	
23030121	Rehab /Renovationof Office Building		-	16,500,000.00	16,500,000.00	
23050101	Data Collection and Analysis		-	10,000,000.00	10,000,000.00	
23050103	Inspection and Monitoring		-	10,000,000.00	10,000,000.00	
23050124	Advocacy, Enlightenment & Campaign		-	5,000,000.00	5,000,000.00	
23050128	Counterpart Funding		-	720,000,000.00	720,000,000.00	
	Sub total		56,600,960.63	994,000,000.00	937,399,039.37	
17031001	ARABIC AND ISLAMIC BOARD					
23010124	Purchase of Teaching& training Equipment		-	23,624,000.00	23,624,000.00	

	List of MDA: Social Sector	Ref.Note	Actual	Total Budget	Variance	Remarks
23020103	Construction of Power Electricity Distr		-	7,000,000.00	7,000,000.00	
23030106	Rehabilitation/Renovation of School Building		-	20,000,000.00	20,000,000.00	
23030121	Rehab /Renovationof Office Building		-	3,400,000.00	3,400,000.00	
23050129	Capitalisation and Sustainability		-	5,000,000.00	5,000,000.00	
	Sub total			59,024,000.00	59,024,000.00	
17054001	TEACHING SERVICE BOARD					
23010112	Purchase of Office Furniture and Fittings		-	20,000,000.00	20,000,000.00	
23010113	Purchase of Computers		-	10,500,000.00	10,500,000.00	
23010119	Purchase of Power Gen Set		-	5,500,000.00	5,500,000.00	
	Sub total			36,000,000.00	36,000,000.00	
17055001	SCIENCE & TECHNICAL EDUCATION BOARD					
23010113	Purchase of Computers		-	8,000,000.00	8,000,000.00	
23010139	Healvy Duty Plant & Mach		-	80,000,000.00	80,000,000.00	
23010148	Purchase of School Furniture and Fittings		-	10,000,000.00	10,000,000.00	
23050103	Inspection and Monitoring		-	4,208,000.00	4,208,000.00	
23050130	Registration and Exams Fees		70,544,010.00	73,000,000.00	2,455,990.00	
	Sub total		70,544,010.00	175,208,000.00	104,663,990.00	
64001001	MINISTRY OF HIGHER EDUCATION					
23010105	Purchase of Motor Vehicle		2,800,000.00	15,000,000.00	12,200,000.00	
23020101	Construction of Office Building		-	250,000,000.00	250,000,000.00	
23020107	Construction of School Building		-	15,000,000.00	15,000,000.00	
23050101	Data Collection and Analysis		-	1,000,000.00	1,000,000.00	
23050130	Registration and Exams Fees		41,987,500.00	250,000,000.00	208,012,500.00	
	Sub total		44,787,500.00	531,000,000.00	486,212,500.00	
17056001	SCHOLARSHIP BOARD					
23010112	Purchase of Office Furniture and Fittings		-	2,000,000.00	2,000,000.00	
23010113	Purchase of Computers		-	2,000,000.00	2,000,000.00	
23050130	Registration and Exams Fees		450,236,961.05	800,000,000.00	349,763,038.95	
	Sub total		450,236,961.05	804,000,000.00	353,763,038.95	
64002001	COLLEGE OF EDUCATION GASHUA					
23010124	Purchase of Teaching& training Equipment		-	4,000,000.00	4,000,000.00	

	List of MDA: Social Sector	Ref.Note	Actual	Total Budget	Variance	Remarks
23020107	Construction of School Building		-	100,000,000.00	100,000,000.00	
23030101	Rehabilitation of Hotels/Lodges		-	6,000,000.00	6,000,000.00	
23050103	Inspection and Monitoring		-	5,000,000.00	5,000,000.00	
23050129	Capitalisation and Sustainability			5,000,000.00	5,000,000.00	
	Sub total		-	120,000,000.00	120,000,000.00	
64006001	STATE POLYTECHNIC GEIDAM					
23010133	Purchase of Survey Equipment		-	6,000,000.00	6,000,000.00	
23020101	Construction of Office Building		34,334,753.50	45,000,000.00	10,665,246.50	
23030101	Rehabilitation of Hotels/Lodges		-	15,000,000.00	15,000,000.00	
23030106	Rehabilitation/Renovation of School Building		34,334,754.50	54,000,000.00	19,665,245.50	
	Sub total		68,669,508.00	120,000,000.00	51,330,492.00	
64007001	YOBE STATE UNIVERSITY					
23010101	Acquisition of Land		-	15,000,000.00	15,000,000.00	
23010105	Purchase of Motor Vehicle		-	100,000,000.00	100,000,000.00	
23010107	Purchase of Tippers		-	10,000,000.00	10,000,000.00	
23010113	Purchase of Computers		-	30,000,000.00	30,000,000.00	
23010119	Purchase of Power Gen Set		11,000,000.00	20,000,000.00	9,000,000.00	
23010121	Purchase of Hotels/Lodges Furniture		9,300,000.00	15,000,000.00	5,700,000.00	
23010123	Purchase of Fire Fight Equipment		-	6,920,000.00	6,920,000.00	
23010145	Purchase of Sanitary Equipment		-	5,000,000.00	5,000,000.00	
23010148	Purchase of School Furniture and Fittings		54,388,500.00	75,000,000.00	20,611,500.00	
23020101	Construction of Office Building		43,000,000.00	43,000,000.00	-	
23020107	Construction of School Building		71,000,000.00	200,000,000.00	129,000,000.00	
23020112	Construction of Sporting Facilities		-	40,000,000.00	40,000,000.00	
23020116	Construction of Bridges		-	10,000,000.00	10,000,000.00	
23020119	Construction of Hall and Theater		-	70,000,000.00	70,000,000.00	
23030101	Rehabilitation of Hotels/Lodges		15,000,000.00	15,000,000.00	-	
23050101	Data Collection and Analysis		-	50,000,000.00		
	Sub total		203,688,500.00	704,920,000.00	501,231,500.00	
21001001	MINISTRY OF HEALTH					
23010105	Purchase of Motor Vehicle		-	50,000,000.00	50,000,000.00	

	List of MDA: Social Sector	Ref.Note	Actual	Total Budget	Variance	Remarks
23010112	Purchase of Office Furniture and Fittings		17,400,000.00	25,000,000.00	7,600,000.00	
23010113	Purchase of Computers		-	4,480,000.00	4,480,000.00	
23010122	Purchase of Medical Equipment		760,245,875.74	1,880,000,000.00	1,119,754,124.26	
23010149	Purchase of Hospital Furniture & Fittings		199,648,410.10	200,000,000.00	351,589.90	
23020101	Construction of Office Building		-	90,000,000.00	90,000,000.00	
23020102	Construction of Residential Building		108,515,603.23	300,000,000.00	191,484,396.77	
23020106	Construction of Hospital Buildings		52,804,299.18	400,000,000.00	347,195,700.82	
23030105	Rehab./Renovation of Clinics		-	1,110,000,000.00	1,110,000,000.00	
23030121	Rehab /Renovationof Office Building		2,997,000.00	10,000,000.00	7,003,000.00	
23050101	Data Collection and Analysis		6,000,000.00	100,000,000.00	94,000,000.00	
23050103	Inspection and Monitoring		1,820,000.00	5,000,000.00	3,180,000.00	
23050128	Counterpart Funding		-	210,000,000.00	210,000,000.00	
	Sub total		1,149,431,188.25	4,384,480,000.00	3,235,048,811.75	
21102001	HOSPITAL MANAGEMENT BOARD					
23010112	Purchase of Office Furniture and Fittings		7,735,000.00	10,000,000.00	2,265,000.00	
23010113	Purchase of Computers		-	2,000,000.00	2,000,000.00	
23010149	Purchase of Hospital Furniture & Fittings		-	18,000,000.00	18,000,000.00	
23030101	Rehabilitation of Hotels/Lodges		-	18,000,000.00	18,000,000.00	
23030105	Rehab./Renovation of Clinics		8,787,130.00	40,000,000.00	31,212,870.00	
23030121	Rehab /Renovationof Office Building		-	7,000,000.00	7,000,000.00	
23030130	REPAIRS OF MEDICAL EQUIPMENT		-	25,000,000.00	25,000,000.00	
23040101	Establishment of Orchards/Oasis		-	5,000,000.00	5,000,000.00	
23050101	Data Collection and Analysis		3,000,000.00	23,000,000.00	20,000,000.00	
	Sub total		19,522,130.00	148,000,000.00	128,477,870.00	
21106001	SCHOOL OF HEALTH TECHNOLOGY NGURU					
23010105	Purchase of Motor Vehicle		-	8,000,000.00	8,000,000.00	
23010112	Purchase of Office Furniture and Fittings		-	5,000,000.00	5,000,000.00	
23010113	Purchase of Computers		-	7,000,000.00	7,000,000.00	
23010119	Purchase of Power Gen Set		-	3,000,000.00	3,000,000.00	
23010122	Purchase of Medical Equipment		-	10,000,000.00	10,000,000.00	
23010148	Purchase of School Furniture and Fittings		5,750,000.00	12,000,000.00	6,250,000.00	

	List of MDA: Social Sector	Ref.Note	Actual	Total Budget	Variance	Remarks
23020107	Construction of School Building		-	200,000,000.00	200,000,000.00	
23020112	Construction of Sporting Facilities		-	2,000,000.00	2,000,000.00	
23050130	Registration and Exams Fees		-	5,000,000.00	5,000,000.00	
	Sub total		5,750,000.00	252,000,000.00	246,250,000.00	
21104001	SCHOOL OF NURSING DAMATURU					
23010105	Purchase of Motor Vehicle		-	20,500,000.00	20,500,000.00	
23010112	Purchase of Office Furniture and Fittings		-	8,000,000.00	8,000,000.00	
23010113	Purchase of Computers		-	5,000,000.00	5,000,000.00	
23010119	Purchase of Power Gen Set		-	5,000,000.00	5,000,000.00	
23010122	Purchase of Medical Equipment		-	10,000,000.00	10,000,000.00	
23010125	Purchase of Library and Journals		-	8,000,000.00	8,000,000.00	
23010126	Purchase of Sporting Equipment		-	2,500,000.00	2,500,000.00	
23010148	Purchase of School Furniture and Fittings		-	13,000,000.00	13,000,000.00	
23020107	Construction of School Building		1,583,141.73	74,500,000.00	72,916,858.27	
23020128	Construction of Warehouse and shops		-	5,000,000.00	5,000,000.00	
23030106	Rehabilitation/Renovation of School Building		12,952,372.32	17,000,000.00	4,047,627.68	
23040101	Establishment of Orchards/Oasis		-	24,000,000.00	24,000,000.00	
23050130	Registration and Exams Fees		799,000.00	6,000,000.00	5,201,000.00	
	Sub total		15,334,514.05	198,500,000.00	183,165,485.95	
21103001	TRADITIONAL MEDICINE BOARD					
23010112	Purchase of Office Furniture and Fittings		-	1,500,000.00	1,500,000.00	
	Sub total			1,500,000.00	1,500,000.00	
21003001	PRIMARY HEALTH CARE MANAGEMENT BOARD					
23010112	Purchase of Office Furniture and Fittings		-	15,000,000.00	15,000,000.00	
23010113	Purchase of Computers		-	5,000,000.00	5,000,000.00	
23010119	Purchase of Power Gen Set		-	5,000,000.00	5,000,000.00	
23010122	Purchase of Medical Equipment		-	33,000,000.00	33,000,000.00	
23020101	Construction of Office Building		-	50,713,000.00	50,713,000.00	
23020102	Construction of Residential Building		-	15,000,000.00	15,000,000.00	
23020106	Construction of Hospital Buildings		-	40,000,000.00	40,000,000.00	
23030105	Rehab./Renovation of Clinics		-	42,000,000.00	42,000,000.00	

	List of MDA: Social Sector	Ref.Note	Actual	Total Budget	Variance	Remarks
23030121	Rehab /Renovationof Office Building		-	10,000,000.00	10,000,000.00	
23050101	Data Collection and Analysis		-	2,000,000.00	2,000,000.00	
23050103	Inspection and Monitoring		-	5,000,000.00	5,000,000.00	
23050124	Advocacy, Enlightenment & Campaign		-	3,000,000.00	3,000,000.00	
23050128	Counterpart Funding		10,000,000.00	140,000,000.00	130,000,000.00	
	Sub total		10,000,000.00	365,713,000.00	355,713,000.00	
35001001	MINISTRY OF ENVIRONMENT					
23010105	Purchase of Motor Vehicle		-	7,500,000.00	7,500,000.00	
23010112	Purchase of Office Furniture and Fittings		-	10,000,000.00	10,000,000.00	
23010145	Purchase of Sanitary Equipment		2,000,000.00	40,000,000.00	38,000,000.00	
23030121	Rehab /Renovationof Office Building		9,466,484.75	36,000,000.00	26,533,515.25	
23040101	Establishment of Orchards/Oasis		13,683,000.00	40,000,000.00	26,317,000.00	
23040102	Flood and Erosion Control		5,000,000.00	40,000,000.00	35,000,000.00	
23040105	Environmental Pollution Control			-	-	
23050104	Anniversaries/Celebrations and Annual Conferences		2,000,000.00	3,000,000.00	1,000,000.00	
23050124	Advocacy, Enlightenment & Campaign		-	3,000,000.00	3,000,000.00	
	Sub total		32,149,484.75	179,500,000.00	147,350,515.25	
35001003	AFFORESTATION PROJECT					
23040101	Establishment of Orchards/Oasis		-	8,000,000.00	8,000,000.00	
23050124	Advocacy, Enlightenment & Campaign		-	2,000,000.00	2,000,000.00	
	Sub total		-	10,000,000.00	10,000,000.00	
35001004	NEAZADP					
23010101	Acquisition of Land		-	16,000,000.00	16,000,000.00	
23020116	Construction of Bridges		-	8,000,000.00	8,000,000.00	
23050103	Inspection and Monitoring		-	2,000,000.00	2,000,000.00	
	Sub total		-	26,000,000.00	26,000,000.00	
35016001	ENVIRONMENT PROTECTION AGENCY					
23040105	Environmental Pollution Control		15,000,000.00	41,000,000.00	26,000,000.00	
	Sub total		15,000,000.00	41,000,000.00	26,000,000.00	
39001001	MINISTRY OF SPORT					
23010126	Purchase of Sporting Equipment		-	25,000,000.00	25,000,000.00	

	List of MDA: Social Sector	Ref.Note	Actual	Total Budget	Variance	Remarks
23020112	Construction of Sporting Facilities		2,093,174.72	50,000,000.00	47,906,825.28	
23020128	Construction of Warehouse and shops		-	30,000,000.00	30,000,000.00	
23030111	Rehabilitation of Sporting Facilities		800,000.00	50,000,000.00	49,200,000.00	
	Sub total		2,893,174.72	155,000,000.00	152,106,825.28	
14001001	MINISTRY OF WOMEN AFFAIRS					
23010129	Purchase of Industrials equipment		-	20,000,000.00	20,000,000.00	
23010148	Purchase of School Furniture and Fittings		-	2,040,000.00	2,040,000.00	
23010149	Purchase of Hospital Furniture & Fittings		-	10,500,000.00	10,500,000.00	
23020101	Construction of Office Building		532,247.38	15,000,000.00	14,467,752.62	
23020106	Construction of Hospital Buildings		-	25,000,000.00	25,000,000.00	
23020107	Construction of School Building		-	10,000,000.00	10,000,000.00	
23030121	Rehab /Renovationof Office Building		-	20,000,000.00	20,000,000.00	
23050101	Data Collection and Analysis		680,000.00	6,000,000.00	5,320,000.00	
23050103	Inspection and Monitoring		-	2,000,000.00	2,000,000.00	
23050104	Anniversaries/Celebrations and Annual Conferences		-	30,500,000.00	30,500,000.00	
23050124	Advocacy, Enlightenment & Campaign		-	3,000,000.00	3,000,000.00	
	Sub total		1,212,247.38	144,040,000.00	142,827,752.62	
51001001	MINISTRY FOR LOCAL GOVERNMENT					
23010112	Purchase of Office Furniture and Fittings		-	4,752,000.00	4,752,000.00	
23010113	Purchase of Computers		-	5,000,000.00	5,000,000.00	
	Sub total			9,752,000.00	9,752,000.00	
13001001	MINISTRY OF YOUTH & SOCIAL DEVELOPMENT					
23010104	Purchase of Motor Cycles		-	50,000,000.00	50,000,000.00	
23010112	Purchase of Office Furniture and Fittings		-	10,000,000.00	10,000,000.00	
23020101	Construction of Office Building		-	70,000,000.00	70,000,000.00	
23030106	Rehabilitation/Renovation of School Building		-	40,000,000.00	40,000,000.00	
23030121	Rehab /Renovationof Office Building		-	5,000,000.00	5,000,000.00	
	Sub total		-	175,000,000.00	175,000,000.00	
	Total Social Sector		3,210,907,475.47	11,969,200,000.00	8,758,292,524.53	
	Total Details of Capital Expenditures		10,899,215,245.82	36,297,436,000.00	25,398,220,754.18	

11	B - Details of Capital Expenditures of Parastatals (Included in 11A`above)					Include Parastatals Capital Exp in Note 11A
	List of MDA: Administrative Sector	Ref.Note	Actual	Total Budget	Variance	Remarks
11008001	STATE EMERGENCY RELIEF AGENCY					
23010112	Purchase of Office Furniture and Fittings		-	5,000,000.00	5,000,000.00	
23010124	Purchase of Teaching& training Equipment		-	3,000,000.00	3,000,000.00	
23010143	Purchase of Public Address and Information Equip.		-	2,868,000.00	2,868,000.00	
	Sub total		-	10,868,000.00	10,868,000.00	
11013010	INFRASTRUCTURAL DEV. FUND (I DF)					
23010112	Purchase of Office Furniture and Fittings		-	7,800,000.00	7,800,000.00	
23010113	Purchase of Computers		-	4,000,000.00	4,000,000.00	
23050101	Data Collection and Analysis		-	20,000,000.00	20,000,000.00	
23050103	Inspection and Monitoring		-	2,000,000.00	2,000,000.00	
	Sub total			33,800,000.00	33,800,000.00	
24007001	FIRE SERVICE		0.00			
23010112	Purchase of Office Furniture and Fittings		0.00	3,000,000.00	3,000,000.00	
23010123	Purchase of Fire Fight Equipment		15,651,000.00	77,396,000.00	61,745,000.00	
23030121	Rehab /Renovationof Office Building		0.00	50,000,000.00	50,000,000.00	
	Sub total		15,651,000.00	130,396,000.00	114,745,000.00	
64003001	CABS POTISKUM					
23010122	Purchase of Medical Equipment		-	20,000,000.00	20,000,000.00	
23010124	Purchase of Teaching& training Equipment		-	8,000,000.00	8,000,000.00	
23010148	Purchase of School Furniture and Fittings		-	10,000,000.00	10,000,000.00	
23020101	Construction of Office Building		-	25,000,000.00	25,000,000.00	
23020106	Construction of Medical Health Clinic Buildings		-	10,000,000.00	10,000,000.00	
23020107	Construction of School Building		1,291,972.00	20,000,000.00	18,708,028.00	
	Sub total		1,291,972.00	93,000,000.00	91,708,028.00	
23057001	COUNCIL FOR ARTS & CULTURE					
23030121	Rehab /Renovationof Office Building		-	2,000,000.00	2,000,000.00	
23050104	Anniversaries/Celebrations and Annual Conferences		-	10,800,000.00	10,800,000.00	
	Sub total			12,800,000.00	12,800,000.00	

11	B - Details of Capital Expenditures of Parastatals (Included in 11A`above)					Include Parastatals Capital Exp in Note 11A
	List of MDA: Administrative Sector	Ref.Note	Actual	Total Budget	Variance	Remarks
23004001	YOBE BROADCASTING CORPORATION					
23010105	Purchase of Motor Vehicle		-	50,000,000.00	50,000,000.00	
23010113	Purchase of Computers		-	5,000,000.00	5,000,000.00	
23010123	Purchase of Fire Fight Equipment		-	2,500,000.00	2,500,000.00	
23030121	Rehab /Renovationof Office Building		-	11,000,000.00	11,000,000.00	
	Sub total		0.00	68,500,000.00	68,500,000.00	
23003001	YOBE TELEVISION (YTV)					
23010112	Purchase of Office Furniture and Fittings		-	1,000,000.00	1,000,000.00	
23010113	Purchase of Computers		-	1,624,000.00	1,624,000.00	
23010139	Healvy Duty Plant & Mach		-	12,000,000.00	12,000,000.00	
23010147	Purchase of Spare Parts and Tools		-	20,000,000.00	20,000,000.00	
23020101	Construction of Office Building		-	10,000,000.00	10,000,000.00	
	Sub total		-	44,624,000.00	44,624,000.00	
23013001	PRINTING CORPORATION					
23010113	Purchase of Computers		-	1,000,000.00	1,000,000.00	
23010129	Purchase of Industrials equipment		-	10,000,000.00	10,000,000.00	
	Sub total			11,000,000.00	11,000,000.00	
23001002	HISTORY BUREAU					
23020101	Construction of Office Building		-	2,375,000.00	2,375,000.00	
	Sub total			2,375,000.00	2,375,000.00	
11037001	PILGRIMS WELFARE COMMISSION					
23010112	Purchase of Office Furniture and Fittings		24,979,120.00	50,000,000.00	25,020,880.00	
23010113	Purchase of Computers		-	14,000,000.00	14,000,000.00	
23020101	Construction of Office Building		15,273,643.78	100,000,000.00	84,726,356.22	
23020105	Construction of Water Supply		-	10,000,000.00	10,000,000.00	
	Sub total		40,252,763.78	174,000,000.00	133,747,236.22	
	Total Administration Sector		57,195,735.78	581,363,000.00	524,167,264.22	

	List of MDA: Economic Sector	Ref.Note	Actual	Total Budget	Variance	Remarks
15102001	AGRICULTURAL DEV. PROGRAMME					
23010112	Purchase of Office Furniture and Fittings		-	5,000,000.00	5,000,000.00	
23030121	Rehab /Renovationof Office Building		-	10,000,000.00	10,000,000.00	
23050101	Data Collection and Analysis		-	25,000,000.00	25,000,000.00	
23050128	Counterpart Funding		-	229,423,000.00	229,423,000.00	
23050129	Capitalisation and Sustainability		12,000,000.00	12,000,000.00	-	
	Sub total		12,000,000.00	281,423,000.00	269,423,000.00	
15115001	YOBE STATE AGRICULTURE MECHANICAL AGENCY					
23010112	Purchase of Office Furniture and Fittings		-	1,500,000.00	1,500,000.00	
23010127	Purchahse of Agricultural Equipment		-	30,000,000.00	30,000,000.00	
23010147	Purchase of Spare Parts and Tools		-	10,000,000.00	10,000,000.00	
23020101	Construction of Office Building		-	2,000,000.00	2,000,000.00	
23030112	Repairs of Agric Equipment		-	1,500,000.00	1,500,000.00	
	Sub total			45,000,000.00	45,000,000.00	
64004001	COLLEGE OF AGRIC GUJBA					
23010127	Purchase of Agricultural Equipment		2,165,000.00	25,000,000.00	22,835,000.00	
23010148	Purchase of School Furniture and Fittings		4,607,510.00	15,000,000.00	10,392,490.00	
23020105	Construction of Water Supply		1,654,500.00	10,320,000.00	8,665,500.00	
23020107	Construction of School Building		-	17,680,000.00	17,680,000.00	
23030101	Rehabilitation of Hotels/Lodges		-	12,000,000.00	12,000,000.00	
23050103	Inspection and Monitoring		3,150,000.00	20,000,000.00	16,850,000.00	
	Sub total		11,577,010.00	100,000,000.00	88,422,990.00	
15110001	FERTILIZER BLENDING PLANT					
23010129	Purchase of Industrials equipment		2,200,000.00	22,105,000.00	19,905,000.00	
	Sub total		2,200,000.00	22,105,000.00	19,905,000.00	
63002001	MODERN ABATTOIR					
23010112	Purchase of Office Furniture and Fittings		-	3,000,000.00	3,000,000.00	
23030104	Rehabilitation & Maintenance of Water Supply		-	3,000,000.00	3,000,000.00	
23030121	Rehab /Renovationof Office Building		-	25,000,000.00	25,000,000.00	
	Sub total			31,000,000.00	31,000,000.00	

	List of MDA: Economic Sector	Ref.Note	Actual	Total Budget	Variance	Remarks
63003001	PILOT LIVESTOCK					
23010112	Purchase of Office Furniture and Fittings		-	4,000,000.00	4,000,000.00	
23010113	Purchase of Computers		-	5,000,000.00	5,000,000.00	
23010119	Purchase of Power Gen Set		-	3,000,000.00	3,000,000.00	
23010122	Purchase of Medical Equipment		-	5,500,000.00	5,500,000.00	
23010124	Purchase of Teaching& training Equipment		-	3,000,000.00	3,000,000.00	
23010133	Purchase of Survey Equipment		-	2,000,000.00	2,000,000.00	
23020105	Construction of Water Supply		-	8,000,000.00	8,000,000.00	
23030104	Rehabilitation & Maintenance of Water Supply		-	1,000,000.00	1,000,000.00	
23030121	Rehab /Renovationof Office Building		-	3,000,000.00	3,000,000.00	
23040103	Wildlife and Game Reserve		-	5,500,000.00	5,500,000.00	
23050101	Data Collection and Analysis		9,000,000.00	15,000,000.00	6,000,000.00	
23050124	Advocacy, Enlightenment & Campaign		300,000.00	3,000,000.00	2,700,000.00	
	Sub total		9,300,000.00	58,000,000.00	48,700,000.00	
20008001	BOARD OF INTERNAL REVENUE					
23010112	Purchase of Office Furniture and Fittings		-	135,000,000.00	135,000,000.00	
23010113	Purchase of Computers		-	10,000,000.00	10,000,000.00	
23050101	Data Collection and Analysis		-	2,800,000.00	2,800,000.00	
23050103	Inspection and Monitoring		1,050,000.00	5,000,000.00	3,950,000.00	
23050124	Advocacy, Enlightenment & Campaign		-	4,260,000.00	4,260,000.00	
	Sub total		1,050,000.00	157,060,000.00	156,010,000.00	
1501000	FIRE SERVICE		-			
2301001	Purchase of Office Furniture & Fittings				-	
2302001	Purchase of Office Equipment				-	
2302010	Purchase of Fire Fight Equipment				-	
2308001	Repairs of Motor Vehicle/Other Trans. Equip				-	
2308025	Rehabilitation /Renovationof Office Building				-	
2311005	National Council Meeting/Conference				-	
	Sub total		-	-	-	

	List of MDA: Economic Sector	Ref.Note	Actual	Total Budget	Variance	Remarks
31003001	RURAL ELECTRIFICATION BOARD					
23020103	Construction of Power Electricity Distr		-	50,000,000.00	50,000,000.00	
	Sub total		-	50,000,000.00	50,000,000.00	
1901000	DAFORGA SPRING WATER COMPANY					
2301001	Purchase of Office Furniture & Fittings				-	
2302003	Purchase of Industrials equipment				-	
2302018	Purchase of Generator Sets				-	
2303004	Purchase of Delivery van				-	
	Sub total		-	-	-	
22051001	SMALL SCALE INDUSTRIES					
23010112	Purchase of Office Furniture and Fittings		-	100,000,000.00	100,000,000.00	
	Sub total		-	100,000,000.00	100,000,000.00	
22052001	STATE HOTELS					
23010121	Purchase of Hotels/Lodges Furniture		-	3,500,000.00	3,500,000.00	
23010142	Purchase of Electrical Equipment			12,000,000.00	12,000,000.00	
23020105	Construction of Water Supply		-	7,000,000.00	7,000,000.00	
23030101	Rehabilitation of Hotels/Lodges		12,600,000.00	14,415,000.00	1,815,000.00	
	Sub total		12,600,000.00	36,915,000.00	24,315,000.00	
22018001	YOBE INVESTMENT COMPANY					
23050129	Capitalisation and Sustainability		98,336,443.12	100,000,000.00	1,663,556.88	
	Sub total		98,336,443.12	100,000,000.00	1,663,556.88	
22059001	YOBE MICRO FINANCE BANK					
23050129	Capitalisation and Sustainability		-	100,000,000.00	100,000,000.00	
	Sub total		-	100,000,000.00	100,000,000.00	
1906000	POLYTHENE BAGS & WOVEN SACKS COMPANY					
2315001	Capitalisation and Sustainability				-	
	Sub total		-	-	-	
1909000	THREE STARS HOTEL					
2301005	Purchase of Hotels/Lodges Furniture				-	
2302010	Purchase of Fire Fight Equipment				-	
2305012	Construction of Hotels and Lodges				-	

	List of MDA: Economic Sector	Ref.Note	Actual	Total Budget	Variance	Remarks
2310001	Landscape and Tree Planting				-	
2311002	Consultancy Service				-	
	Sub total		-	-	-	
1911000	HYDRO FORM BLOCK INDUSTRY					
2315001	Capitalisation and Sustainability				-	
	Sub total		-	-	-	
52102001	WATER CORPORATION					
23010113	Purchase of Computers		-	2,000,000.00		
23010119	Purchase of Power Gen Set		-	7,000,000.00	7,000,000.00	
23010140	Purchase of Water Supply Equipment		15,000,000.00	18,000,000.00	3,000,000.00	
23010142	Purchase of Electrical Equipment		4,550,000.00	10,000,000.00	5,450,000.00	
23030102	Repairs of Electricity Equipment		-	2,000,000.00	2,000,000.00	
23030104	Rehabilitation & Maintenance of Water Supply		31,127,500.00	72,000,000.00	40,872,500.00	
	Sub total		50,677,500.00	111,000,000.00	60,322,500.00	
52103001	RURAL WATER SUPPLY & SANITATION AGENCY					
23010112	Purchase of Office Furniture and Fittings		-	6,500,000.00	6,500,000.00	
23010113	Purchase of Computers		-	5,500,000.00	5,500,000.00	
23010139	Heavy Duty Plant & Mach		-	40,500,000.00	40,500,000.00	
23010140	Purchase of Water Supply Equipment		-	40,000,000.00	40,000,000.00	
23020101	Construction of Office Building		1,512,280.00	76,000,000.00	74,487,720.00	
23020105	Construction of Water Supply		-	60,000,000.00	60,000,000.00	
23020118	Construction of other Infrastructure (Sanitation Facilities)		-	15,000,000.00	15,000,000.00	
23030104	Rehabilitation & Maintenance of Water Supply		23,404,000.00	27,000,000.00	3,596,000.00	
23050101	Data Collection and Analysis		-	3,000,000.00	3,000,000.00	
23050128	Counterpart Funding		95,243,400.00	300,000,000.00	204,756,600.00	
	Sub total		120,159,680.00	573,500,000.00	453,340,320.00	
53010001	HOUSING & PROPERTY DEV.					
23010101	Acquisition of Land		-	10,000,000.00	10,000,000.00	
23010105	Purchase of Motor Vehicle		-	7,500,000.00	7,500,000.00	
23010113	Purchase of Computers		-	5,000,000.00	5,000,000.00	
23020102	Construction of Residential Building		-	200,000,000.00	200,000,000.00	
	Sub total		-	222,500,000.00	222,500,000.00	
	Total Economic Sector		317,900,633.12	1,988,503,000.00	1,670,602,366.88	

	List of MDA: Law and Justice Sector	Ref.Note	Actual	Total Budget	Variance	Remarks
26051001	HIGH COURT					
23010105	Purchase of Motor Vehicle		20,000,000.00	30,000,000.00	10,000,000.00	
23010112	Purchase of Office Furniture and Fittings		17,000,000.00	19,000,000.00	2,000,000.00	
23010113	Purchase of Computers		-	10,000,000.00	10,000,000.00	
23010119	Purchase of Power Gen Set		4,000,000.00	4,000,000.00	-	
23020101	Construction of Office Building		67,940,000.00	110,000,000.00	42,060,000.00	
23020102	Construction of Residential Building		25,000,000.00	80,000,000.00	55,000,000.00	
23020105	Construction of Water Supply		2,000,000.00	7,000,000.00	5,000,000.00	
23020106	Construction of Hospital Buildings		-	15,000,000.00	15,000,000.00	
23030121	Rehab /Renovationof Office Building		18,000,000.00	40,000,000.00	22,000,000.00	
	Sub total		153,940,000.00	315,000,000.00	161,060,000.00	
26053001	SHARIA COURT OF APPEAL					
23010105	Purchase of Motor Vehicle		-	15,000,000.00	15,000,000.00	
23010112	Purchase of Office Furniture and Fittings		-	20,000,000.00	20,000,000.00	
23010113	Purchase of Computers		10,000,000.00	10,000,000.00	-	
23010123	Purchase of Fire Fight Equipment		-	5,000,000.00	5,000,000.00	
23020101	Construction of Office Building		90,000,000.00	100,000,000.00	10,000,000.00	
23020105	Construction of Water Supply		-	5,000,000.00	5,000,000.00	
23030101	Rehabilitation of Hotels/Lodges		30,000,000.00	50,000,000.00	20,000,000.00	
23030121	Rehab /Renovationof Office Building		20,000,000.00	20,000,000.00	-	
23040101	Establishment of Orchards/Oasis		5,000,000.00	5,000,000.00	-	
23050103	Inspection and Monitoring		-	10,000,000.00	10,000,000.00	
	Sub total		155,000,000.00	240,000,000.00	85,000,000.00	
64005001	COLLEGE OF LEGAL AND ISLAMIC STUDIES					
23010148	Purchase of School Furniture and Fittings		-	35,000,000.00	35,000,000.00	
23020107	Construction of School Building		-	50,000,000.00	50,000,000.00	
23030106	Rehabilitation/Renovation of School Building		5,253,581.85	15,000,000.00	9,746,418.15	
23050130	Registration and Exams Fees		-	20,000,000.00	20,000,000.00	
	Sub total		5,253,581.85	120,000,000.00	114,746,418.15	
	Total Law and Justice Sector		314,193,581.85	675,000,000.00	360,806,418.15	

	List of MDA: Regional Sector					
--	------------------------------	--	--	--	--	--

	List of MDA: Social Sector	Ref.Note	Actual	Total Budget	Variance	Remarks
17008001	LIBRARY BOARD					
23010105	Purchase of Motor Vehicle		-	7,500,000.00	7,500,000.00	
23020101	Construction of Office Building		-	7,000,000.00	7,000,000.00	
23020111	Construction/Provision of Library		-	30,000,000.00	30,000,000.00	
23030121	Rehab /Renovationof Office Building		-	5,736,000.00	5,736,000.00	
	Sub total		-	50,236,000.00	50,236,000.00	
17010001	AGENCY FOR MASS EDUCATION					
23010105	Purchase of Motor Vehicle		-	8,000,000.00	8,000,000.00	
23010112	Purchase of Office Furniture and Fittings		3,000,000.00	3,000,000.00	-	
23010124	Purchase of Teaching& training Equipment		-	10,500,000.00	10,500,000.00	
23020101	Construction of Office Building		-	20,000,000.00	20,000,000.00	
23020119	Construction of Hall and Theater		8,740,000.00	10,500,000.00	1,760,000.00	
23050124	Advocacy, Enlightenment & Campaign		-	1,500,000.00	1,500,000.00	
23050128	Counterpart Funding		-	1,332,000.00	1,332,000.00	
	Sub total		11,740,000.00	54,832,000.00	43,092,000.00	
17003001	STATE UNIVERSAL BASIC EDUCATION BOARD					
23010112	Purchase of Office Furniture and Fittings		-	5,000,000.00	5,000,000.00	
23010113	Purchase of Computers		-	7,000,000.00	7,000,000.00	
23010124	Purchase of Teaching& training Equipment		-	65,000,000.00	65,000,000.00	
23010126	Purchase of Sporting Equipment		-	5,000,000.00	5,000,000.00	
23010143	Purchase of Public Address and Information Equip.		-	500,000.00	500,000.00	
23020107	Construction of School Building		1,260,753.50	50,000,000.00	48,739,246.50	
23030106	Rehabilitation/Renovation of School Building		55,340,207.13	100,000,000.00	44,659,792.87	
23030121	Rehab /Renovationof Office Building		-	16,500,000.00	16,500,000.00	
23050101	Data Collection and Analysis		-	10,000,000.00	10,000,000.00	
23050103	Inspection and Monitoring		-	10,000,000.00	10,000,000.00	
23050124	Advocacy, Enlightenment & Campaign		-	5,000,000.00	5,000,000.00	
23050128	Counterpart Funding		-	720,000,000.00	720,000,000.00	
	Sub total		56,600,960.63	994,000,000.00	937,399,039.37	
17031001	ARABIC AND ISLAMIC BOARD					
23010124	Purchase of Teaching& training Equipment		-	23,624,000.00	23,624,000.00	

	List of MDA: Social Sector	Ref.Note	Actual	Total Budget	Variance	Remarks
23020103	Construction of Power Electricity Distr		-	7,000,000.00	7,000,000.00	
23030106	Rehabilitation/Renovation of School Building		-	20,000,000.00	20,000,000.00	
23030121	Rehab /Renovationof Office Building		-	3,400,000.00	3,400,000.00	
23050129	Capitalisation and Sustainability		-	5,000,000.00	5,000,000.00	
	Sub total			59,024,000.00	59,024,000.00	
17054001	TEACHING SERVICE BOARD					
23010112	Purchase of Office Furniture and Fittings		-	20,000,000.00	20,000,000.00	
23010113	Purchase of Computers		-	10,500,000.00	10,500,000.00	
23010119	Purchase of Power Gen Set		-	5,500,000.00	5,500,000.00	
	Sub total			36,000,000.00	36,000,000.00	
17055001	SCIENCE & TECHNICAL EDUCATION BOARD					
23010113	Purchase of Computers		-	8,000,000.00	8,000,000.00	
23010139	Healvy Duty Plant & Mach		-	80,000,000.00	80,000,000.00	
23010148	Purchase of School Furniture and Fittings		-	10,000,000.00	10,000,000.00	
23050103	Inspection and Monitoring		-	4,208,000.00	4,208,000.00	
23050130	Registration and Exams Fees		70,544,010.00	73,000,000.00	2,455,990.00	
	Sub total		70,544,010.00	175,208,000.00	104,663,990.00	
17056001	SCHOLARSHIP BOARD					
23010112	Purchase of Office Furniture and Fittings		-	2,000,000.00	2,000,000.00	
23010113	Purchase of Computers		-	2,000,000.00	2,000,000.00	
23050130	Registration and Exams Fees		450,236,961.05	800,000,000.00	349,763,038.95	
	Sub total		450,236,961.05	804,000,000.00	353,763,038.95	
64002001	COLLEGE OF EDUCATION GASHUA					
23010124	Purchase of Teaching& training Equipment		-	4,000,000.00	4,000,000.00	
23020107	Construction of School Building		-	100,000,000.00	100,000,000.00	
23030101	Rehabilitation of Hotels/Lodges		-	6,000,000.00	6,000,000.00	
23050103	Inspection and Monitoring		-	5,000,000.00	5,000,000.00	
23050129	Capitalisation and Sustainability		-	5,000,000.00	5,000,000.00	
	Sub total		-	120,000,000.00	120,000,000.00	
64006001	STATE POLYTECHNIC GEIDAM					
23010133	Purchase of Survey Equipment		-	6,000,000.00	6,000,000.00	

	List of MDA: Social Sector	Ref.Note	Actual	Total Budget	Variance	Remarks
23020101	Construction of Office Building		34,334,753.50	45,000,000.00	10,665,246.50	
23030101	Rehabilitation of Hotels/Lodges		-	15,000,000.00	15,000,000.00	
23030106	Rehabilitation/Renovation of School Building		34,334,754.50	54,000,000.00	19,665,245.50	
	Sub total		68,669,508.00	120,000,000.00	51,330,492.00	
64007001	YOBE STATE UNIVERSITY					
23010101	Acquisition of Land		-	15,000,000.00	15,000,000.00	
23010105	Purchase of Motor Vehicle		-	100,000,000.00	100,000,000.00	
23010107	Purchase of Tippers		-	10,000,000.00	10,000,000.00	
23010113	Purchase of Computers		-	30,000,000.00	30,000,000.00	
23010119	Purchase of Power Gen Set		11,000,000.00	20,000,000.00	9,000,000.00	
23010121	Purchase of Hotels/Lodges Furniture		9,300,000.00	15,000,000.00	5,700,000.00	
23010123	Purchase of Fire Fight Equipment		-	6,920,000.00	6,920,000.00	
23010145	Purchase of Sanitary Equipment		-	5,000,000.00	5,000,000.00	
23010148	Purchase of School Furniture and Fittings		54,388,500.00	75,000,000.00	20,611,500.00	
23020101	Construction of Office Building		43,000,000.00	43,000,000.00	-	
23020107	Construction of School Building		71,000,000.00	200,000,000.00	129,000,000.00	
23020112	Construction of Sporting Facilities		-	40,000,000.00	40,000,000.00	
23020116	Construction of Bridges		-	10,000,000.00	10,000,000.00	
23020119	Construction of Hall and Theater		-	70,000,000.00	70,000,000.00	
23030101	Rehabilitation of Hotels/Lodges		15,000,000.00	15,000,000.00	-	
23050101	Data Collection and Analysis		-	50,000,000.00		
	Sub total		203,688,500.00	704,920,000.00	501,231,500.00	
21102001	HOSPITAL MANAGEMENT BOARD					
23010112	Purchase of Office Furniture and Fittings		7,735,000.00	10,000,000.00	2,265,000.00	
23010113	Purchase of Computers		-	2,000,000.00	2,000,000.00	
23010149	Purchase of Hospital Furniture & Fittings		-	18,000,000.00	18,000,000.00	
23030101	Rehabilitation of Hotels/Lodges		-	18,000,000.00	18,000,000.00	
23030105	Rehab./Renovation of Clinics		8,787,130.00	40,000,000.00	31,212,870.00	
23030121	Rehab /Renovationof Office Building		-	7,000,000.00	7,000,000.00	
23030130	REPAIRS OF MEDICAL EQUIPMENT		-	25,000,000.00	25,000,000.00	
23040101	Establishment of Orchards/Oasis		-	5,000,000.00	5,000,000.00	

	List of MDA: Social Sector	Ref.Note	Actual	Total Budget	Variance	Remarks
23050101	Data Collection and Analysis		3,000,000.00	23,000,000.00	20,000,000.00	
	Sub total		19,522,130.00	148,000,000.00	128,477,870.00	
21106001	SCHOOL OF HEALTH TECHNOLOGY NGURU					
23010105	Purchase of Motor Vehicle		-	8,000,000.00	8,000,000.00	
23010112	Purchase of Office Furniture and Fittings		-	5,000,000.00	5,000,000.00	
23010113	Purchase of Computers		-	7,000,000.00	7,000,000.00	
23010119	Purchase of Power Gen Set		-	3,000,000.00	3,000,000.00	
23010122	Purchase of Medical Equipment		-	10,000,000.00	10,000,000.00	
23010148	Purchase of School Furniture and Fittings		5,750,000.00	12,000,000.00	6,250,000.00	
23020107	Construction of School Building		-	200,000,000.00	200,000,000.00	
23020112	Construction of Sporting Facilities		-	2,000,000.00	2,000,000.00	
23050130	Registration and Exams Fees		-	5,000,000.00	5,000,000.00	
	Sub total		5,750,000.00	252,000,000.00	246,250,000.00	
21104001	SCHOOL OF NURSING DAMATURU					
23010105	Purchase of Motor Vehicle		-	20,500,000.00	20,500,000.00	
23010112	Purchase of Office Furniture and Fittings		-	8,000,000.00	8,000,000.00	
23010113	Purchase of Computers		-	5,000,000.00	5,000,000.00	
23010119	Purchase of Power Gen Set		-	5,000,000.00	5,000,000.00	
23010122	Purchase of Medical Equipment		-	10,000,000.00	10,000,000.00	
23010125	Purchase of Library and Journals		-	8,000,000.00	8,000,000.00	
23010126	Purchase of Sporting Equipment		-	2,500,000.00	2,500,000.00	
23010148	Purchase of School Furniture and Fittings		-	13,000,000.00	13,000,000.00	
23020107	Construction of School Building		1,583,141.73	74,500,000.00	72,916,858.27	
23020128	Construction of Warehouse and shops		-	5,000,000.00	5,000,000.00	
23030106	Rehabilitation/Renovation of School Building		12,952,372.32	17,000,000.00	4,047,627.68	
23040101	Establishment of Orchards/Oasis		-	24,000,000.00	24,000,000.00	
23050130	Registration and Exams Fees		799,000.00	6,000,000.00	5,201,000.00	
	Sub total		15,334,514.05	198,500,000.00	183,165,485.95	
21103001	TRADITIONAL MEDICINE BOARD					
23010112	Purchase of Office Furniture and Fittings		-	1,500,000.00	1,500,000.00	
	Sub total		-	1,500,000.00	1,500,000.00	

	List of MDA: Social Sector	Ref.Note	Actual	Total Budget	Variance	Remarks
21003001	PRIMARY HEALTH CARE MANAGEMENT BOARD					
23010112	Purchase of Office Furniture and Fittings		-	15,000,000.00	15,000,000.00	
23010113	Purchase of Computers		-	5,000,000.00	5,000,000.00	
23010119	Purchase of Power Gen Set		-	5,000,000.00	5,000,000.00	
23010122	Purchase of Medical Equipment		-	33,000,000.00	33,000,000.00	
23020101	Construction of Office Building		-	50,713,000.00	50,713,000.00	
23020102	Construction of Residential Building		-	15,000,000.00	15,000,000.00	
23020106	Construction of Hospital Buildings		-	40,000,000.00	40,000,000.00	
23030105	Rehab./Renovation of Clinics		-	42,000,000.00	42,000,000.00	
23030121	Rehab /Renovationof Office Building		-	10,000,000.00	10,000,000.00	
23050101	Data Collection and Analysis		-	2,000,000.00	2,000,000.00	
23050103	Inspection and Monitoring		-	5,000,000.00	5,000,000.00	
23050124	Advocacy, Enlightenment & Campaign		-	3,000,000.00	3,000,000.00	
23050128	Counterpart Funding		10,000,000.00	140,000,000.00	130,000,000.00	
	Sub total		10,000,000.00	365,713,000.00	355,713,000.00	
35001004	NEAZADP					
23010101	Acquisition of Land		-	16,000,000.00	16,000,000.00	
23020116	Construction of Bridges		-	8,000,000.00	8,000,000.00	
23050103	Inspection and Monitoring		-	2,000,000.00	2,000,000.00	
	Sub total		-	26,000,000.00	26,000,000.00	
35016001	ENVIRONMENT PROTECTION AGENCY					
23040105	Environmental Pollution Control		15,000,000.00	41,000,000.00	26,000,000.00	
	Sub total		15,000,000.00	41,000,000.00	26,000,000.00	
	Total Social Sector		927,086,583.73	4,150,933,000.00	3,223,846,416.27	
	Total Details of Capital Expenditures of Parastatals		1,616,376,534.48	7,395,799,000.00	5,779,422,465.52	

13	CLOSING CASH BOOK BALANCE OF TREASURY OFFICE		2015	2014	Remarks
211	RECURRENT CASH AND BANK BALANCES HQTRS		N	N	
005	KEYSTONE BANK		1,520,689.46	5,667,689.46	
006	FCMB DAMATURU		-	1,010,310.50	

13	CLOSING CASH BOOK BALANCE OF TREASURY OFFICE		2015	2014	Remarks
007	UNITY BANK (IGR ACCT)		126,325,349.31	58,871,887.00	
009	ACCESS BANK		693,157.16	7,537,822.36	
011	FIDILITY BANK EXPENDITURE		59,569,093.94	52,909,975.78	
012	ZENITH BANK PLC			686,725.34	
013	UBA BANK SALARY ACCT (OAG)		480,610.23	5,932,978.22	
016	FIRST BANK OF NIG PLC (GRAINS ACCOUNT)			3,849,288.87	
019	SKYE BANK (RECURRENT EXPENDITURE ACCOUNT)			3,184,479.47	
022	CONDITIONAL GRANT ACCOUNT			153,737.01	
023	SPECIAL PROJECT II ACCOUNT			8,324,294.72	
027	FIRST BANK FERTILIZER ACCOUNT			14,204,124.74	
028	UBA YBSG EXPT ACCOUNT		1,143,618.80	3,231,450.47	
035	FCMB (PENSION & GRATUITY)			2,386,709.23	
036	FIDILITY BANK (CONTRACT LIABILITY ACCT)		539,736.30	3,928,574.00	
038	UBA VAT ACCOUNT		494,878.58	2,732,148.37	
040	FIDELITY BANK (STABILIZATION ACCT)		658,464.09	5,206,802.09	
041	FIDELITY BANK (STATUTORY ACCT)	J	(278,907,427.43)	(998,841,022.88)	Being o/d facility wrongly treated as Internal loan in 2014 accounts now revised
042	FIDELITY BANK (YOBE STATE PUBLIC OFFICE HOLDERS ACCT)		26,781,806.55	8,892,202.14	
043	FIDELITY BANK (YOBE STATE SPECIAL PROJECT ACCT)			53,433.55	
045	YOBE STATE STAFF FURNITURE LOAN REVOLVING ACCT		66,785,774.77	80,437,291.58	
046	KEYSTONE BANK (SURE-P ACCOUNT)		7,869.42	9,432,869.42	
047	ECO BANK FUNE LOCAL GOVT COUNCIL		15,745,530.44	21,096,083.95	
048	SKYE BANK KARASUWA LOCAL GOVT COUNCIL		3,273,132.01	15,712,445.51	
049	SKYE BANK YUNUSARI LOCAL GOVT COUNCIL		16,720,942.69	21,721,942.69	
051	FIDELITY BANK YOBE STATE CGS 2011 PROJECT A/C		15,194,170.13	20,095,600.60	
052	FIDELITY BANK C G S 2009 PROJECT (CONDITIONAL GRANT)		160,970,927.22	160,970,927.21	

13	CLOSING CASH BOOK BALANCE OF TREASURY OFFICE		2015	2014	Remarks
053	SKYE BANK NANGERE GCS LG SPECIAL PROJEC		3,165,551.82		
054	SKYE BANK GEIDAM GCS LG SPECIAL PROJECT		1,280,748.48		
055	SKYE BANK Bank YUSUFARI GCS LG SPECIAL PROJECT		9,836,268.11		
056	SKYE BANK Bank TARMUWA GCS LG SPECIAL PROJECT		3,538,204.53		
057	GTB Plc YBSG Stabilisation Account		27,511.04		
050	RETURNED SALARY ACCT.[UBA]		163,238,688.28		
003	DIAMOND BANK POLICE REFORMS			2,042,453.50	
	Total Details of Cash Book Balances of Treasury		399,085,295.93	- 478,566,775.10	

14	CLOSING CASH BOOK BALANCE OF MINISTRIES, DEPARTMENTS (BY SECTOR)		2015	2014	
	Administrative Sector				
11001001	GOVT HOUSE		8,838,193.46	15,167,991.86	
11001003	SPECIAL ADVISERS OFFICES		256,743.41		
11001002	DEP GOV's OFFICE		10,011,119.29	2,490,676.79	
12003001	HOUSE OF ASSEMBLY		9,548.84	16,121,973.62	
11013001	GOVERNORS OFFICE		7,976,077.56	84,150,935.96	
25001001	OFFICE OF HEAD OF SERVICE		21,344.78	5,727,901.73	
23001001	MINISTRY OF INFORMATION		8,980.58	90,219.26	
40001001	STATE AUDIT DEPARTMENT		38,963.03	12,113.98	
62001002	MINISTRY OF RELIGIOUS AFFAIRS		31,741.58	13,577.23	
40002001	LOCAL GOVT AUDIT DEPT.		103,162.00	24,205.00	
47001001	CIVIL SERVICE COMMISSION		8,191.00	40,367.30	
47002001	LOCAL GOVT SERVICE COMMISSION		2,507.21	27,415.12	
12004001	ASSEMBLY SERVICE COMMISSION		23,524.82	156,574.67	
48001001	STATE INDEPENDENT ELECTORAL COMM		59,047.00		
	SUB TOTAL		27,389,144.56	124,023,952.52	
	Economic Sector				
15001001	MINISTRY OF AGRICULTURE		79,090.45	88,839.62	
63001001	MINISTRY OF ANIMAL & FISHERIES		0.00	20,550.16	

14	CLOSING CASH BOOK BALANCE OF MINISTRIES, DEPARTMENTS (BY SECTOR)		2015	2014
20001001	MINISTRY OF FINANCE		8,910,665.98	5,741,718.31
20007001	OFFICE OF THE ACCOUNTANT GENERAL		21,491.67	161,491.67
34001001	MINISTRY OF WORKS		264,192.26	20,781.50
29001001	MINISTRY OF TRANSPORT AND ENERGY		0.00	67,572.66
22001001	MINISTRY OF COMMERCE		16,703.38	8,453.38
38001001	MINISTRY OF BUDGET & PLANNING		-	1,208,505.14
52001001	MINISTRY OF WATER RESOURCES		14,702.39	14,702.39
53001001	MINISTRY OF LAND & SURVEY		332,507.86	5,524,155.65
53001001	MINISTRY OF HOUSING		0.00	866,656.22
	SUB TOTAL		9,639,353.99	13,723,426.70
	Law and Justice sector			
26001001	MINISTRY OF JUSTICE		0.00	13,282,227.00
	SUB TOTAL		0.00	13,282,227.00
	Regional Development sector			
51021001	MINISTRY OF INTEGRATED RURAL DEVELOPMENT		9,535.07	31,603.07
	SUB TOTAL		9,535.07	31,603.07
	Social Service Sector			
17001001	MINISTRY OF EDUCATION		9,926,848.00	57,360,727.07
35001001	MINISTRY OF ENVIRONMENT		0.00	323,717.00
64001001	MINISTRY OF HIGHER EDUCATION		1,115,177.21	34,167.22
39001001	MINISTRY OF SPORTS		333,611.52	1,643,975.49
21001001	MINISTRY OF HEALTH		2,324,648.91	1,126,199.96
13001001	MINISTRY OF YOUTH & SOCIAL DEVELOPMENT		15,709.83	1,437.83
14001001	MINISTRY OF WOMEN AFFAIRS		26,032.56	101,951.18
51001001	MINISTRY OF LOCAL GOVT & CHIEFTANCY AFFAIRS		28,996.61	27,011.01
	SUB-TOTAL		13,771,024.64	60,592,175.75
	Total Details of Cash Book Balances of MDAs		50,809,058.26	211,653,385.04

15	INVESTMENTS	H	2015	2014
	Investments in Quoted Companies		144,216,267.55	433,190,201.93
	Investments in unquoted Companies		81,129,955.00	151,488,445.00
	Total Investments		225,346,222.55	584,678,646.93

18	Revolving Loan Account		(Other Operating Activities)			
	List the Loans	I	Balance as at 31/12/2015	Additional Loan	Loan Paid Back	Balance as at 31/12/2014
a	CAR LOAN		377,988,505.53	153,920,565.04	127,247,451.79	351,315,392.28
b	FURNITURE LOAN		261,465,048.46	89,300,000.00	73,070,090.62	245,235,139.08
c	HOUSING LOAN (Owner Occupier)		-	-	37,172,098.92	
d	KEKE NAPEP LOAN		-	-	-	
e	SURE P BUS LOAN		-	-	5,100,000.00	
	Total Revolving Loan		639,453,553.99	243,220,565.04	242,589,641.33	596,550,531.36

19	External Loans					
a	List of External Loans	K	Balance as at 31/12/2015	Additional Loan	Loan Paid Back	Balance as at 31/12/2014
	Public Debt Services		6,062,290,761.64		237,999,549.22	5,716,484,322.75
	Source: DMO Abuja & CBN 31/12/15 \$30,456,120.38 @ N199.05/\$ = N6,062,290,761.64					

24	Internal Loans					
	List of Internal Loans	G	Balance as at 31/12/2015	Additional Loan	Loan Paid Back	Balance as at 31/12/2014
a	Commercial Bank Loan (Prin)		875,000,000.00	1,500,000,000.00	625,000,000.00	
b	Interest on Commercial Bank Loan		92,644,071.38	-	269,157,997.36	
c	Marching Grant (SUBEB)		-	-	498,026,667.82	498,026,667.82
d	Interest on Matching Grant Facility		-	-	608,333,333.33	608,333,333.33
e	GTB NLC LOAN		497,073,391.10	-	99,414,678.22	
f	Overdraft	J				
	Total Loans		1,464,717,462.48	1,500,000,000.00	2,099,932,676.73	1,106,360,001.15

26	CONTINGENT LIABILITIES AS AT YEAR END 2015		Amount 2015	Amount 2014		List All the Contigent Liabilities
a	Pension and Gratuity Due		2,513,040,670.65	1,580,056,675.71		
b	Outstanding Contractors Liabilities		153,106,302.47	99,656,704.24		
	Total Contigent Liabilities		2,666,146,973.12	1,679,713,379.95		

REFERENCE NOTE

GOVERNMENT SHARE OF FAAC (STATUTORY REVENUE)

MONTH	2015			2014		
	NOTE A	NOTE B	TOTAL	NOTE A	NOTE B	TOTAL
	NET RECEIPT	DEDUCTED AT SOURCE		NET RECEIPT	DEDUCTED AT SOURCE	
N	N	N	N	N	N	
JANUARY	2,916,891,387.78	11,016,855.31	2,927,908,243.09	2,895,727,756.55	41,767,621.60	2,937,495,378.15
FEBRUARY	2,601,989,018.45	11,016,855.31	2,613,005,873.76	3,078,003,814.88	43,608,793.91	3,121,612,608.79
MARCH	2,459,159,444.41	19,334,052.36	2,478,493,496.77	3,200,884,433.38	86,896,113.35	3,287,780,546.73
APRIL	1,926,317,836.90	19,334,052.36	1,945,651,889.26	3,260,589,797.52	47,791,139.97	3,308,380,937.49
MAY	1,735,479,390.60	19,334,052.36	1,754,813,442.96	3,292,009,571.23	16,047,771.85	3,308,057,343.08
JUNE	1,996,978,278.95	19,334,052.36	2,016,312,331.31	3,587,944,347.09	16,047,771.85	3,603,992,118.94
JULY	2,888,506,229.02	19,334,052.36	2,907,840,281.38	3,572,041,717.08	16,047,771.85	3,588,089,488.93
AUGUST	2,660,615,128.55	23,859,115.36	2,684,474,243.91	3,401,770,784.10	16,047,771.85	3,417,818,555.95
SEPTEMBER	2,215,821,603.09	23,859,115.36	2,239,680,718.45	3,146,289,318.51	16,047,771.85	3,162,337,090.36
OCTOBER	1,986,306,603.86	23,859,115.36	2,010,165,719.22	2,881,460,040.79	11,016,855.31	2,892,476,896.10
NOVENBER	2,526,235,469.61	23,859,115.36	2,550,094,584.97	2,967,704,286.38	11,016,855.31	2,978,721,141.69
DECEMBER	1,829,027,473.45	23,859,115.36	1,852,886,588.81	2,972,637,101.74	11,016,855.31	2,983,653,957.05
TOTAL	27,743,327,864.67	237,999,549.22	27,981,327,413.89	38,257,062,969.25	333,353,094.01	38,590,416,063.26

**NOTE: B 2015
DETAILED DEDUCTION AT SOURCE**

MONTH	FOREIGN LOAN	TOTAL
JANUARY	11,016,855.31	11,016,855.31
FEBRUARY	11,016,855.31	11,016,855.31
MARCH	19,334,052.36	19,334,052.36
APRIL	19,334,052.36	19,334,052.36
MAY	19,334,052.36	19,334,052.36
JUNE	19,334,052.36	19,334,052.36
JULY	19,334,052.36	19,334,052.36
AUGUST	23,859,115.36	23,859,115.36
SEPTEMBER	23,859,115.36	23,859,115.36
OCTOBER	23,859,115.36	23,859,115.36
NOVEMBER	23,859,115.36	23,859,115.36
DECEMBER	23,859,115.36	23,859,115.36
TOTAL	237,999,549.22	237,999,549.22

NOTE: B 2014
DETAILED DEDUCTION AT SOURCE

MONTH	FOREIGN LOAN	OIL THEFT AD-HOC	Police Reforms	TOTAL
JANUARY	12,392,667.82	37,970,536.03	29,374,953.78	79,738,157.63
FEBRUARY	12,392,667.82	31,743,368.12	31,216,126.09	75,352,162.03
MARCH	16,047,771.85		32,877,805.47	48,925,577.32
APRIL	16,047,771.85			16,047,771.85
MAY	16,047,771.85			16,047,771.85
JUNE	16,047,771.85			16,047,771.85
JULY	16,047,771.85			16,047,771.85
AUGUST	16,047,771.85			16,047,771.85
SEPTEMBER	16,047,771.85			16,047,771.85
OCTOBER	11,016,855.31			11,016,855.31
NOVEMBER	11,016,855.31			11,016,855.31
DECEMBER	11,016,855.31			11,016,855.31
TOTAL	170,170,304.52	69,713,904.15	93,468,885.34	333,353,094.01

NOTE: C
Share of Statutory Allocation - Other Agencies

MONTH	2015				2014			
	EXCHANGE GAIN	NON OIL REVENUE	ECOLOGICAL FUND	TOTAL	SURE-P ALLOCATION	REFUNDS NNPC	NON OIL REVENUE	TOTAL
JANUARY	64,228,117.24			64,228,117.24	216,403,709.08	97,335,032.15		313,738,741.23
FEBRUARY	52,192,315.37			52,192,315.37	216,403,709.08	97,335,032.15		313,738,741.23
MARCH	619,382,229.44		596,083,046.00	1,215,465,275.44	216,403,709.08	97,335,032.15		313,738,741.23
APRIL	204,105,131.90			204,105,131.90	216,403,709.08	97,335,032.15		313,738,741.23
MAY	150,886,638.26			150,886,638.26	216,403,709.08			216,403,709.08
JUNE	190,171,622.00			190,171,622.00	216,403,709.08			216,403,709.08
JULY	39,356,429.83	2,413,979,046.27		2,453,335,476.10	216,403,709.08		497,135,890.16	713,539,599.24
AUGUST	40,587,449.24			40,587,449.24	216,403,709.08			216,403,709.08
SEPTEMBER	30,509,896.33			30,509,896.33	216,403,709.08			216,403,709.08
OCTOBER	32,307,012.76			32,307,012.76	216,403,709.08	182,627,046.92		399,030,756.00
NOVEMBER	45,929,117.15			45,929,117.15	216,403,709.08			216,403,709.08
DECEMBER	30,459,529.40	205,703,366.04		236,162,895.44	216,403,709.08			216,403,709.08
TOTAL	1,500,115,488.92	2,619,682,412.31	596,083,046.00	4,715,880,947.23	2,596,844,508.96	571,967,175.52	497,135,890.16	3,665,947,574.64

NOTE: D
Excess Crude oil

	2015	2014
MONTH	AMOUNT	AMOUNT
JANUARY	95,154,024.47	
FEBRUARY		
MARCH		
APRIL	57,768,099.47	
MAY		
JUNE		1,117,345,459.02
JULY		
AUGUST		
SEPTEMBER		221,545,578.49
OCTOBER		
NOVEMBER		207,903,869.25
DECEMBER		224,463,907.87
TOTAL	152,922,123.94	1,771,258,814.63

NOTE: E
Value Added Tax Allocation (VAT)

	2015	2014
MONTH	AMOUNT	AMOUNT
JANUARY	674,496,843.48	599,921,134.82
FEBRUARY	592,455,830.00	762,598,211.39
MARCH	543,937,926.19	619,160,694.81
APRIL	664,764,329.40	586,778,057.93
MAY	690,863,293.76	615,384,402.70
JUNE	517,156,340.26	616,707,549.95
JULY	610,427,886.07	626,122,141.89
AUGUST	703,909,415.99	617,198,081.32
SEPTEMBER	583,981,903.94	579,916,409.71
OCTOBER	529,718,312.92	599,213,768.12
NOVEMBER	556,522,267.56	629,415,325.62
DECEMBER	565,618,262.38	568,489,921.06
TOTAL	7,233,852,611.95	7,420,905,699.32

NOTE: F
20001003 MISCELLANEOUS EXPENSES

CODES	DESCRIPTION	ACTUAL EXPT	APPROVED BUDGET	VARIANCE
22020102	Ceremony & Travelling Allowance	12,102,787.62	50,000,000.00	37,897,212.38
22020104	BTA	39,037,796.00	125,000,000.00	85,962,204.00
22020601	Security Services			-
22040109	Charitable Grant		30,000,000.00	30,000,000.00
22021004	Medical Expenses- local	97,504,980.00	320,000,000.00	222,495,020.00
22021007	Hospitality	9,300,000.00	120,000,000.00	110,700,000.00
22021002	Committees and Commissions	327,237,200.00	400,000,000.00	72,762,800.00
22021023	Contingency (Service Wide)	5,960,000.00	200,252,000.00	194,292,000.00
22020501	Conferences and Seminars-Local	2,640,000.00	20,000,000.00	17,360,000.00
22021022	Up-Keep Allowance	33,036,000.00	100,000,000.00	66,964,000.00
	OTHER PAYMENTS			-
21020101	NYSC Allowances	29,253,000.00	35,000,000.00	
22020201	Electricity charges	149,847,078.66	160,000,000.00	10,152,921.34
22020202	Telephone charges			-
22020203	Internet Access charges		5,000,000.00	5,000,000.00
22021006	Postal and Courier Services	-	3,000,000.00	3,000,000.00
22020405	Maintenance of Plant/ Generator	14,922,000.00	20,000,000.00	5,078,000.00
22020702	Information Technology Consulting	3,150,000.00	70,000,000.00	66,850,000.00
22020704	Engineering services	-	640,000.00	640,000.00
22020602	Rentage of office Accommodation	15,806,400.00	70,000,000.00	54,193,600.00
22020901	Bank Charges	68,620,988.21	80,000,000.00	11,379,011.79
22020902	Insurance	-	5,000,000.00	5,000,000.00
22020406	Other Maintenance Services General	77,228,200.00	100,636,000.00	23,407,800.00
	TOTAL	885,646,430.49	1,914,528,000.00	1,028,881,569.51

NOTE: G
PUBLIC DEBT SERVICES

CODES	DESCRIPTION	ACTUAL EXPT	APPROVED	VARIANCE
22060201	Interest on loans	154,748,793.32	160,000,000.00	5,251,206.68
22060202	Public Debt Services	2,183,183,432.63	2,100,000,000.00	- 83,183,432.63
	TOTAL	2,337,932,225.95	2,260,000,000.00	- 77,932,225.95

NOTE: H
INVESTMENTS
SCHEDULE OF QUOTED INVESTMENT AS AT 31st DECEMBER 2014 and 2015

S/N	NAME OF COMPANY	2014		2015	
		NO. OF SHARES	VALUE (N)	NO. OF SHARES	VALUE (N)
1	Union Bank Plc	3,392,329.00	26,276,296.50	3,091,329.00	22,423,294.69
2	Sterling Bank	2,973,246.00	7,552,044.84	3,473,246.00	5,441,040.18
3	FLOURMILLS	600.00	23,520.00	600.00	12,480.00
4	SCOA	70,447.00	328,987.49	70,447.00	293,059.52
5	GTBank	567,927.00	6,295,000.00	567,927.00	10,506,649.50
6	NAHCO	61,327.00	304,181.92	315,219.00	1,134,788.40
7	Royal Exchange	707,731.00	35,365.50	70,731.00	35,365.50
8	FCMB	33,218.00	82,712.82	-	-
9	Niger Insurance	281,781.00	234,384.39	281,781.00	140,890.50
10	AIICO Insurance	5,553,425.00	4,498,274.25	5,553,425.00	5,053,616.75
11	First Bank Plc	5,705,028.00	50,204,246.40	7,775,089.00	28,011,687.48
12	Unity Bank	641,288,719.00	320,644,359.50	46,925,828.00	53,495,443.92
13	R. T Briscoe	4,791.00	5,229.07	6,791.00	2,395.50
14	VONO	8,916.00	9,985.92	8,916.00	6,954.48
15	CONOIL	-	-	18,000.00	445,320.00
16	Diamond Bank	554,293.00	3,092,954.94	554,293.00	1,335,846.13
17	FIDELITY BANK	100,000.00	162,000.00	100,000.00	145,000.00
18	GLAXOSMITHKLINE	-	-	10,000.00	342,000.00
19	UBA	-	-	50,000.00	169,500.00
20	CADBURY PLC	-	-	250,000.00	4,287,500.00
21	NASCON	750,000.00	-	750,000.00	5,467,500.00
22	UNILEVEL	126,380.00	5,156,274.00	126,380.00	5,465,935.00
23	Oando	14,549.00	234,384.39	-	-
24	LAFARGE AFRICA (WAPCO)	100,000.00	8,050,000.00	-	-
	SUB TOTAL		433,190,201.93		144,216,267.55

NOTE: H
INVESTMENTS
SCHEDULE OF UNQUOTED INVESTMENT AS AT 31st DECEMBER 2014 and 2015

S/N	NAME OF COMPANY	2014		2015	
		NO. OF SHARES	VALUE (N)	NO. OF SHARES	VALUE (N)
1	Lion of African Insurance Ltd	9,492,260.00	14,239,890.00	3,091,329.00	14,239,890.00
2	Stirling Civil Engineering Ltd	1,345,027.00	2,017,544.00	3,473,246.00	2,017,544.00
3	Kaduna Textiles Ltd	7,075,593.00	7,429,373.00	-	7,429,373.00
4	Dormanlong Amalgamated Eng	6,608,268.00	4,977,140.00	70,447.00	4,977,140.00
5	Steyre Nig Ltd	427,545.00	427,545.00	-	427,545.00
6	Savanah Sugar Company Ltd	5,335,417.00	5,335,417.00	312,219.00	5,335,417.00
7	Maiduguri Flour Mills Ltd	12,665,775.00	12,665,775.00	70,731.00	12,665,775.00
8	Nigerian Technical Company Ltd	24,000,000.00	226,800.00	-	226,800.00
9	Epic Industrial Trust Ltd	675,000.00	675,000.00	281,781.00	675,000.00
10	Lake Chad Hotel Company Ltd	783,000.00	783,000.00	5,553,425.00	783,000.00
11	Penman Trust Ltd	64,000,000.00	32,352,471.00	7,775,089.00	32,352,471.00
12	Nguru Oil Mills	128,250.00	256,500.00	-	-
13	Nigeria Food Company	238,500.00	238,500.00	-	-
14	Yobe Flour and Feed Mills	20,000,000.00	20,000,000.00	-	-
15	Global Wheat and Building Materials Ltd	20,000,000.00	20,000,000.00	-	-
16	Yobe Bricks and Building Materials Ltd	10,000,000.00	10,000,000.00	-	-
17	Niger-Delter Power Holding Co. Nig	19,863,490.00	19,863,490.00	-	-
	SUB TOTAL		151,488,445.00		81,129,955.00
	SUMMARY				
	QUOTED INVESTMENT		433,190,201.93		144,216,267.55
	UNQUOTED INVESTMENT		151,488,445.00		81,129,955.00
	TOTAL		584,678,646.93		225,346,222.55

Source: Yobe Investment Company Ltd

NOTE: I
REVOLVING LOAN ACCOUNTS

CODE	DESCRIPTION	OPENING BAL.	DISBURSEMENTS	TOTAL	REPAYEMENTS	CLOSING BAL.
a	Car Loan	351,315,392.28	153,920,565.04	505,235,957.32	127,247,451.79	377,988,505.53
b	Furniture Loan	245,235,139.08	89,300,000.00	334,535,139.08	73,070,090.62	261,465,048.46
c	Housing Loan (Owerner Occupier)	-	-	-	37,172,098.92	
d	Keke NAPEP Loan	-	-	-	-	
e	SURE P Bus Loan	-	-	-	5,100,000.00	
	TOTAL	596,550,531.36	243,220,565.04	839,771,096.40	242,589,641.33	639,453,553.99

**NOTE: J
BANK OVERDRAFT**

CODE	BANK	DATE	DRAWN	SETTLEMENT	BALANCE 31/1/15	REMARKS
041	Fidelity Bank Plc	12/31/2014	998,841,022.88	998,841,022.88	-	Being o/d facility wrongly treated as Internal loan in 2014 accounts cleared in January 2015

**NOTE: K
FOREIGN LOANS PROFILE 2015**

S/N	CREDITORS	LOAN TITLE	Agreement Date	Original Currency	Loan Amount in Original Currency	Actual Amount Due and Paid January to December 2015 in Original Currency	Naira Equivalent of Total Amount Paid	Principal Balance in Original Currency
1	IDB	Yobe State National Programme for Food Security Expansion Phase Support	11/26/2009	IDB	4,500,000.00	411,360.00	112,383,387.46	794,850.19
2	AFDF	Yobe State Health System Dev. IV-ADF	10/13/2003	FUA	2,818,000.00			2,218,473.70
i		Yobe State Health System Dev. IV-EUR		EUR		16,058.51	3,446,979.26	
ii		Yobe State Health System Dev. IV-USD		USD		40,078.96	7,895,555.91	
3	IDA	Yobe State Community Based Poverty Reduction-IDA	7/18/2011	XDR	9,791,063.73	325,655.82	88,969,039.76	8,494,644.79
4	IDA	Yobe State Health System Development-IDA	3/2/2003	XDR	1,085,000.00	34,711.83	9,483,258.07	844,936.86
5	IDA	Yobe State HIV/AIDS Programme-IDA	12/22/2005	XDR	1,456,292.05	44,918.43	12,271,697.11	782,613.44
6	IDA	Yobe State Third National Fadama Development Project	4/16/2009	XDR	4,818,310.00	35,347.07	9,656,805.39	4,737,691.93
7	IDA	Yobe State Health System Development Project II (Additional Financing)	7/23/2009	XDR	1,651,658.60	12,389.58	3,384,828.30	1,599,807.16
8	IFAD	Yobe State Community Based Agric & Rural Dev. Project - IFAD XDR	9/16/2002	XDR	2,800,000.00	113,718.89	31,067,955.26	2,467,796.61
Total Debt Service January - December 2015					28,920,324.38	1,034,239.09	278,559,506.52	21,940,814.68
Arrears in 2015								-N27,171,697.25
Add Exchange Rate Gain in 2014								N9,193,526.89
Arrears in 2015 to be added to July to December 2016 Debt Service Projections								-N18,524,170.35
NOTE: AMOUNT OUTSTANDING AS AT 31/12/2015 TRANSLATED IN NAIRA VALUE IS N6,062,290,761.64 (N199.05/\$) \$30,456,120.38 @ N199.05 = N6,062,290,761.64								

REPORT ON FUNCTIONAL SEGMENT (SUMMARY)

STATEMENT OF TOTAL GOVERNMENT EXPENDITURE BY MAIN FUNCTION FOR THE YEAR ENDED 31ST DECEMBER, 2015

CODE	DESCRIPTION	NOTE	ACTUAL 2015	FINAL BUDGET 2015	INITIAL BUDGET 2015	SUPPLIMENTARY BUDGET 2015	VARIANCE ON FINAL BUDGET	ACTUAL 2014
701	General public services	1	16,113,645,332.91	24,835,029,000.00	26,212,029,000.00	1,377,000,000.00	7,797,862,076.22	19,032,259,380.64
703	Public order and safety	2	1,342,050,717.98	2,621,284,000.00	2,751,284,000.00	130,000,000.00	1,279,233,282.02	1,508,803,147.80
704	Economic affairs	3	7,723,224,389.08	18,962,151,000.00	17,472,151,000.00	1,510,000,000.00	11,238,926,610.92	15,255,539,930.75
705	Environmental protection	4	752,098,227.48	1,194,494,000.00	1,494,494,000.00	300,000,000.00	442,395,772.52	251,166,988.68
706	Housing and community amenities	5	629,466,922.04	2,166,409,000.00	2,066,409,000.00	100,000,000.00	1,536,942,077.96	1,662,049,614.92
707	Health	6	4,751,091,122.10	9,693,181,000.00	9,493,181,000.00	200,000,000.00	4,942,089,877.90	4,979,700,730.75
708	Recreation, culture and religion	7	1,403,793,734.28	2,860,599,000.00	2,582,599,000.00	278,000,000.00	1,456,805,265.72	1,918,034,130.09
709	Education	8	10,760,988,111.12	16,898,522,000.00	17,159,522,000.00	261,000,000.00	6,137,533,888.88	12,880,427,266.91
710	Social protection	9	458,604,380.12	1,587,331,000.00	1,587,331,000.00	-	1,128,726,619.88	96,299,707.62
	TOTAL EXPENDITURE		43,934,962,937.11	80,819,000,000.00	80,819,000,000.00	4,156,000,000.00	36,884,037,062.89	57,584,280,898.16

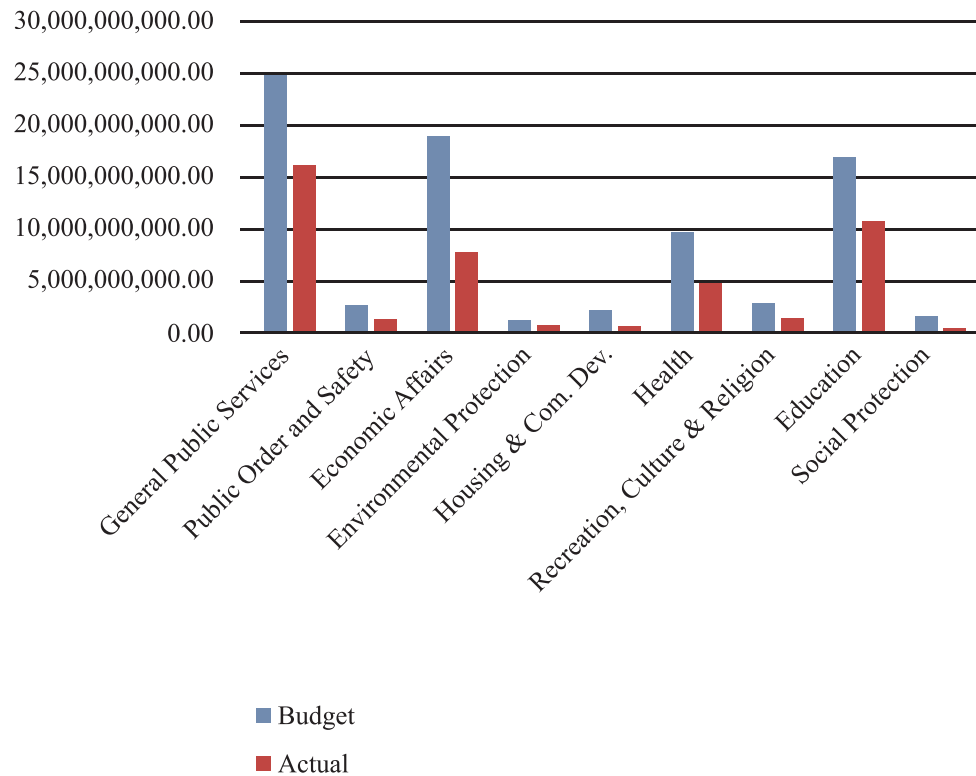
REPORT ON FUNCTIONAL SEGMENT

STATEMENT OF TOTAL GOVERNMENT EXPENDITURE BY MAIN FUNCTION FOR THE YEAR ENDED 31ST DECEMBER, 2015

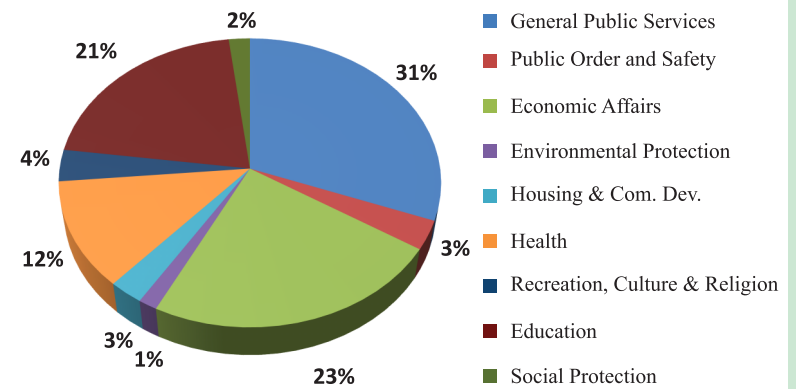
CODE	SUBHEAD DETAILS	NOTE	ACTUAL 2015	FINAL BUDGET 2015	INITIAL BUDGET 2015	SUPLIMENTARY BUDGET 2015	VARIANCE ON FINAL BUDGET	ACTUAL 2014
70100	General public services	1					-	
	Recurrent Expenditure		12,621,462,964.10	19,379,365,000.00	19,546,365,000.00	- 167,000,000.00	5,834,380,445.03	16,351,885,849.33
	Capital Expenditure		3,492,182,368.81	5,455,664,000.00	6,665,664,000.00	- 1,210,000,000.00	1,963,481,631.19	2,680,373,531.31
	TOTAL		16,113,645,332.91	24,835,029,000.00	26,212,029,000.00	- 1,377,000,000.00	8,721,383,667.09	19,032,259,380.64
70300	Public order and safety	2					-	
	Recurrent Expenditure		1,002,459,717.98	1,822,388,000.00	1,952,388,000.00	- 130,000,000.00	819,928,282.02	821,821,606.30
	Capital Expenditure		339,591,000.00	798,896,000.00	798,896,000.00	-	459,305,000.00	686,981,541.50
	TOTAL		1,342,050,717.98	2,621,284,000.00	2,751,284,000.00	- 130,000,000.00	1,279,233,282.02	1,508,803,147.80
70400	Economic affairs	3					-	
	Recurrent Expenditure		1,901,941,437.14	2,537,908,000.00	2,547,908,000.00	- 10,000,000.00	635,966,562.86	1,837,175,446.09
	Capital Expenditure		5,821,282,951.94	16,424,243,000.00	14,924,243,000.00	1,500,000,000.00	10,602,960,048.06	13,418,364,484.66
	TOTAL		7,723,224,389.08	18,962,151,000.00	17,472,151,000.00	1,490,000,000.00	11,238,926,610.92	15,255,539,930.75
70500	Environmental protection	4					-	
	Recurrent Expenditure		704,948,742.73	937,994,000.00	1,237,994,000.00	- 300,000,000.00	233,045,257.27	235,766,988.68
	Capital Expenditure		47,149,484.75	256,500,000.00	256,500,000.00	-	209,350,515.25	15,400,000.00
	TOTAL		752,098,227.48	1,194,494,000.00	1,494,494,000.00	- 300,000,000.00	442,395,772.52	251,166,988.68
70600	Housing and Community Amenities	5					-	
	Recurrent Expenditure		443,025,178.99	512,909,000.00	512,909,000.00	-	69,883,821.01	864,001,150.63
	Capital Expenditure		186,441,743.05	1,653,500,000.00	1,553,500,000.00	100,000,000.00	1,467,058,256.95	798,048,464.29
	TOTAL		629,466,922.04	2,166,409,000.00	2,066,409,000.00	100,000,000.00	1,536,942,077.96	1,662,049,614.92
70700	Health	6					-	
	Recurrent Expenditure		3,530,053,289.80	4,528,582,000.00	4,628,582,000.00	- 100,000,000.00	998,528,710.20	2,823,305,413.82
	Capital Expenditure		1,221,037,832.30	5,164,599,000.00	4,864,599,000.00	300,000,000.00	3,943,561,167.70	2,156,395,316.93
	TOTAL		4,751,091,122.10	9,693,181,000.00	9,493,181,000.00	200,000,000.00	4,942,089,877.90	4,979,700,730.75
70800	Recreation, culture and religion	7					-	

CODE	SUBHEAD DETAILS	NOTE	ACTUAL 2015	FINAL BUDGET 2015	INITIAL BUDGET 2015	SUPLIMENTARY BUDGET 2015	VARIANCE ON FINAL BUDGET	ACTUAL 2014
	Recurrent Expenditure		1,345,190,110.78	2,070,300,000.00	1,792,300,000.00	278,000,000.00	725,109,889.22	1,347,219,183.01
	Capital Expenditure		58,603,623.50	790,299,000.00	790,299,000.00	-	731,695,376.50	570,814,947.08
	TOTAL		1,403,793,734.28	2,860,599,000.00	2,582,599,000.00	278,000,000.00	1,456,805,265.72	1,918,034,130.09
70900	Education	8					-	
	Recurrent Expenditure		8,798,252,045.95	10,706,807,000.00	10,967,807,000.00	- 261,000,000.00	1,908,554,954.05	7,026,298,652.76
	Capital Expenditure		1,962,736,065.17	6,191,715,000.00	6,191,715,000.00	-	4,228,978,934.83	5,854,128,614.15
	TOTAL		10,760,988,111.12	16,898,522,000.00	17,159,522,000.00	- 261,000,000.00	6,137,533,888.88	12,880,427,266.91
71000	Social protection	9					-	
	Recurrent Expenditure		401,867,172.70	535,311,000.00	535,311,000.00	-	133,443,827.30	58,542,158.99
	Capital Expenditure		56,737,207.42	1,052,020,000.00	1,052,020,000.00	-	995,282,792.58	37,757,548.63
	TOTAL		458,604,380.12	1,587,331,000.00	1,587,331,000.00	-	1,128,726,619.88	96,299,707.62
	GRAND TOTAL		43,934,962,937.11	80,819,000,000.00	80,819,000,000.00	-	36,884,037,062.89	57,584,280,898.16

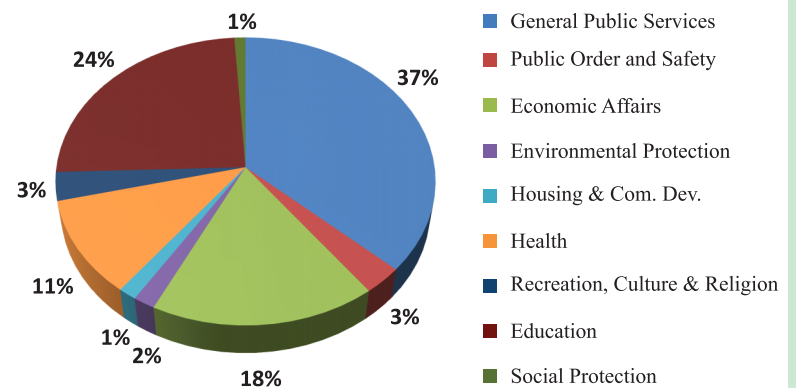
Analysis on Budget Allocation And Actual Expenditure by Function



Budget Allocation by Function



Actual Expenditure by Function



REPORT ON MONTHLY REVENUE RETURNS PERFORMANCE FOR THE YEAR 2015

ECONOMIC CODE	PARTICULARS	ANNUAL BUDGET	REVENUE THIS MONTH DEC 2015	REVENUE TO DATE (JAN TO DEC. 2015)	% ACHIEVED ON BUDGET	REMARKS
1	REVENUE	79,624,931,251.00	2,815,728,327.75	44,651,743,670.15	56	
11	GOVERNMENT SHARE OF FAAC	57,623,165,000.00	2,654,667,746.63	40,083,983,096.81	70	
1101	GOVERNMENT SHARE OF FAAC	57,623,165,000.00	2,654,667,746.63	40,083,983,096.81	70	
110101	GOVERNMENT SHARE OF FAAC	41,544,307,000.00	2,089,049,484.25	32,697,208,361.12	79	
11010101	Statutory Allocation	41,544,307,000.00	2,089,049,484.25	32,697,208,361.12	79	
110102	GOVERNMENT SHARE OF VAT	9,287,994,000.00	565,618,262.38	7,233,852,611.75	78	
11010201	Share of VAT	9,287,994,000.00	565,618,262.38	7,233,852,611.75	78	
110103	SHARE OF EXCESS CRUDE ACCOUNT	6,790,864,000.00	-	152,922,123.94	0	
11010303	Excess Crude	6,790,864,000.00	-	152,922,123.94	0	
12	INDEPENDENT REVENUE	4,365,462,000.00	161,060,581.12	2,267,760,573.34	52	
1201	TAX REVENUE	1,669,302,000.00	139,388,288.84	1,625,509,537.60	97	
120101	PERSONAL TAXES	1,669,302,000.00	139,388,288.84	1,625,509,537.60	97	
12010101	Pay As You Earn	1,355,000,000.00	138,176,912.57	1,439,747,539.53	106	
12010102	Direct Assessment Tax	5,000,000.00		9,531,687.56	191	
12010103	Stamp Duty Tax	235,935,000.00		52,060,596.41	22	
12010104	Withholding Tax	72,667,000.00	1,211,376.27	124,169,714.10	171	
12010105	Property Tax	500,000.00			0	
12010199	Other Direct Charges Tax	200,000.00			0	
1202	NON-TAX REVENUE	2,696,160,000.00	21,672,292.28	642,251,035.74	24	
120201	LICENCES - GENERAL	107,410,000.00	5,294,850.00	79,118,146.27	74	
12020107	Boats & Canoe (Small Craft) Lincese	50,000.00			0	
12020109	Reg./Renewal of Self help group	120,000.00		84,400.00	70	
12020111	Bakery house lincese	2,000,000.00			0	
12020113	Brick making license	3,000,000.00			0	
12020117	Meat Saler License/Renewal	150,000.00			0	
12020118	Pet Dog license	50,000.00			0	
12020119	Fishing permit	50,000.00			0	
12020120	Hawker's Permit	1,370,000.00			0	
12020121	Hunting Permit	50,000.00			0	

ECONOMIC CODE	PARTICULARS	ANNUAL BUDGET	REVENUE THIS MONTH DEC 2015	REVENUE TO DATE (JAN TO DEC. 2015)	% ACHIEVED ON BUDGET	REMARKS
12020122	Produce buyer licence	750,000.00			0	
12020126	Hire of Combine Harvester	20,000,000.00		523,500.00	3	
12020128	Borhole Driling license	8,000,000.00			0	
12020130	Reg./Renewal of Cinema houses	170,000.00			0	
12020132	Motor Vehicle License	3,000,000.00	5,235,550.00	62,755,546.27	2092	
12020133	Conductor's Badge	2,000,000.00	59,300.00	556,250.00	28	
12020134	Patent Medicine vendors license/renew	500,000.00			0	
12020136	Medical Clinic License	1,400,000.00			0	
12020137	Hotel License/Renewal	9,100,000.00		198,450.00	2	
12020138	Reg./Renewal Private Refuse Collectors	1,000,000.00			0	
12020139	Taxi Registartion (Side Badge)	300,000.00			0	
12020140	Conductor's Badge	50,000.00			0	
12020141	Driving Test	6,000,000.00			0	
12020142	Drivers Badge	100,000.00			0	
12020143	Learner's Permit	1,500,000.00			0	
12020146	Vehicle Registration	15,000,000.00		15,000,000.00	100	
12020147	Vehicle Plate Number	30,000,000.00			0	
12020149	Animal Import Licenses	500,000.00			0	
12020150	Registration of Agro Chemical Shops	200,000.00			0	
12020151	Auctioneer License/Renewal	1,000,000.00			0	
120204	FEES - GENERAL	1,116,950,000.00	1,513,700.00	55,348,224.03	5	
12020401	Affidavits	2,000,000.00	709,300.00	1,915,970.00	96	
12020409	Certificate of Road Worthness	2,000,000.00		59,500.00	3	
12020412	search Fees	50,000.00			0	
12020413	Production/Programmes Fees	11,000,000.00			0	
12020417	Reg/Renewal of contractor (Feeding)	8,000,000.00		30,000.00	0	
12020418	Marriage/Divorce Fees	100,000.00		1,000.00	1	
12020426	Write of Summons	300,000.00	1,200.00	179,955.00	60	
12020427	Non-refundable Tender Fees	46,000,000.00		330,000.00	1	
12020430	Reg./Renewal of Accounting Firms	3,020,000.00			0	
12020436	Sign post, sign board, bill boards fees	1,000,000.00			0	

ECONOMIC CODE	PARTICULARS	ANNUAL BUDGET	REVENUE THIS MONTH DEC 2015	REVENUE TO DATE (JAN TO DEC. 2015)	% ACHIEVED ON BUDGET	REMARKS
12020437	Deeds Preparation & Execution	11,000,000.00			0	
12020438	Building materials & site Registration	10,200,000.00	165,600.00	331,500.00	3	
12020441	Laboratory Services	10,000,000.00			0	
12020442	Reg./Renewal of Business group/Ass.	1,200,000.00			0	
12020446	Pest control Charges	600,000.00			0	
12020447	Land use fees	10,600,000.00		350,616.00	3	
12020449	Petrol Filling stations Fees/Renewal	43,300,000.00	296,000.00	2,580,800.00	6	
12020450	Hospitals and clinics Inspection Fees	2,600,000.00	125,250.00	827,200.00	32	
12020451	Firewood trafficking fines	100,000.00		269,000.00	269	
12020452	Examination Fees	275,060,000.00		710,776.00	0	
12020453	Application for Land fees	13,050,000.00	216,350.00	874,750.00	7	
12020454	Park & Gardens	200,000.00			0	
12020455	Produce checkpoints	700,000.00			0	
12020460	Change of purpose	600,000.00			0	
12020461	Agricultural Show Charges	100,000.00			0	
12020462	Document Registration	1,000,000.00			0	
12020463	Water connection fees	10,000,000.00		2,100,000.00	21	
12020464	Filing of Appeals	9,650,000.00			0	
12020465	Affidavits	180,000.00			0	
12020466	Letter of Administration	150,000.00			0	
12020467	Probate Fees	2,100,000.00			0	
12020468	Signing of forms fees	120,000.00			0	
12020469	Certificate of Road Worthness	2,000,000.00			0	
12020470	Announcement Charges	7,150,000.00			0	
12020471	Reg./Renewal Environmental dump site	170,000.00			0	
12020472	Reg./Renewal Telecom System (Mast)	10,000,000.00			0	
12020473	News Coverage & Promotions	10,000,000.00			0	
12020474	Power of Attorney	50,000.00			0	
12020475	Valuation fees	500,000.00			0	
12020477	Processing fees	8,000,000.00			0	
12020478	Registration Adult Education	50,000.00			0	

ECONOMIC CODE	PARTICULARS	ANNUAL BUDGET	REVENUE THIS MONTH DEC 2015	REVENUE TO DATE (JAN TO DEC. 2015)	% ACHIEVED ON BUDGET	REMARKS
12020479	Vetting Fees	600,000,000.00		44,787,157.03	7	
12020480	Road Cut charges	3,000,000.00			0	
12020481	Coop. societies & Supervising fees	50,000.00			0	
120205	FINES - GENERAL	3,700,000.00	9,550.00	270,284.00	7	
12020501	Court Fines	300,000.00	9,550.00	270,284.00	90	
12020506	Lost and Replacement	50,000.00			0	
12020507	Lost of Gate pass	50,000.00			0	
12020509	Road Traffic Offence	3,000,000.00			0	
12020599	Miscellaneous Fines	300,000.00			0	
120206	SALES - GENERAL	699,300,000.00	30,000.00	24,427,510.00	3	
12020601	Circular Books	4,050,000.00	30,000.00	287,510.00	7	
12020604	Sale of Obsolate stores	5,000,000.00		1,520,000.00	30	
12020605	Sale of Animal Vaccination	100,000.00			0	
12020606	Application Forms	16,600,000.00			0	
12020608	Sale of Seedlings	3,200,000.00			0	
12020609	Sale of Grains	60,000,000.00			0	
12020611	Sale of Obsolate Vehicles	10,000,000.00		16,720,000.00	167	
12020612	Proceeds from Sale of Drug/Medication	150,000.00			0	
12020614	Earnings from Owner occupier	100,000,000.00		5,900,000.00	6	
12020616	Sale of Fertilizer	500,000,000.00			0	
12020617	sales of maps	200,000.00			0	
120207	EARNINGS -GENERAL	190,450,000.00	100,000.00	52,778,590.00	28	
12020702	Earnings from Laboratory Services	50,000.00			0	
12020703	Earning from rig hire	36,000,000.00		1,000.00	0	
12020704	Earnings from Hiring of Public Address System	46,900,000.00			0	
12020705	Earnings from facility hire	2,400,000.00		19,500.00	1	
12020706	Earning from VIO charges	3,000,000.00		258,090.00	9	
12020707	Medical Certificate/Report	21,400,000.00			0	
12020709	Earning from Trade fair exhibition	900,000.00			0	
12020710	Earning from Guest Houses/Hotels	25,000,000.00			0	
12020711	Blind workshop products	46,150,000.00		2,400,000.00	5	

ECONOMIC CODE	PARTICULARS	ANNUAL BUDGET	REVENUE THIS MONTH DEC 2015	REVENUE TO DATE (JAN TO DEC. 2015)	% ACHIEVED ON BUDGET	REMARKS
12020712	Earnings from Registration of Tranees	1,000,000.00			0	
12020713	Garage Hire Services	2,000,000.00			0	
12020714	Earning from VIO charges	3,000,000.00			0	
12020715	Earnings from provision store/shop	50,000.00			0	
12020717	Earning from poverty scheme (S&M Ent)	2,000,000.00			0	
12020719	workshop Earnings	600,000.00			0	
12020799	Other earnings		100,000.00	50,100,000.00	0	
120208	RENT ON GOVERNMENT BUILDINGS - GENERAL	128,700,000.00	104,500.00	40,602,108.00	32	
12020801	Rent on Govt. Quarters	25,000,000.00			0	
12020901	Rent on plots	200,000.00	104,500.00	602,108.00	301	
12020903	Ground Rent	3,000,000.00		40,000,000.00	1333	
12020906	Rent/Lease of Government properties	50,000,000.00			0	
12020907	Rent on Surface mining/Sand/Laterite	500,000.00			0	
12020920	Other Rents	50,000,000.00			0	
120210	REPAYMENTS - GENERAL	449,650,000.00	14,619,692.28	389,706,173.44	87	
12021002	MOTOR VEHICLE ADVANCES	348,650,000.00	5,049,863.21	127,247,451.79	36	
12021005	HOUSE REFURBISHING LOAN	-	4,619,260.40	37,172,098.92	0	
12021006	REFUNDS	100,000,000.00	447,848.48	152,216,532.11	152	
12021007	Animal Traction Repayment	1,000,000.00	4,502,720.19	73,070,090.62	7307	
120211	INVESTMENT INCOME	25,000,000.00	-	-	0	
12021102	DIVIDEND RECEIVED	15,000,000.00			0	
12021103	OTHER INVESTMENT INCOME	10,000,000.00			0	
120212	INTEREST EARNED	55,000,000.00	-	-	0	
12021210	Interest on Bank Deposit	50,000,000.00			0	
12021212	Other Interest	5,000,000.00			0	
120213	RE-IMBURSEMENT GENERAL	-	0	-	0	
12021302	Audit Fees				0	
13	AID AND GRANTS	2,855,000,000.00	-	-	0	
1301	AID	2,855,000,000.00	-	-	0	
130101	DOMESTIC AIDS	-	-	-	0	

ECONOMIC CODE	PARTICULARS	ANNUAL BUDGET	REVENUE THIS MONTH DEC 2015	REVENUE TO DATE (JAN TO DEC. 2015)	% ACHIEVED ON BUDGET	REMARKS
13010101	Current Domestic AIDS	-	0	-	0	
130203	DOMESTIC GRANTS	2,855,000,000.00	-	800,000,000.00	28	
13020302	Capital Domestic Grants	2,855,000,000.00		800,000,000.00	28	
14	CAPITAL DEVELOPMENTFUND (CDF) RECEIPTS	14,781,304,251.00	-	1,500,000,000.00	10	
1403	LOANS/ BORROWINGS RECEIPT	14,781,304,251.00	-	1,500,000,000.00	10	
140301	DOMESTIC LOANS/ BORROWINGS RECEIPT	14,291,304,251.00	-	1,500,000,000.00	10	
14030301	Borrowings from Financial Institutions	14,291,304,251.00		1,500,000,000.00	10	
140302	INTERNATIONAL LOANS/ BORROWINGS RECEIPT	490,000,000.00	-	-	0	
14030201	Borrowings from Financial Institutions	490,000,000.00	-	-	0	

REPORT ON MONTHLY RECURRENT EXPENDITURE (BUDGET) PERFORMANCE FOR THE YEAR 2015

ECONOMIC CODE	PARTICULARS	ANNUAL BUDGET	ACTUAL EXPENDITURE THIS MONTH DEC 2015	ACTUAL EXPENDITURE TO DATE (JAN. TO DEC. 2015)	% ACHIEVED ON BUDGET	REMARKS
2	EXPENDITURES	44,521,564,000.00	3,099,212,903.44	33,035,747,691.29	74	
21	PERSONNEL COST	21,042,260,000.00	1,447,075,963.22	18,619,818,681.74	88	
2101	SALARY	20,789,426,000.00	1,447,075,963.22	18,412,221,221.74	89	
210100	SALARIES AND WAGES	20,789,426,000.00	1,447,075,963.22	18,412,221,221.74	89	
21010101	Consolidated Salary	18,479,426,000.00	1,430,257,963.22	17,181,921,095.18	93	
21010103	Consolidated Revenue Fund Charge- Salaries	2,310,000,000.00	16,818,000.00	1,230,300,126.56	53	
2102	ALLOWANCES AND SOCIAL CONTRIBUTION	252,834,000.00	-	207,597,460.00	82	
210201	ALLOWANCES	252,834,000.00	-	207,597,460.00	82	
2102011	NON REGULAR ALLOWANCES	252,834,000.00	-	207,597,460.00	82	
21020101	Council of Ulamas	10,000,000.00	0.00	0.00	0	
21020101	Da'awa General (Allowances)	107,834,000.00	0.00	86,344,000.00	80	
21020102	NYSC ALLOWANCE	35,000,000.00	0.00	29,253,000.00	84	
21020107	Furniture allowance	100,000,000.00	-	92,000,460.00	92	
22	OTHER RECURRENT COSTS	23,479,304,000.00	1,652,136,940.22	14,415,929,009.55	61	
2201	SOCIAL BENEFITS	2,500,000,000.00	241,817,990.05	2,254,387,023.61	90	
220101	SOCIAL BENEFITS	2,500,000,000.00	241,817,990.05	2,254,387,023.61	90	
22010102	Pension and Gratuities	2,500,000,000.00	241,817,990.05	2,254,387,023.61	90	
2202	OVERHEAD COST	14,009,528,000.00	1,148,517,789.25	8,150,841,807.26	58	
220201	TRAVEL& TRANSPORT - GENERAL	1,131,905,666.67	18,917,513.00	385,624,006.62	34	
22020101	Local Transport and Travelling(Traning)	195,861,166.67	5,000,250.00	104,313,500.00	53	
22020102	Local Transport and Travelling(Others)	811,044,500.00	12,282,963.00	242,272,710.62	30	
22020104	Duty visit outside Nigeria BTA	125,000,000.00	1,634,300.00	39,037,796.00	31	
220202	UTILITIES - GENERAL	168,170,000.00	15,902,054.50	149,847,078.66	89	
22020201	Electricity charges	160,170,000.00	15,902,054.50	149,847,078.66	94	
22020203	Internet Access charges	5,000,000.00	0.00	0.00	0	
22021006	Postal and Courier Services	3,000,000.00	0.00	0.00	0	
220300	MATERIALS & SUPPLIES - GENERAL	2,762,628,833.33	115,939,786.01	1,967,854,066.54	71	
22020301	Computer Materials and Supplies	214,569,333.33	6,795,386.01	257,473,100.70	120	
22020303	News papers and Periodicals	430,000.00	49,300.00		0	
22020305	Printing of Documents	115,707,000.00	5,748,750.00	52,641,258.00	45	

ECONOMIC CODE	PARTICULARS	ANNUAL BUDGET	ACTUAL EXPENDITURE THIS MONTH DEC 2015	ACTUAL EXPENDITURE TO DATE (JAN. TO DEC. 2015)	% ACHIEVED ON BUDGET	REMARKS
22020307	Procurement of Chemicals/Reagents	606,000,000.00	30,032,200.00	403,567,806.84	67	
22020308	Field Materials and Supplies	350,000.00	0.00	-	0	
22020309	Procurement of Uniforms and Other Clothing	95,268,000.00	23,750.00	14,702,500.00	15	
22020310	Grant in Aids	76,220,000.00	0.00	48,134,010.00	63	
22020311	Procurement of Food stuff & Feeds	1,210,084,500.00	17,800,000.00	751,442,796.00	62	
22020315	Procurement of Other Materials	444,000,000.00	55,490,400.00	439,892,595.00	99	
220400	MAINTENANCE SERVICES - GENERAL	3,131,248,016.00	242,191,265.43	1,564,795,644.38	50	
22020401	Maint. of Motor Vehicle/Other Trans. Equip	83,655,000.00	3,218,500.00	18,559,000.00	22	
22020402	Maintenance of Office Furniture	200,000.00	22,500.00	-	0	
22020403	Maintenance of Office Building	4,500,000.00	134,000.00	-	0	
22020404	Maint. of Office and IT Equipment	24,300,000.00	421,000.00	8,575,511.96	35	
22020405	Maintenance of Plant/ Generator	81,975,000.00	5,281,500.00	42,806,999.00	52	
22020406	Other Maintenance Services General	2,936,618,016.00	233,113,765.43	1,494,854,133.42	51	
220500	TRAINING - GENERAL	1,144,300,000.00	33,339,600.00	38,981,449.49	3	
22020501	Conferences and Seminars-Local	1,144,300,000.00	33,339,600.00	38,981,449.49	3	
220600	OTHER SERVICES - GENERAL	2,456,627,984.00	529,498,582.00	2,250,331,469.30	92	
22020601	Security Services	2,351,137,984.00	517,984,832.00	2,206,660,479.30	94	
22020602	Rentage of office Accommodation	75,000,000.00	11,500,000.00	15,806,400.00		
22020603	Accommodation allowance for Hon Member	23,000,000.00	0.00	21,139,590.00	92	
22020605	Fumigation	7,490,000.00	13,750.00	6,725,000.00	90	
220700	CONSULTING & PROFESSIONAL SERVICES - GENERAL	172,188,000.00	22,510,000.00	38,150,000.00	22	
22020701	Audit Consultancy	72,188,000.00	22,510,000.00	-	0	
22020702	Information Technology Consulting	70,000,000.00	0.00	3,150,000.00	5	
22020703	Feasibility, Consultancy and Professional Services	30,000,000.00	0.00	35,000,000.00	117	
220800	FUEL & LUBRICANTS - GENERAL	504,045,000.00	58,187,550.00	469,992,295.00	93	
22020801	Motor Vehicle Fuel	39,850,000.00	1,150,050.00	91,150,000.00	229	
22020803	Diesel Cost	464,195,000.00	57,037,500.00	378,842,295.00	82	
221400	FINANCIAL CHARGES - GENERAL	87,547,500.00	2,012,857.00	74,290,839.65	85	
22020901	Bank Charges	82,547,500.00	1,982,857.00	72,300,839.65	88	
22020902	Insurance	5,000,000.00	30,000.00	1,990,000.00	40	

ECONOMIC CODE	PARTICULARS	ANNUAL BUDGET	ACTUAL EXPENDITURE THIS	ACTUAL EXPENDITURE TO DATE (JAN. TO DEC.	% ACHIEVED ON BUDGET	REMARKS
220900	MISCELLANEOUS EXPENSES GENERAL	2,450,867,000.00	110,018,581.31	1,210,974,957.62	49	
22021001	Refreshment & Meals	160,000.00	-	-		
22021002	Committees and Commissions	1,070,500,000.00	51,580,200.00	1,001,906,177.74	94	
22021003	Publicity & Advertisement	8,600,000.00	36,000.00	-	0	
22021004	Medical Expenses- local	349,055,000.00	16,225,350.00	98,254,980.00	28	
22021007	Hospitality	137,400,000.00	2,117,000.00	26,100,000.00	19	
2102001	Assistance to Emirate Councils	15,000,000.00	0.00	0.00	0	
22021008	Subscription to professional bodies	2,500,000.00	0.00	1,500,000.00	60	
22021009	Sporting Activities	84,400,000.00	0.00	3,840,000.00	5	
22021014	Annual Budget Expenditure & Admin	6,000,000.00	0.00	5,100,000.00	85	
22021018	Other Women Ativities	10,000,000.00	0.00	380,000.00	4	
22021021	Qur'anic competition & Tsangaya prog.	47,000,000.00	0.00	7,653,000.00	16	
22021022	Outfit/Up keep Allowances	412,000,000.00	27,415,000.00	-	0	
22021023	Contingency (Service Wide)	200,252,000.00	5,960,000.00	5,960,000.00	3	
22021025	3% of IGR to Board of Internal revenue	108,000,000.00	6,685,031.31	60,280,799.88	56	
22013	LOANS AND ADVANCES	908,900,000.00	0	243,220,565.04	27	
220130	STAFF LOANS & ADVANCES	908,900,000.00	0	243,220,565.04	27	
22030106	Public Office Holders Vehicle Loan	810,900,000.00	0	143,002,190.00	18	
22030109	FURNITURE LOAN	98,000,000.00	0	100,218,375.04	102	
2204	GRANTS AND CONTRIBUTIONS GENERAL	3,800,876,000.00	292,500.00	1,429,547,387.69	38	
220401	LOCAL GRANTS AND CONTRIBUTIONS	3,800,876,000.00	292,500.00	1,429,547,387.69	38	
22921007	Local Government Share of Revenue (10%)	300,000,000.00	0.00	0.00	0	
21020202	2.5% State Contribution to L. G Pension				0	
22222222	Subvention to Board & Parastatals	3,475,876,000.00		1,413,920,887.69	41	
22040109	Asst. to Destitute and Orphanage	25,000,000.00	292,500.00	15,626,500.00	63	
2206	PUBLIC DEBT CHARGES	2,260,000,000.00	261,508,660.92	2,337,932,225.95	103	
220601	FOREIGN INTEREST / DISCOUNT	2,260,000,000.00	261,508,660.92	2,337,932,225.95	103	
22060202	Public Debt Services	2,100,000,000.00	261,508,660.92	2,183,183,432.63	104	
22060201	Interest on loans	160,000,000.00	-	154,748,793.32	97	

REPORT ON MONTHLY CAPITAL EXPENDITURE (BUDGET) PERFORMANCE FOR THE YEAR 2015

ECONOMIC CODE	PARTICULARS	ANNUAL BUDGET	ACTUAL EXPENDITURE THIS MONTH DEC 2015	ACTUAL EXPENDITURE TO DATE	% ACHIEVED ON BUDGET	REMARKS
23	CAPITAL EXPENDITURE	36,297,436,000.00	862,667,346.93	10,899,215,245.82	30	
2301	FIXED ASSETS PURCHASED	7,176,633,000.00	59,704,120.00	1,573,380,802.54	22	
230101	PURCHASE OF FIXED ASSETS - GENERAL	7,176,633,000.00	59,704,120.00	1,573,380,802.54	22	
23010101	Acquisition of Land	146,000,000.00		9,256,296.00	6	
23010102	Purchase/Acquisition of Building	266,000,000.00		-	0	
23010103	Purchase of Residential Building	550,000,000.00		-	0	
23010104	Purchase of Motor Cycles	50,000,000.00		-	0	
23010105	Purchase of Motor Vehicle	756,000,000.00		215,725,121.13	29	
23010106	Purchase of towing Van (Recovery Vehicle)	15,000,000.00		-	0	
23010107	Purchase of Tippers	105,000,000.00		-	0	
23010108	Purchase of Buses	18,000,000.00	1,160,000.00	15,420,000.00	86	
23010112	Purchase of Office Furniture and Fittings	896,956,000.00	24,979,120.00	103,586,973.25	12	
23010113	Purchase of Computers	292,224,000.00		18,649,500.00	6	
23010119	Purchase of Power Gen Set	124,000,000.00	7,000,000.00	19,700,000.00	16	
23010120	Purchase of Kitchen Utensils	20,000,000.00		-	0	
23010121	Purchase of Hotels/Lodges Furniture	28,500,000.00		9,300,000.00	33	
23010122	Purchase of Medical Equipment	2,055,500,000.00	23,400,000.00	815,796,161.48	40	
23010123	Purchase of Fire Fight Equipment	97,816,000.00		15,651,000.00	16	
23010124	Purchase of Teaching& training Equipment	320,124,000.00		-	0	
23010125	Purchase of Library and Journals	8,000,000.00		-	0	
23010126	Purchase of Sporting Equipment	37,500,000.00		-	0	
23010127	Purchase of Agricultural Equipment	95,000,000.00	2,165,000.00	2,165,000.00	2	
23010128	Purchase of Patrol & Security Equip	17,000,000.00		-	0	
23010129	Purchase of Industrials equipment	52,105,000.00		2,200,000.00	4	
23010133	Purchase of Survey Equipment	30,000,000.00		2,000,000.00	7	
23010139	Healvy Duty Plant & Mach	132,500,000.00		-	0	
23010140	Purchase of Water Supply Equipment	183,000,000.00		15,000,000.00	8	
23010141	Purchase of Building Materials/Equipment	10,000,000.00		-	0	
23010142	Purchase of Electrical Equipment	22,000,000.00	1,000,000.00	4,550,000.00	21	

ECONOMIC CODE	PARTICULARS	ANNUAL BUDGET	ACTUAL EXPENDITURE THIS MONTH DEC 2015	ACTUAL EXPENDITURE TO DATE	% ACHIEVED ON BUDGET	REMARKS
23010143	Purchase of Public Address and Information Equip.	49,368,000.00		910,000.00	2	
23010144	Purchase Of Livestock equipment	68,000,000.00		-	0	
23010145	Purchase of Sanitary Equipment	45,500,000.00		2,000,000.00	4	
23010146	Purchase of Road Construction Equipment	70,000,000.00		-	0	
23010147	Purchase of Spare Parts and Tools	110,000,000.00		3,505,500.00	3	
23010148	Purchase of School Furniture and Fittings	277,040,000.00		118,316,840.58	43	
23010149	Purchase of Hospital Furniture & Fittings	228,500,000.00		199,648,410.10	87	
2302	CONSTRUCTION / PROVISION OF FIXED ASSETS - GENERAL	17,686,117,000.00	488,964,574.43	6,770,937,832.31	38	
230201	CONSTRUCTION / PROVISION	17,686,117,000.00	488,964,574.43	6,770,937,832.31	38	
23020101	Construction of Office Building	1,843,088,000.00	53,880,871.72	598,876,001.49	32	
23020102	Construction of Residential Building	727,000,000.00	24,407,700.00	173,014,090.86	24	
23020103	Construction of Power Electricity Distr	687,000,000.00	15,192,810.00	49,421,410.00	7	
23020105	Construction of Water Supply	503,567,000.00		58,931,166.52	12	
23020106	Construction of Hospital Buildings	560,000,000.00	5,415,746.03	121,150,752.02	22	
23020107	Construction of School Building	1,339,962,000.00	22,044,248.69	296,363,647.85	22	
23020111	Construction/Provision of Library	30,000,000.00		-	0	
23020112	Construction of Sporting Facilities	92,000,000.00		2,093,174.72	2	
23020113	Construction/Provision of Agricultural Facilities	400,000,000.00	2,350,000.00	14,748,500.00	4	
23020114	Construction of Federal roads	7,750,000,000.00	365,673,197.99	5,203,101,900.29	67	
23020116	Construction of Bridges	493,000,000.00		202,089,503.56	41	
23020117	Construction of Airports	3,000,000,000.00		38,950,000.00	1	
23020118	Construction of other Infrastructure	15,000,000.00		-	0	
23020119	Construction of Hall and Theater	100,500,000.00		8,740,000.00	9	
23020128	Construction of Warehouse and shops	105,000,000.00		-	0	
23020129	Construction of Mosques and Islamiya	40,000,000.00		3,457,685.00	9	
2303	REHABILITATION / REPAIRS	5,497,051,000.00	33,605,517.50	728,973,104.48	13	
230301	REHABILITATION / REPAIRS OF FIXED ASSETS - GENERAL	5,497,051,000.00	33,605,517.50	728,973,104.48	13	

ECONOMIC CODE	PARTICULARS	ANNUAL BUDGET	ACTUAL EXPENDITURE THIS MONTH DEC 2015	ACTUAL EXPENDITURE TO DATE	% ACHIEVED ON BUDGET	REMARKS
23030101	Rehabilitation of Hotels/Lodges	387,415,000.00	10,000,000.00	208,106,107.04	54	
23030102	Repairs of Electricity Equipment	34,500,000.00	800,000.00	9,894,300.00	29	
23030104	Rehabilitation & Maintenance of Water Supply	118,000,000.00	7,002,000.00	54,531,500.00	46	
23030105	Rehab./Renovation of Clinics	1,192,000,000.00		8,787,130.00	1	
23030106	Rehabilitation/Renovation of School Building	746,000,000.00	6,535,080.00	159,969,004.24	21	
23030111	Rehabilitation of Sporting Facilities	53,000,000.00		800,000.00	2	
23030112	Repairs of Agric Equipment	1,500,000.00		-	0	
23030113	Rehabilitation of State Roads	2,100,000,000.00		123,894,405.22	6	
23030115	Dredging of River Basin and Ponds	195,000,000.00		-	0	
23030121	Rehab /Renovationof Office Building	599,636,000.00	9,268,437.50	162,990,657.98	27	
23030128	Rehab of industrials Building	15,000,000.00		-	0	
23030129	Rehabilitation of Dams & Irrigations	30,000,000.00		-	0	
23030130	REPAIRS OF MEDICAL EQUIPMENT	25,000,000.00		-	0	
2304	PRESERVATION OF THE ENVIRONMENT	247,500,000.00	5,700,000.00	44,683,000.00	18	
230401	PRESERVATION OF THE ENVIRONMENT - GENERAL	247,500,000.00	5,700,000.00	44,683,000.00	18	
23040101	Establishment of Orchards/Oasis	161,000,000.00	5,700,000.00	24,683,000.00	15	
23040102	Flood and Erosion Control	40,000,000.00		5,000,000.00	13	
23040103	Wildlife and Game Reserve	5,500,000.00		-	0	
23040105	Environmental Pollution Control	41,000,000.00		15,000,000.00	37	
2305	OTHER CAPITAL PROJECTS	5,690,135,000.00	274,693,135.00	1,781,240,506.49	31	
230501	ACQUISITION OF NON TANGIBLE ASSETS	5,690,135,000.00	274,693,135.00	1,781,240,506.49	31	
23050101	Data Collection and Analysis	336,300,000.00		20,310,000.00	6	
23050103	Inspection and Monitoring	109,911,000.00	1,050,000.00	20,465,000.00	19	
23050104	Anniversaries/Celebrations and Annual Conferences	73,310,000.00	760,000.00	2,000,000.00	3	
23050124	Advocacy, Enlightenment & Campaign	95,200,000.00		28,486,235.00	30	
23050128	Counterpart Funding	2,351,414,000.00	53,621,700.00	150,243,400.00	6	
23050129	Capitalisation and Sustainability	432,000,000.00	1,000,000.00	110,336,443.12	26	
23050130	Registration and Exams Fees	2,292,000,000.00	218,261,435.00	1,449,399,428.37	63	



Gov. Gaidam inspecting the newly built Ultra-modern Hospital, Damaturu



Radiant warmer for new born at the Ultra-modern Hospital, Damaturu



Patient Ward at the Ultra-modern Hospital, Damaturu



Gov. Gaidam inspecting the newly installed Ultra-modern MRI Machine

